



US00D577565S

(12) **United States Design Patent**
Samhammer et al.

(10) **Patent No.:** **US D577,565 S**

(45) **Date of Patent:** **** Sep. 30, 2008**

(54) **SLIDING DOOR LATCH**

(75) Inventors: **Christopher Samhammer**, Redmond, WA (US); **Richard K. Simms**, Redmond, WA (US); **Linsey K. Mallory**, Montesano, WA (US); **Patrick C. Moran**, Seattle, WA (US); **Ximena Rozo**, Seattle, WA (US); **Juliane B. Trummer**, Seattle, WA (US)

(73) Assignee: **The Boeing Company**, Chicago, IL (US)

(**) Term: **14 Years**

(21) Appl. No.: **29/297,036**

(22) Filed: **Nov. 1, 2007**

Related U.S. Application Data

(62) Division of application No. 29/247,623, filed on Jun. 29, 2006, now Pat. No. Des. 559,077.

(51) **LOC (8) Cl.** **08-07**

(52) **U.S. Cl.** **D8/303**

(58) **Field of Classification Search** D8/300-303, D8/306, 313, 330-348; 292/137, 157, 163, 292/171, 175, 150, 26, 97, 356, 357, 336.3; 70/14, 51, 52, 141, 95-100; 16/412
See application file for complete search history.

(56) **References Cited**

U.S. PATENT DOCUMENTS

2,616,122	A *	11/1952	Curtiss, Jr.	16/412
2,783,494	A *	3/1957	Sterling et al.	15/412
D181,785	S *	12/1957	Duvall	D8/306
D200,527	S *	3/1965	Fontaine	D8/302
D226,301	S *	2/1973	Dushane, Jr.	D8/302
D258,561	S *	3/1981	Dallaire	D8/300
4,705,442	A	11/1987	Fucci	
D303,618	S	9/1989	Russell et al.	
5,630,632	A	5/1997	Swan	
D384,266	S *	9/1997	Mantarakis et al.	D8/301
D385,474	S	10/1997	Rechberg	
D415,406	S	10/1999	Weinerman et al.	

D452,952	S	1/2002	Teskey	
6,340,933	B1	1/2002	Chen et al.	
D458,110	S	6/2002	Landeros	
D471,428	S	3/2003	Mirick	
D479,974	S *	9/2003	Sugimura	D8/330
6,676,177	B2	1/2004	Daoud et al.	
6,829,150	B2	12/2004	Larson	
D520,334	S *	5/2006	Christie	D8/313
D523,725	S *	6/2006	Chen	D8/301
D525,111	S *	7/2006	Farrell et al.	D8/331
D531,882	S	11/2006	Haugaard et al.	
D543,437	S	5/2007	Mallory et al.	
D543,831	S	6/2007	Druckman et al.	
2002/0171249	A1	11/2002	Daoud et al.	

FOREIGN PATENT DOCUMENTS

WO 2004/021747 A2 3/2004

* cited by examiner

Primary Examiner—Mitchell I Siegel

(74) *Attorney, Agent, or Firm*—Ostrager Chong Flaherty & Broitman P.C.

(57) **CLAIM**

The ornamental design for a sliding door latch, as shown and described.

DESCRIPTION

FIG. 1 is a perspective view of a first embodiment of a sliding door latch, shown in closed position, in accordance with the present invention;

FIG. 2 is a front elevational view thereof;

FIG. 3 is a top view thereof;

FIG. 4 is a right side view thereof;


FIG. 5 is a bottom view thereof;

FIG. 6 is a perspective view thereof shown in an open position;

FIG. 7 is a perspective view of a second embodiment of a sliding door latch, shown in a closed position, of the invention; and,

FIG. 8 is a front elevational view thereof.

1 Claim, 6 Drawing Sheets






FIG. 1




FIG. 2



FIG. 3



FIG. 4




FIG. 5

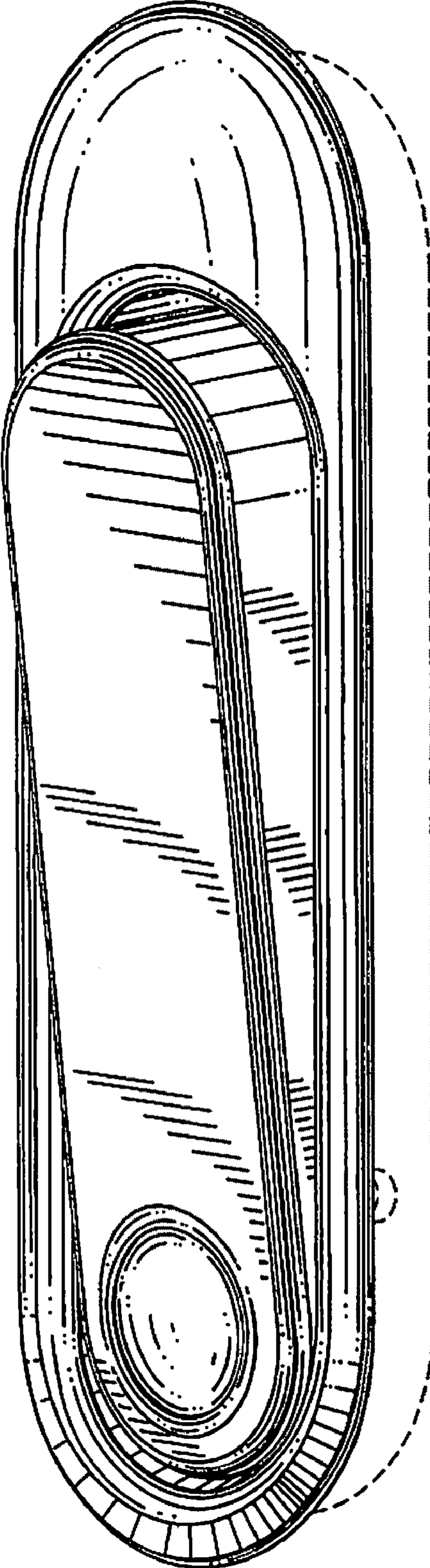


FIG.6




FIG.7




FIG.8