



US00D577532S

(12) **United States Design Patent**
Deeble

(10) **Patent No.:** **US D577,532 S**

(45) **Date of Patent:** **** Sep. 30, 2008**

(54) **FLAT PANEL TV COVER**

(76) **Inventor:** **Russell Robert Deeble**, 950 E. Terrace Dr., Long Beach, CA (US) 90807

(**) **Term:** **14 Years**

(21) **Appl. No.:** **29/298,202**

(22) **Filed:** **Nov. 30, 2007**

(51) **LOC (8) Cl.** **06-13**

(52) **U.S. Cl.** **D6/610**

(58) **Field of Classification Search** D6/610,
D6/611, 616, 601, 596, 606; D14/126, 217,
D14/299, 440, 448; 150/154, 165; 5/499,
5/497, 500, 501, 490; 383/118; 190/26;
D3/321; 174/68.1; 248/476
See application file for complete search history.

(56) **References Cited**

U.S. PATENT DOCUMENTS

2,711,234	A *	6/1955	Rubens	190/26
2,856,615	A *	10/1958	Cirocco	5/500
4,932,524	A *	6/1990	Hodson	150/165
D313,143	S *	12/1990	Handler et al.	D6/610
D340,580	S *	10/1993	Hirschy	D3/321
5,479,664	A *	1/1996	Hollander	5/499
6,799,341	B2 *	10/2004	Wootten, Jr.	5/497
6,948,614	B1 *	9/2005	Hall et al.	150/154

2004/0139547	A1 *	7/2004	Wootten	5/497
2005/0115735	A1 *	6/2005	Iwai	174/68.1
2005/0189247	A1 *	9/2005	Traug	150/165
2005/0236548	A1 *	10/2005	Maruta	248/476
2008/0028522	A1 *	2/2008	Atwood	5/497

* cited by examiner

Primary Examiner—Louis S Zarfaz

Assistant Examiner—David G Muller

(74) *Attorney, Agent, or Firm*—Michael D. Eisenberg

(57) **CLAIM**

The ornamental design for a flat panel TV cover, as shown and described.

DESCRIPTION

FIG. 1 is a top view of a flat panel TV cover showing my new design;

FIG. 2 is a left side view of the flat panel TV cover;

FIG. 3 is a front view of the flat panel TV cover;

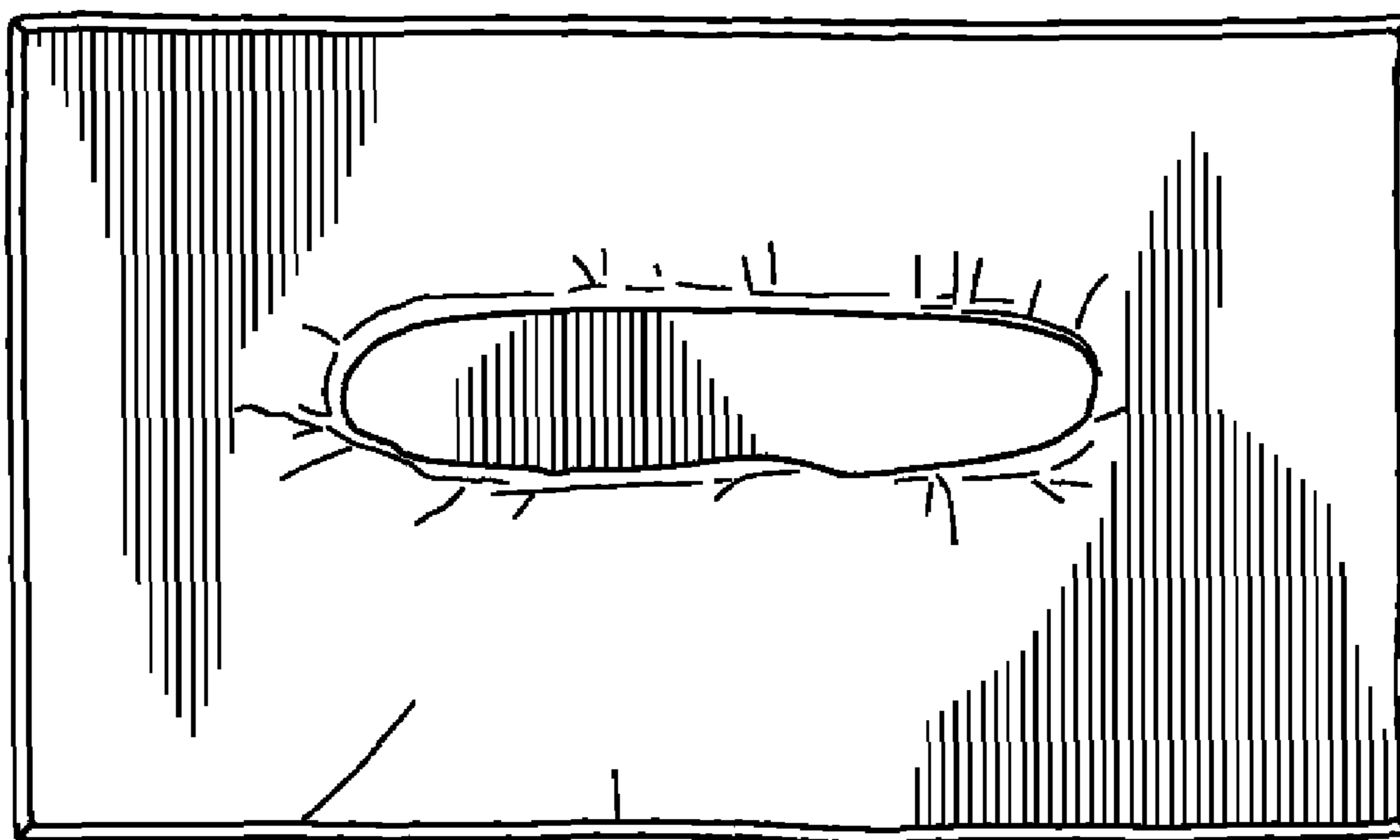
FIG. 4 is a rear view of the flat panel TV cover;

FIG. 5 is a right side view of the flat panel TV cover;

FIG. 6 is a bottom view of the flat panel TV cover; and,

FIG. 7 is a perspective view of a top corner of the flat panel TV cover.

1 Claim, 1 Drawing Sheet



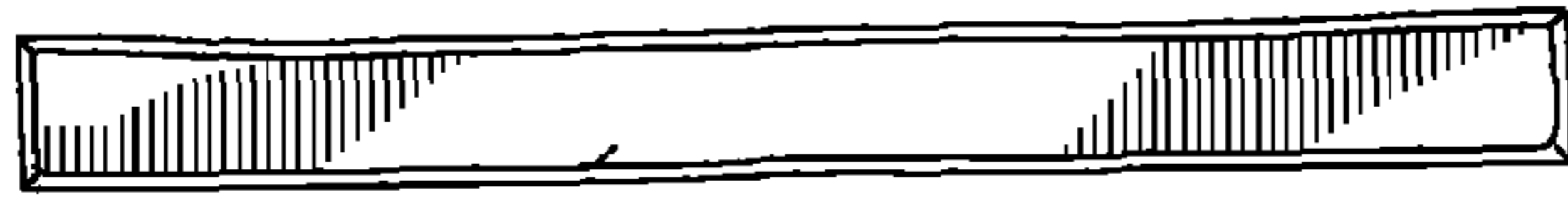


FIG. 1

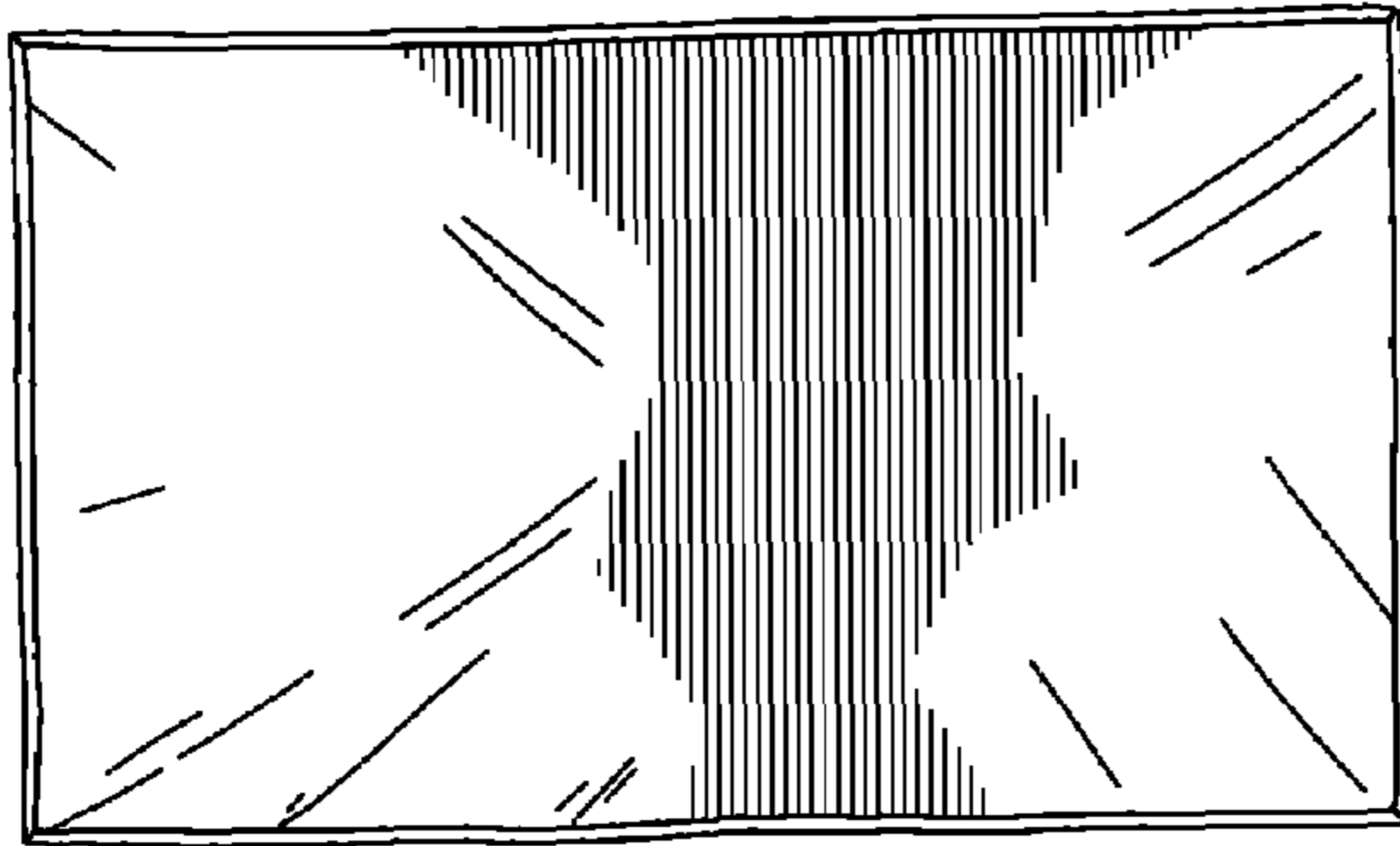


FIG. 3

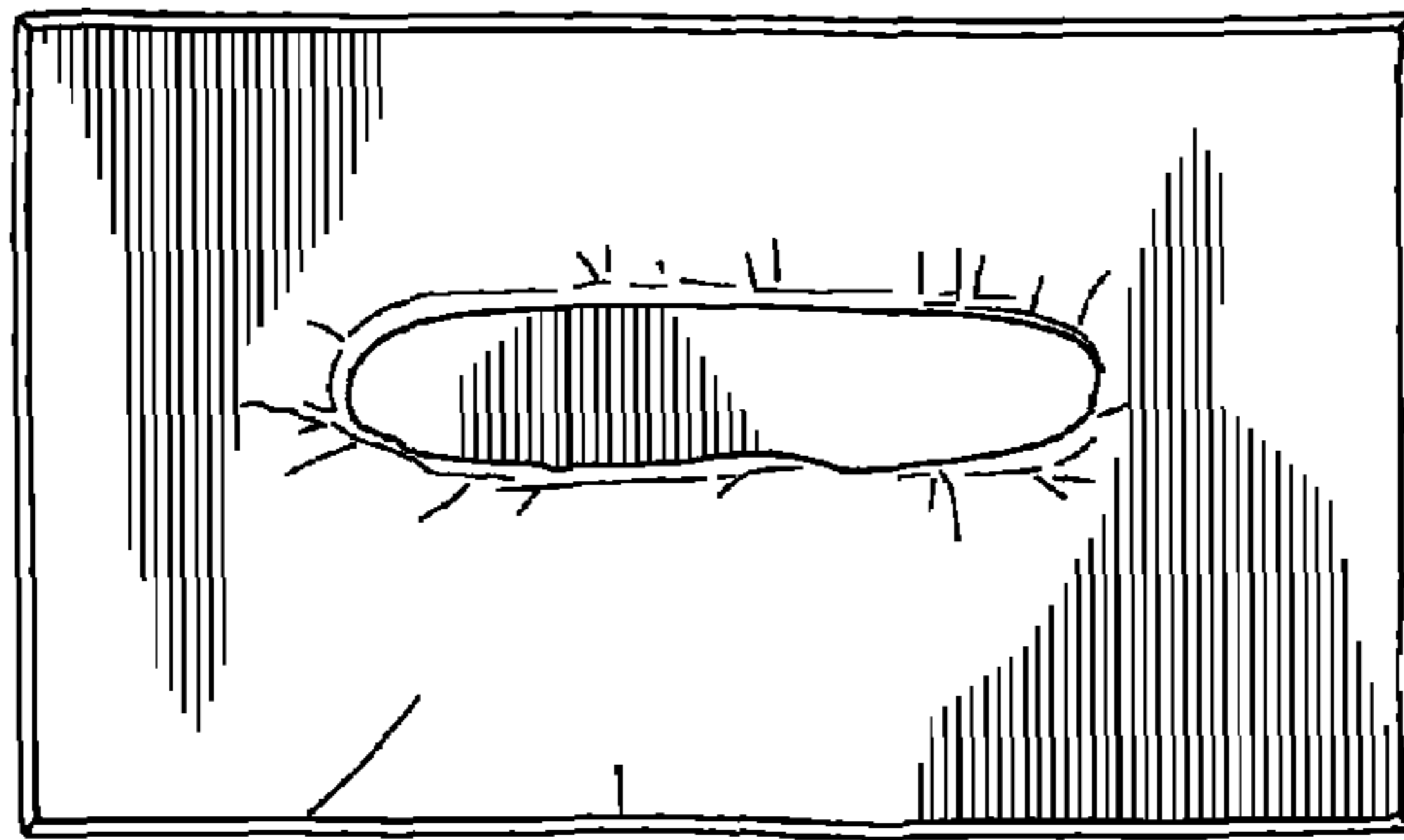


FIG. 4

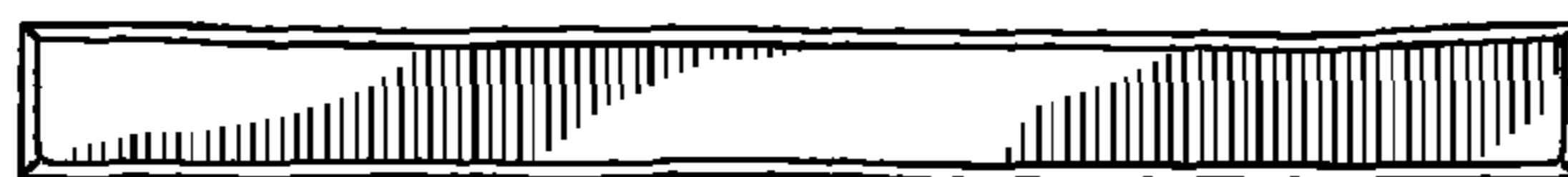


FIG. 6



FIG. 2



FIG. 5

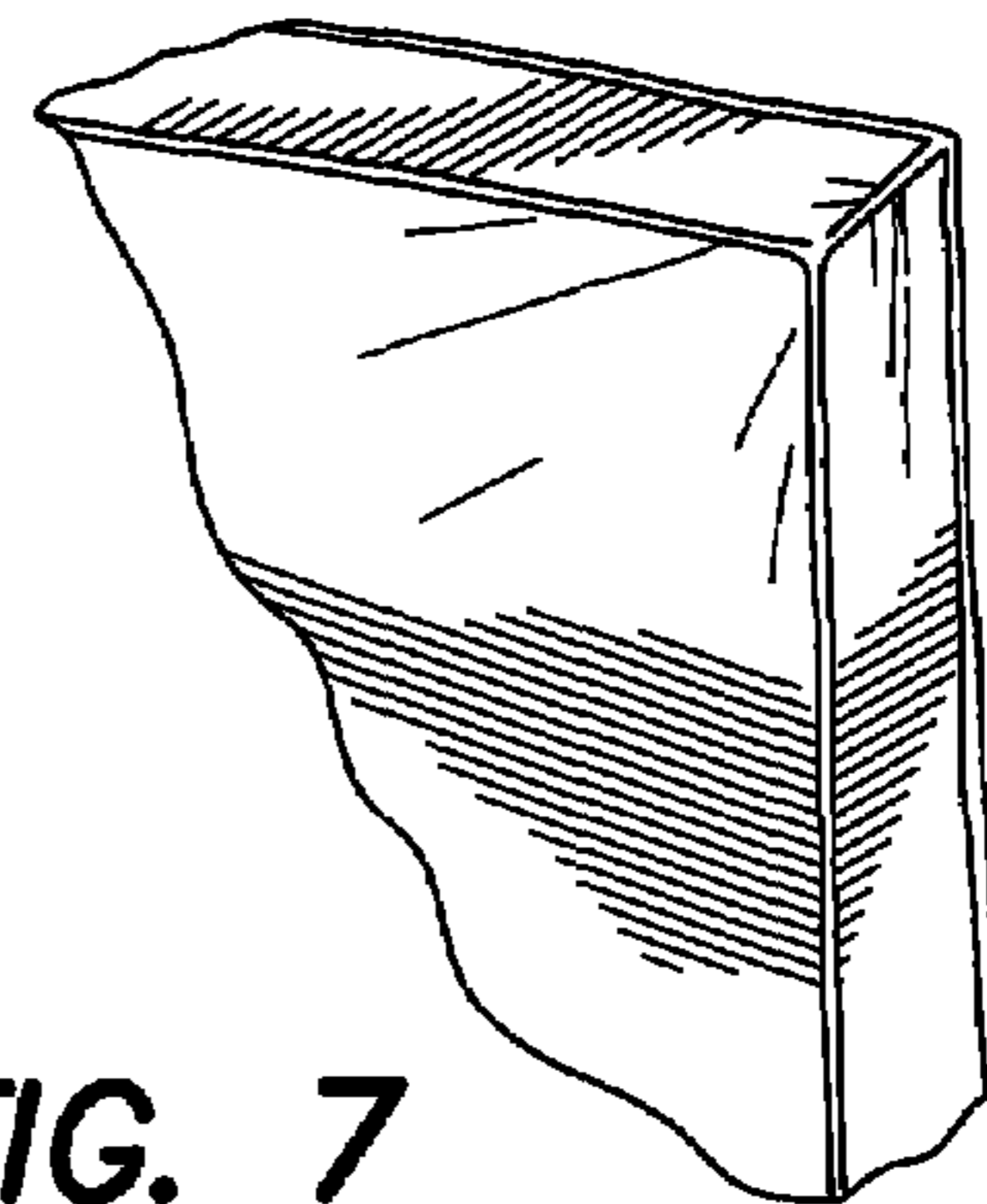


FIG. 7