



US00D577522S

(12) **United States Design Patent**
Thompson

(10) **Patent No.:** **US D577,522 S**

(45) **Date of Patent:** **** Sep. 30, 2008**

(54) **FURNITURE COMPONENT**

(75) Inventor: **David W. Thompson**, New Albany, OH
(US)

(73) Assignee: **American Signature, Inc.**, Columbus,
OH (US)

(**) Term: **14 Years**

(21) Appl. No.: **29/296,364**

(22) Filed: **Oct. 18, 2007**

Related U.S. Application Data

(62) Division of application No. 29/255,921, filed on Mar.
14, 2006.

(51) **LOC (8) Cl.** **06-06**

(52) **U.S. Cl.** **D6/503; D6/491**

(58) **Field of Classification Search** D6/382,
D6/389, 393-395, 505-508, 503, 53.1, 907,
D6/279.1, 280, 281

See application file for complete search history.

(56) **References Cited**

U.S. PATENT DOCUMENTS

D443,445 S 6/2001 O'Hare et al.

D462,848 S 9/2002 Lenger
D518,660 S 4/2006 Domack et al.
D527,925 S 9/2006 Domack et al.
D560,923 S * 2/2008 Janke et al. D6/393

* cited by examiner

Primary Examiner—Janice E Seeger

(74) *Attorney, Agent, or Firm*—Wood, Herron & Evans,
L.L.P.

(57) **CLAIM**

The ornamental design for a furniture component, as shown
and described.

DESCRIPTION

FIG. 1 is a front elevational view of a furniture component
showing my new design.

FIG. 2 is a left-side elevational view thereof.

FIG. 3 is a right-side elevational view thereof.


FIG. 4 is a rear elevational view thereof.

FIG. 5 is a top plan elevational view thereof; and,

FIG. 6 is a bottom plan elevational view thereof.

The broken lines in all the figures depict environment and
form no part of the claimed design.

1 Claim, 3 Drawing Sheets






FIG. 1

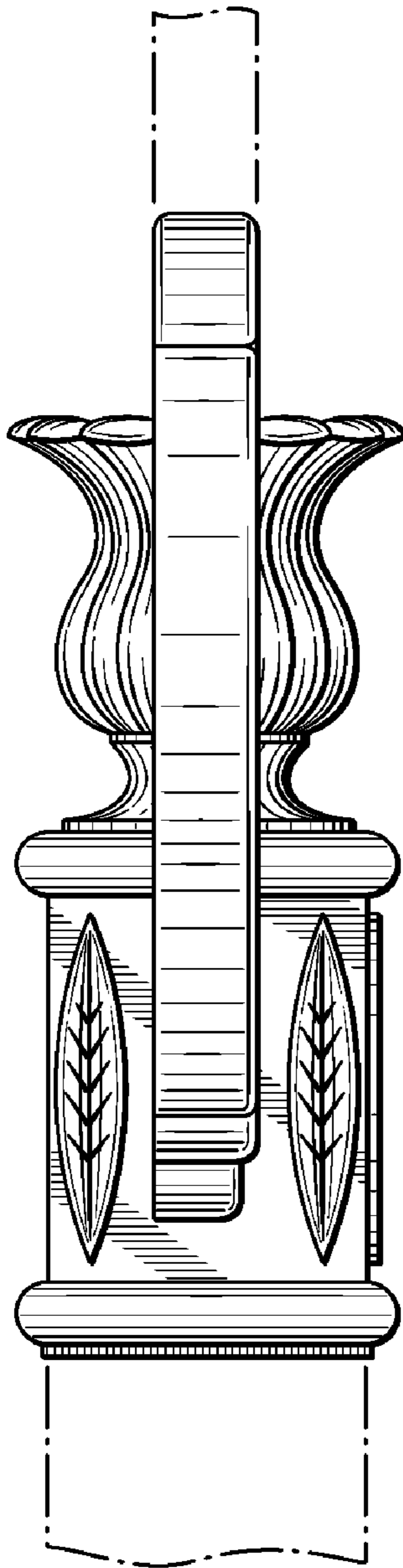


FIG. 2




FIG. 3




FIG. 4



FIG. 5

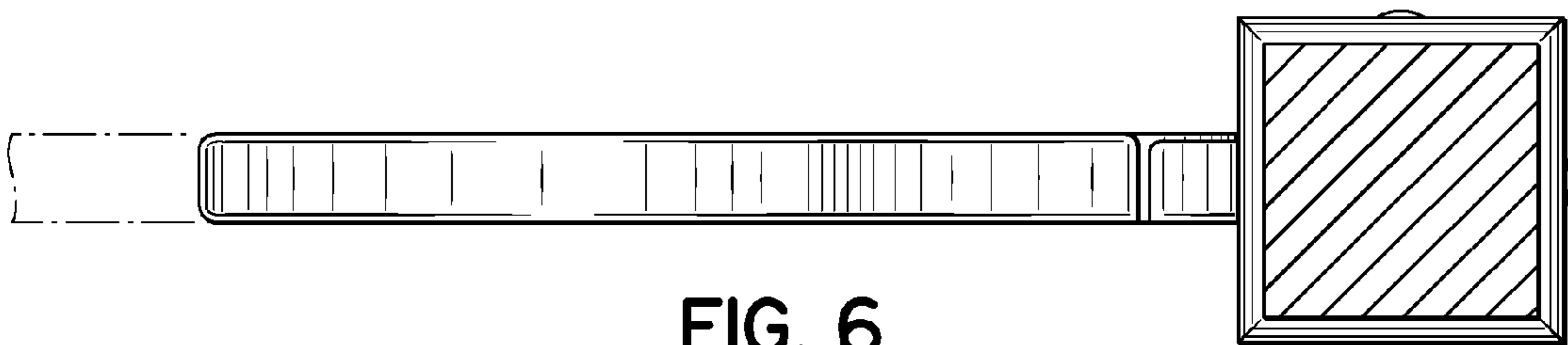


FIG. 6