



US00D577501S

(12) **United States Design Patent**
Fisette et al.

(10) **Patent No.:** **US D577,501 S**
(45) **Date of Patent:** **** Sep. 30, 2008**

(54) **SOFA FOR AIRCRAFT INTERIORS**

D257,454 S * 10/1980 Nash D6/364
D495,505 S * 9/2004 Hanagan D6/356

(75) Inventors: **Armand Fisette**, Thousand Oaks, CA
(US); **Magnus Aspegren**, Santa Monica,
CA (US)

* cited by examiner

(73) Assignee: **Embraer - Empresa Brasileira De**
Aeronautica S.A., Sao Jose Dos Campos
- SP (BR)

Primary Examiner—Mimosa De
(74) *Attorney, Agent, or Firm*—Nixon & Vanderhye P.C.

(**) Term: **14 Years**

(57) **CLAIM**

(21) Appl. No.: **29/296,619**

The ornamental design for a “sofa for aircraft interiors,” as shown and described.

(22) Filed: **Oct. 24, 2007**

DESCRIPTION

(51) **LOC (8) Cl.** **06-01**

FIG. 1 is a top front perspective view of a sofa for aircraft interiors which embodies my new and original design therefore;

(52) **U.S. Cl.** **D6/356**

FIG. 2 front elevational view thereof;

(58) **Field of Classification Search** D6/334–336,
D6/356, 364, 367, 368, 371, 373, 374, 375,
D6/381, 500–502; 297/232, 452.34, 452.35,
297/452.48; 5/12.1; 244/118.5, 118.6, 141
See application file for complete search history.

FIG. 3 is a rear elevational view thereof;

FIG. 4 is a top plan view thereof;

FIG. 5 is a bottom plan view thereof;

FIG. 6 is a left side elevational view thereof; and,

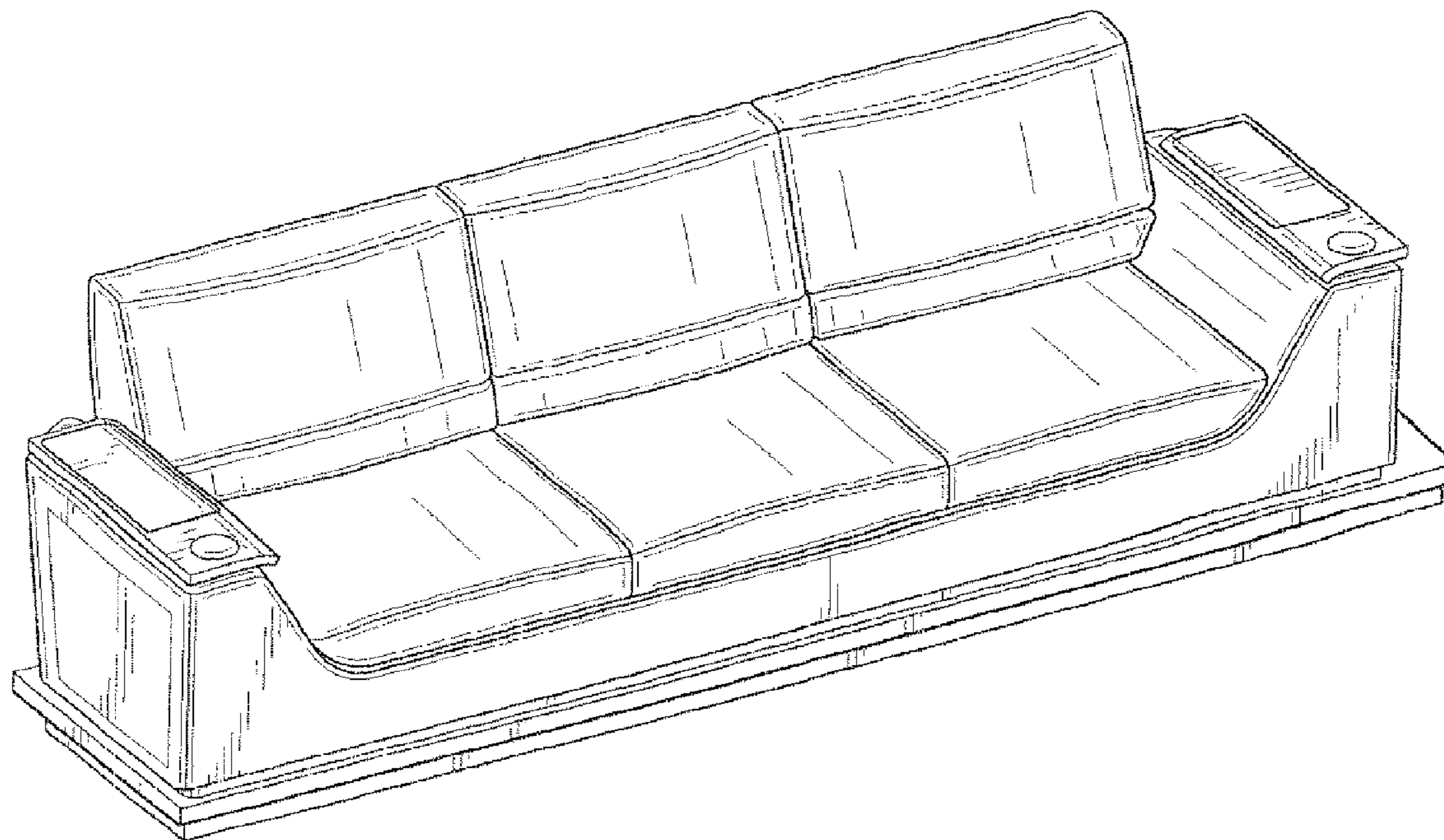
FIG. 7 is a right side elevational view thereof.

(56) **References Cited**

U.S. PATENT DOCUMENTS

D213,776 S * 4/1969 Gera D6/364
D234,731 S * 4/1975 McDonald D6/371

1 Claim, 6 Drawing Sheets



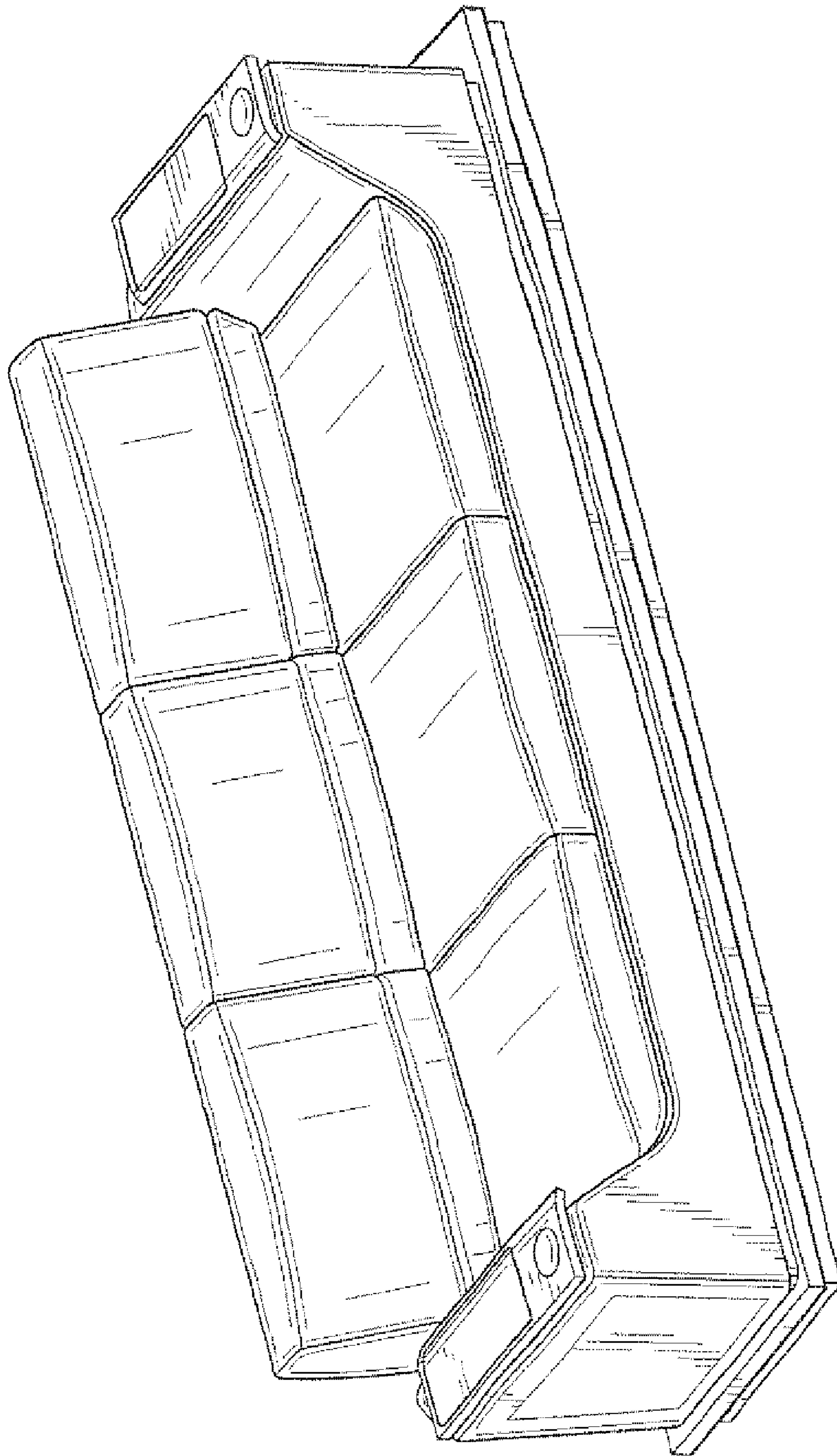


FIG. 1




FIG. 2




FIG. 3

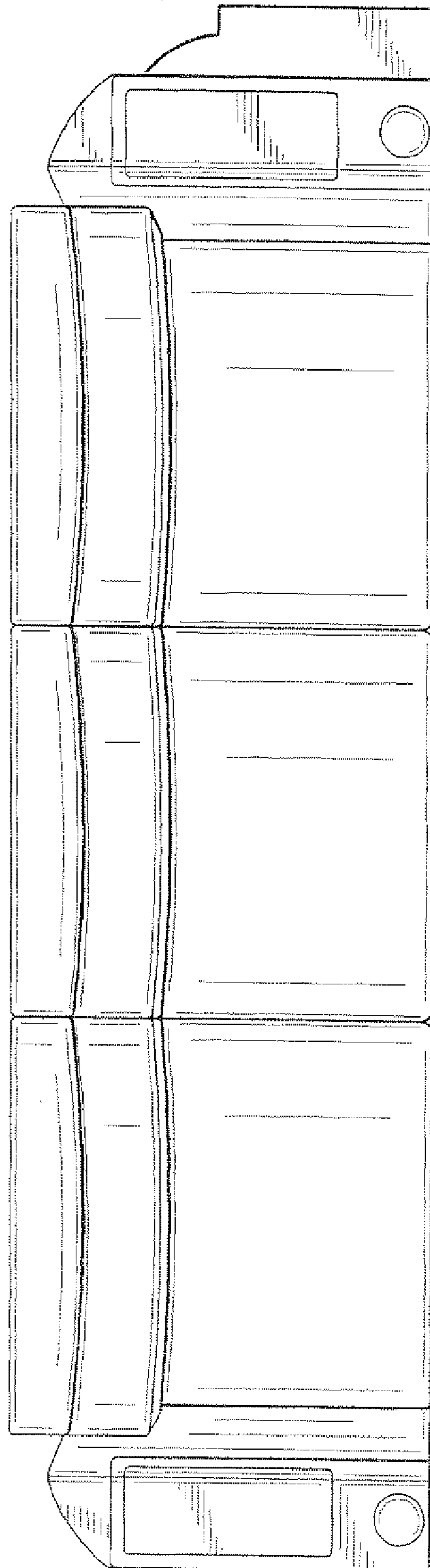


FIG. 4




FIG. 5




FIG. 7

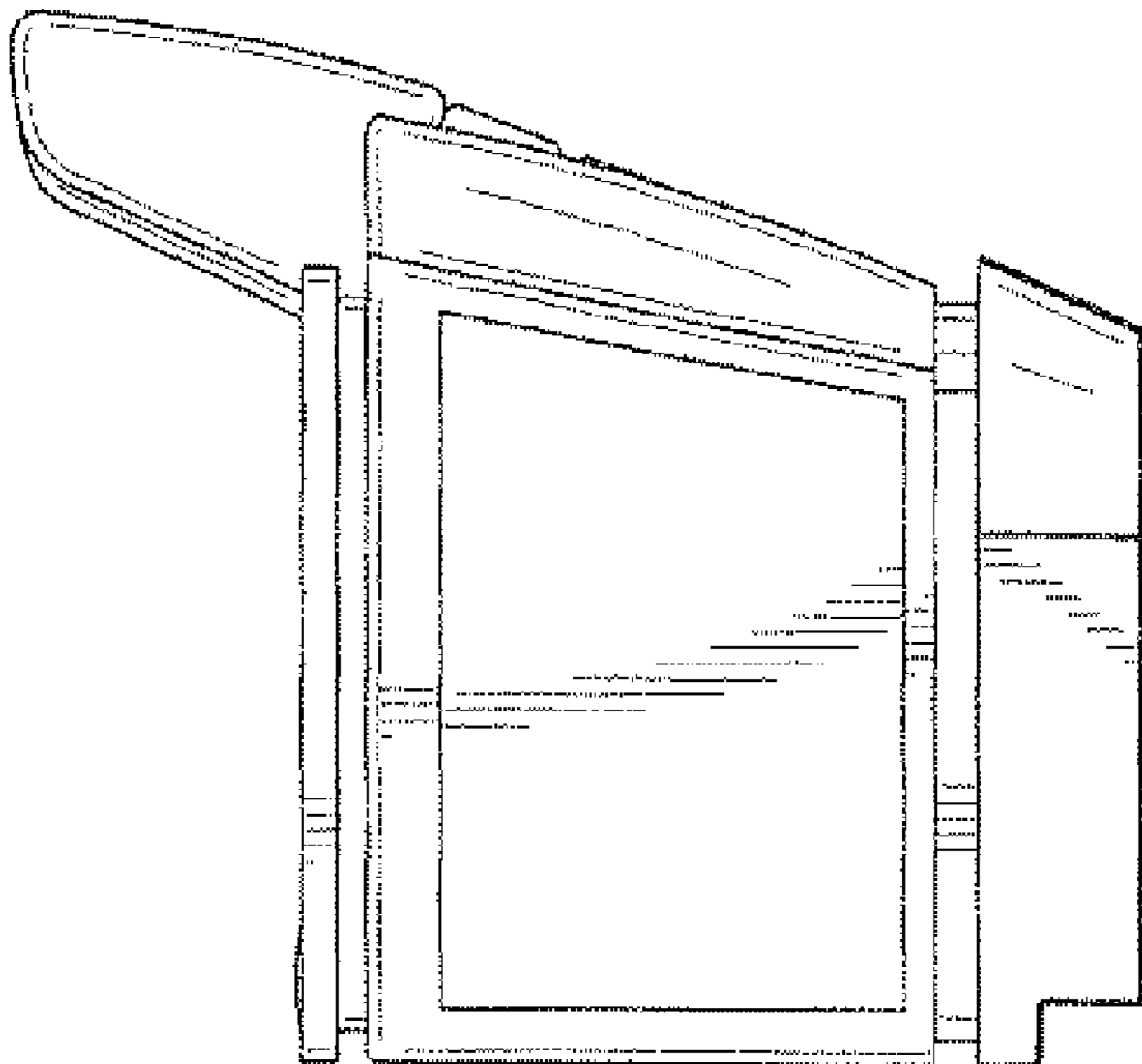


FIG. 6