



US00D577495S

(12) **United States Design Patent**  
**Borovicka et al.**

(10) **Patent No.:** **US D577,495 S**  
(45) **Date of Patent:** **\*\* Sep. 30, 2008**

(54) **GRIPPING PORTION OF A GRILL BRUSH HANDLE**

(75) Inventors: **Cory Thomas Borovicka**, San Francisco, CA (US); **Charles Adams**, Berkeley, CA (US)

(73) Assignee: **Charcoal Companion Incorporated**, Emeryville, CA (US)

(\*\*) Term: **14 Years**

(21) Appl. No.: **29/285,987**

(22) Filed: **Apr. 18, 2007**

**Related U.S. Application Data**

(63) Continuation-in-part of application No. 29/268,287, filed on Nov. 2, 2006, now Pat. No. Des. 547,553.

(51) **LOC (8) Cl.** ..... **04-01**

(52) **U.S. Cl.** ..... **D4/138; D4/199**

(58) **Field of Classification Search** ..... D4/135, D4/138, 199; D7/360, 361, 393, 395; D8/300, D8/303, 307, 310, DIG. 2, DIG. 3; 15/143.1, 15/159.1, 160; 16/110.1, 414, 417, 422, 16/425, 426, 430, 431, 433, 441, DIG. 12, 16/DIG. 19, DIG. 30; 220/752, 753, 755, 220/768; 294/58; D32/48, 52

See application file for complete search history.

(56) **References Cited**

**U.S. PATENT DOCUMENTS**

D253,513 S \* 11/1979 Bertani ..... D8/307

D276,745 S \* 12/1984 Hill et al. .... D23/250  
D276,838 S \* 12/1984 Hill et al. .... D23/250  
D362,937 S \* 10/1995 Camp et al. .... D32/48  
D371,501 S \* 7/1996 James ..... D8/307  
D539,632 S \* 4/2007 Ma ..... D8/307  
2004/0093695 A1 \* 5/2004 Heavenor ..... 16/430

\* cited by examiner

*Primary Examiner*—Melanie Tung

*Assistant Examiner*—Lavone D Tabor

(74) *Attorney, Agent, or Firm*—Donald L. Beeson; Beeson Skinner Beverly, LLC

(57) **CLAIM**

The ornamental design for a gripping portion of a grill brush handle, as shown and described.

**DESCRIPTION**

FIG. 1 is a top perspective view of a gripping portion of a grill brush handle showing our new design;

FIG. 2 is a front elevational view thereof;

FIG. 3 is a rear elevational view thereof;

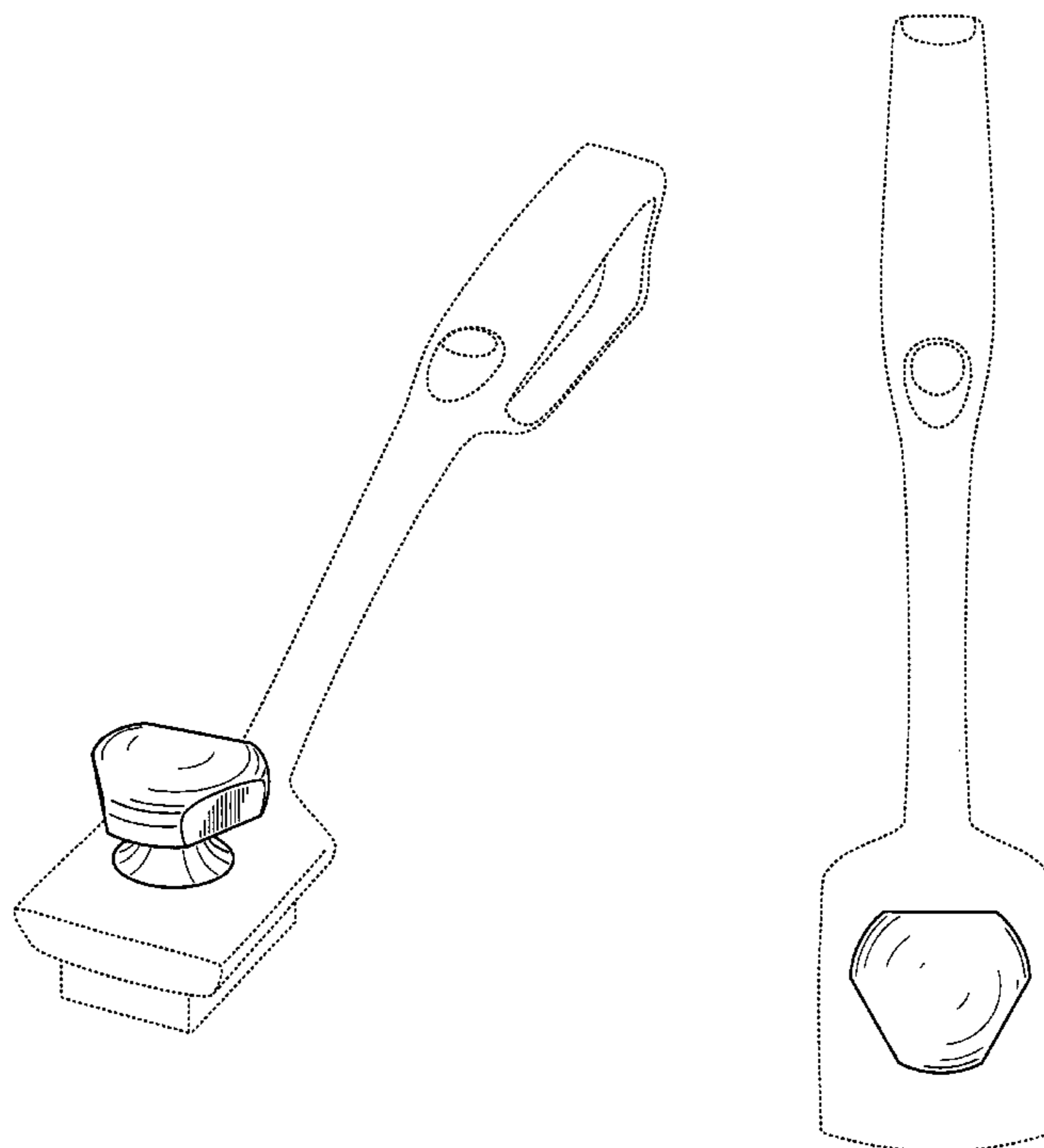
FIG. 4 is a left side elevational view thereof, the right side being a mirror image;

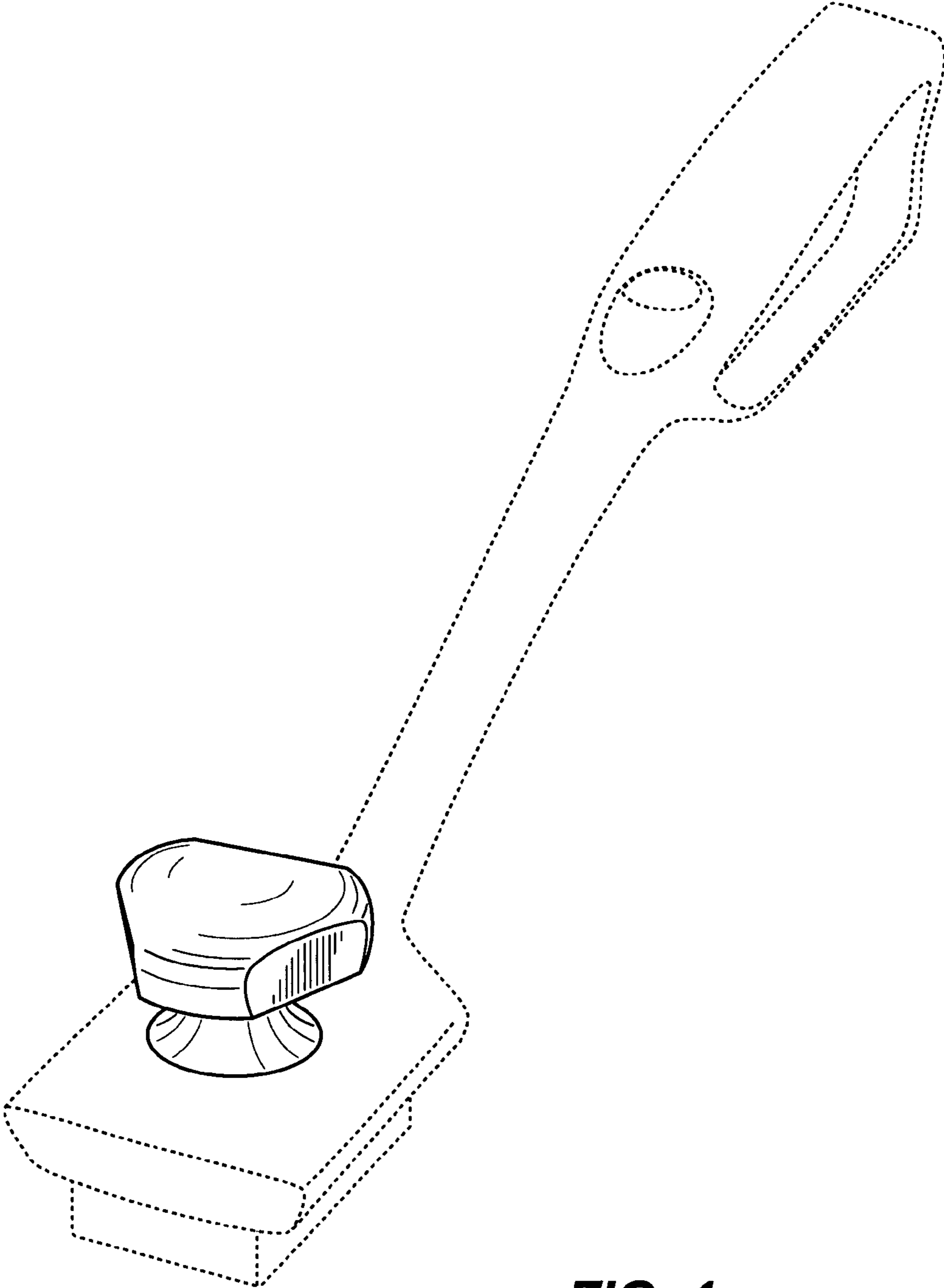
FIG. 5 is a top plan view thereof; and,

FIG. 6 is a bottom plan view thereof.

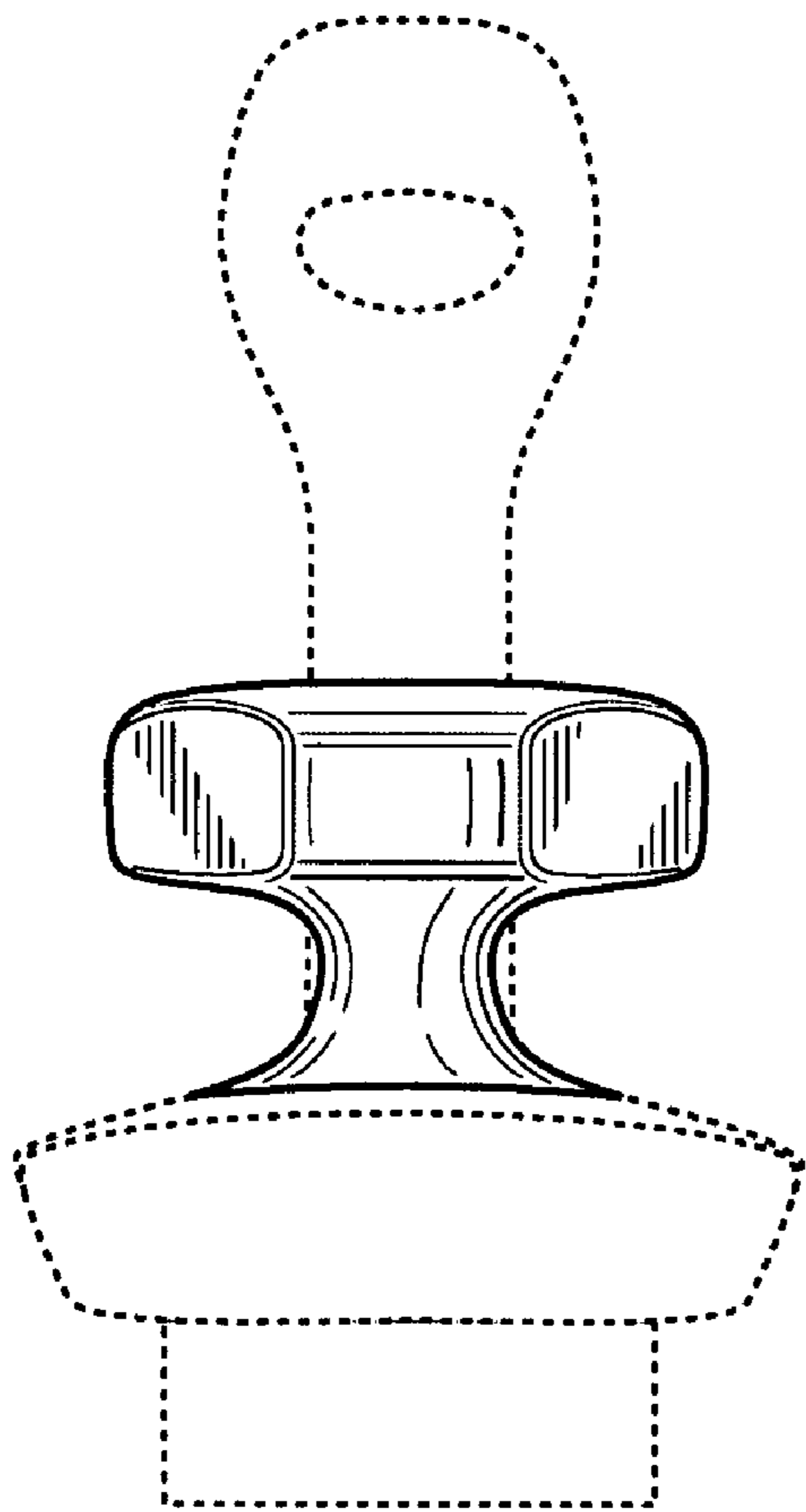
The broken lines in FIG. 6 represent the bounds of the claimed design while all other broken lines are directed to environment and are for illustrative purposes only; the broken lines form no part of the claimed design.

**1 Claim, 4 Drawing Sheets**

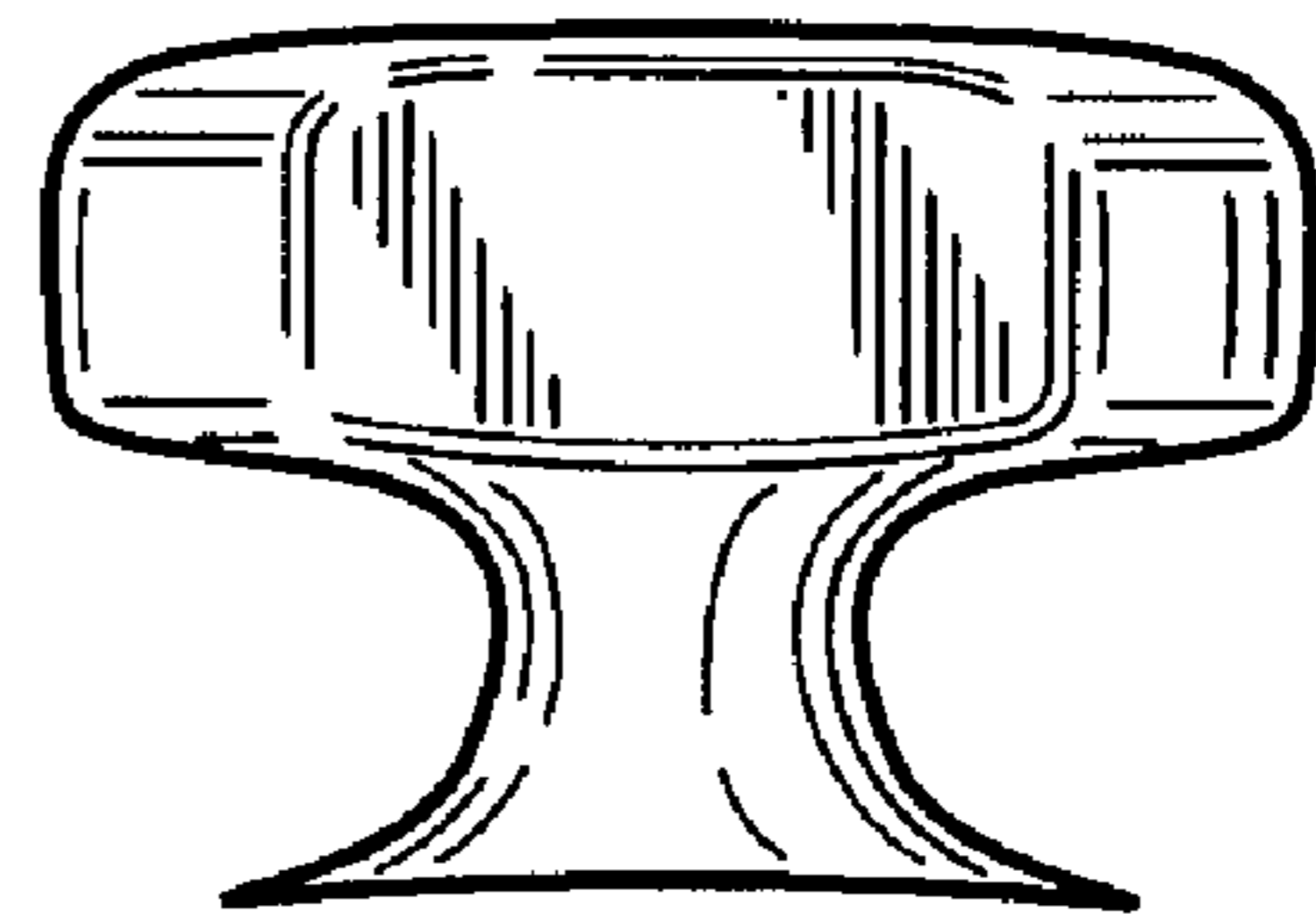




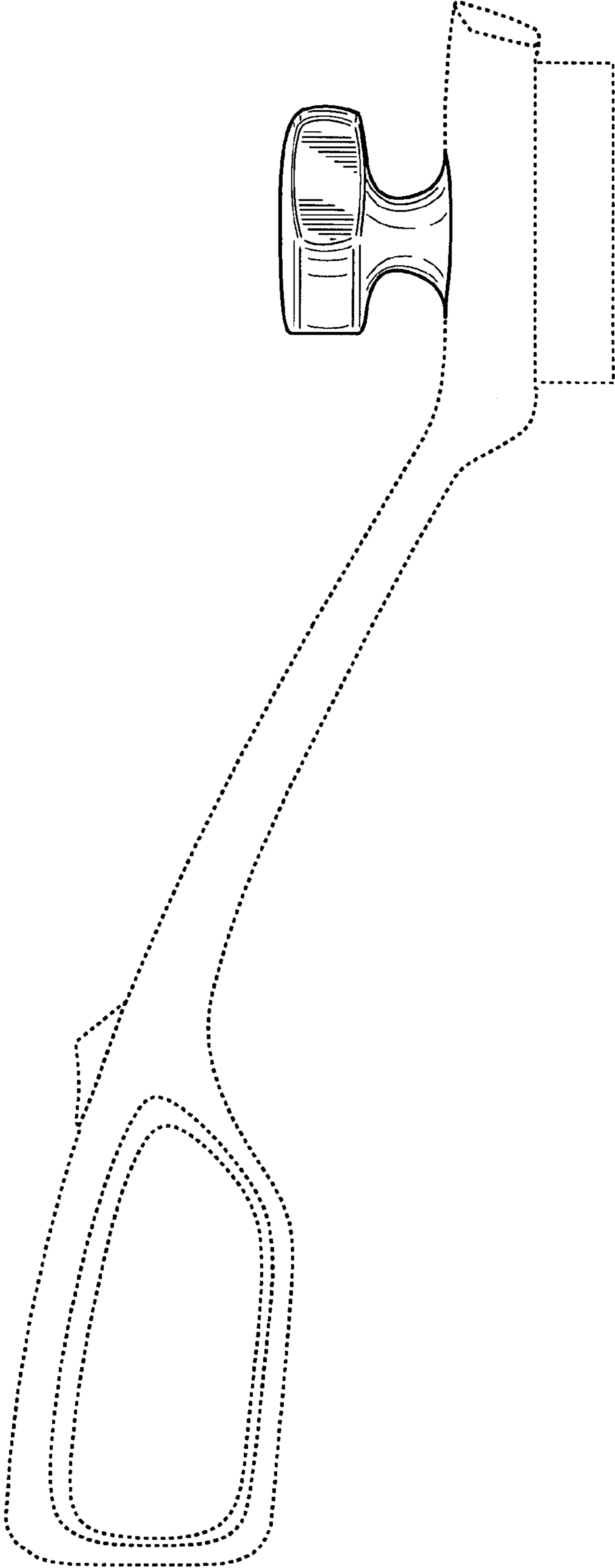
**FIG. 1**



**FIG. 2**

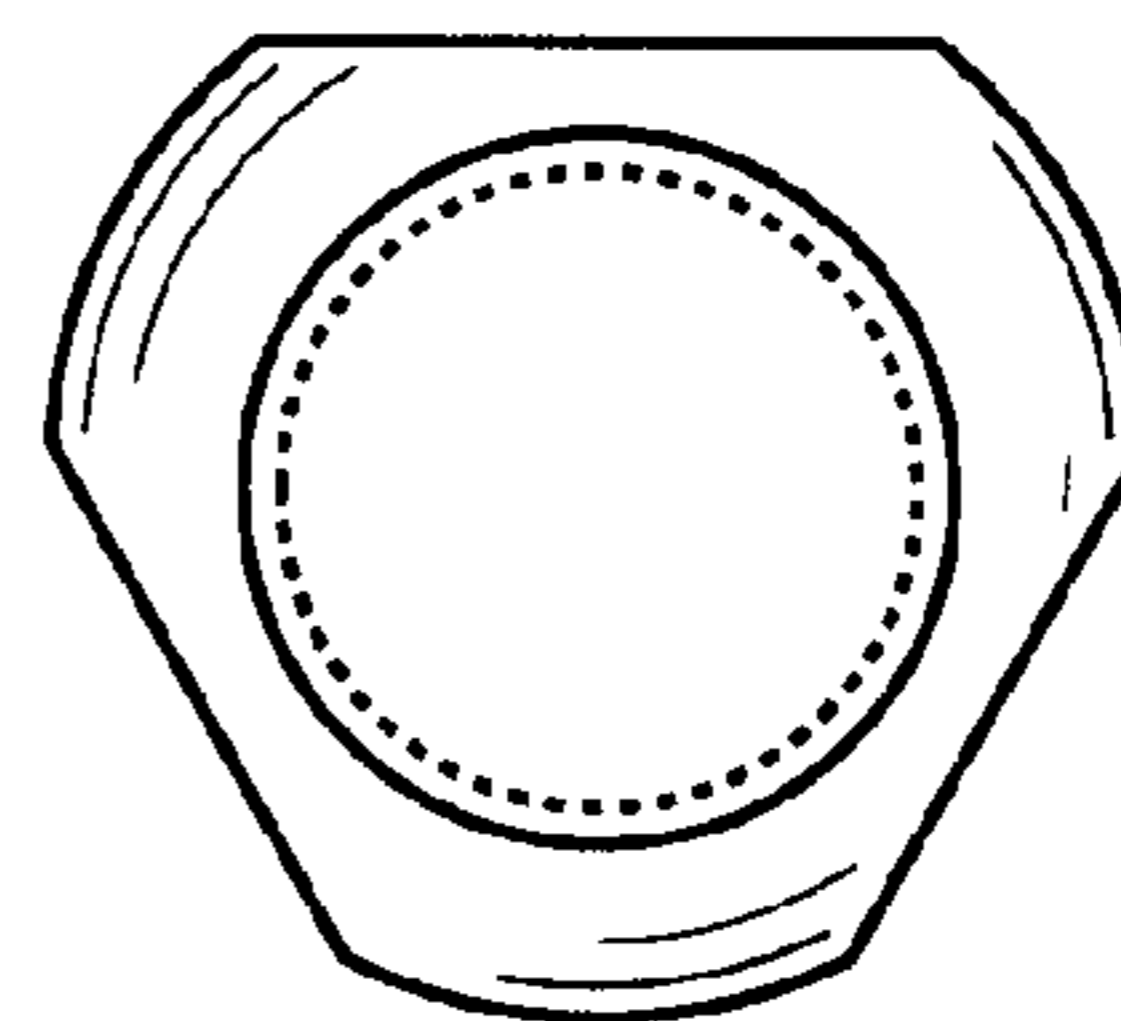
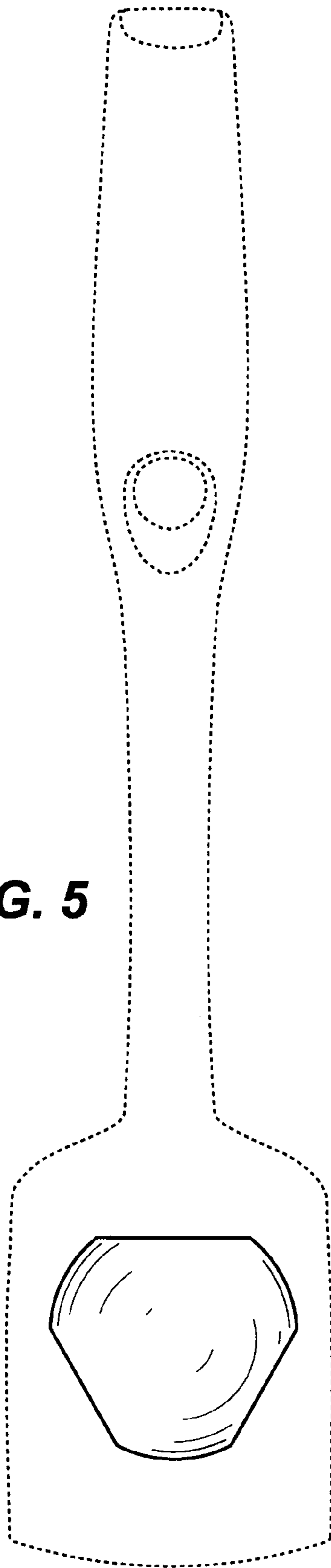


**FIG. 3**



**FIG. 4**

**FIG. 5**



**FIG. 6**