



US00D577493S

(12) **United States Design Patent**
Wong

(10) **Patent No.:** **US D577,493 S**

(45) **Date of Patent:** **** Sep. 30, 2008**

(54) **TOOTHBRUSH**

FOREIGN PATENT DOCUMENTS

(75) Inventor: **Peng Soon Wong**, Selangor (MY)

DE 29913656 U1 * 11/1999
JP 2001314232 A * 11/2001

(73) Assignee: **Sinorita Sendirian Berhad**, Selangor (MY)

* cited by examiner

(**) Term: **14 Years**

Primary Examiner—Cathron Brooks
Assistant Examiner—Lavone D Tabor

(21) Appl. No.: **29/287,297**

(74) *Attorney, Agent, or Firm*—Bacon & Thomas, PLLC.

(22) Filed: **Jul. 20, 2007**

(57) **CLAIM**

(51) **LOC (8) Cl.** **04-02**

The ornamental design for a toothbrush, as shown and described.

(52) **U.S. Cl.** **D4/108**

(58) **Field of Classification Search** D4/101,
D4/104-112, 132-134, 136, 138; D7/393,
D7/395, 401.2; D24/146, 147; 15/110, 167.1,
15/167.2, DIG. 5, DIG. 6, 143.1, 186-188;
16/430, 431; 606/161

See application file for complete search history.

DESCRIPTION

FIG. 1 is a front elevation view of my new design for a toothbrush, the broken lines are for illustrative purposes and form no part of the claimed design;

(56) **References Cited**

U.S. PATENT DOCUMENTS

D488,621 S *	4/2004	Wong	D4/104
D501,319 S *	2/2005	Wong	D4/104
D502,603 S *	3/2005	Seifert et al.	D4/104
D514,320 S *	2/2006	Hohlbein	D4/104
7,047,591 B2 *	5/2006	Hohlbein	15/143.1
7,089,621 B2 *	8/2006	Hohlbein	15/110
D533,351 S *	12/2006	Wong	D4/104
D535,823 S *	1/2007	Crossman	D4/108

FIG. 2 is rear elevation view thereof;

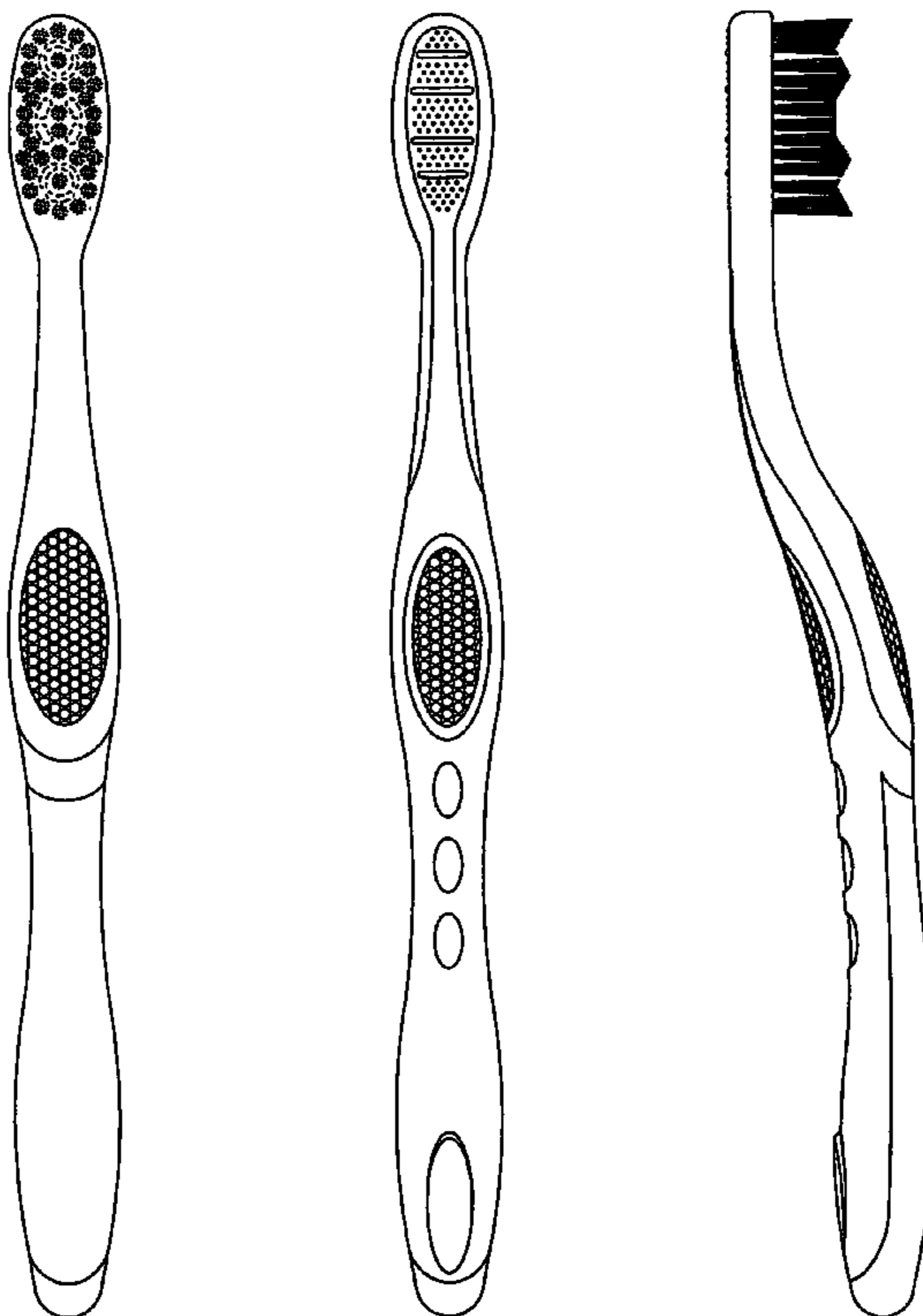
FIG. 3 is a left side elevation view thereof, the right side being a mirror image thereof;

FIG. 4 is a front elevation view of an alternate embodiment, with the shading designating tonal contrast and the broken lines being for illustrative purposes and forming no part of the claimed design;

FIG. 5 is a rear elevation view thereof; and,

FIG. 6 is a left side elevation view thereof, the right side being a mirror image thereof.

1 Claim, 2 Drawing Sheets



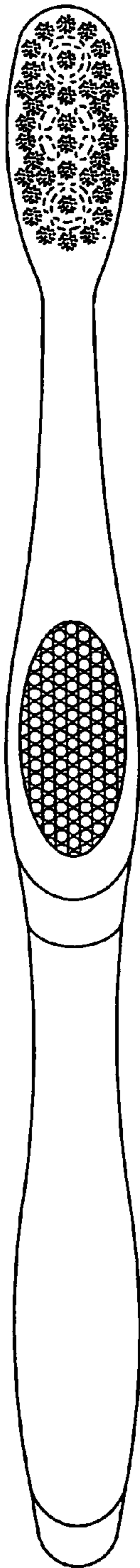


FIG. 1

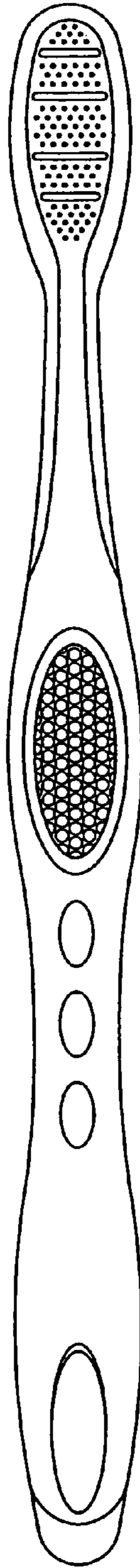


FIG. 2

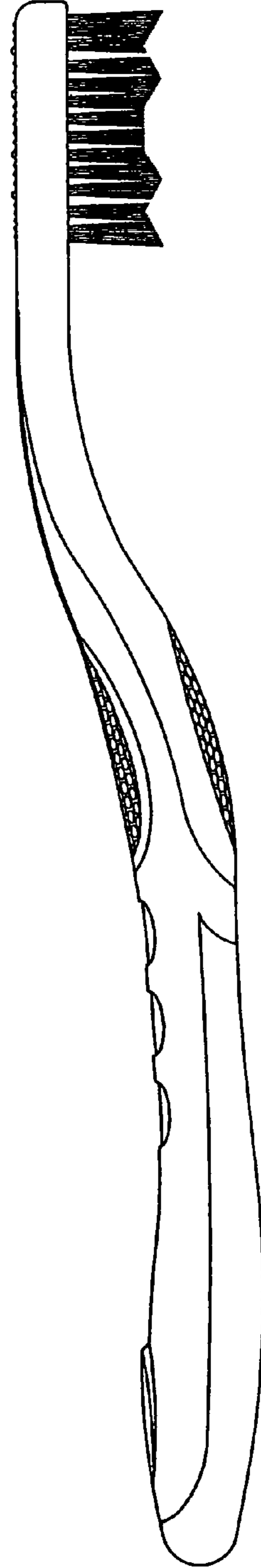


FIG. 3

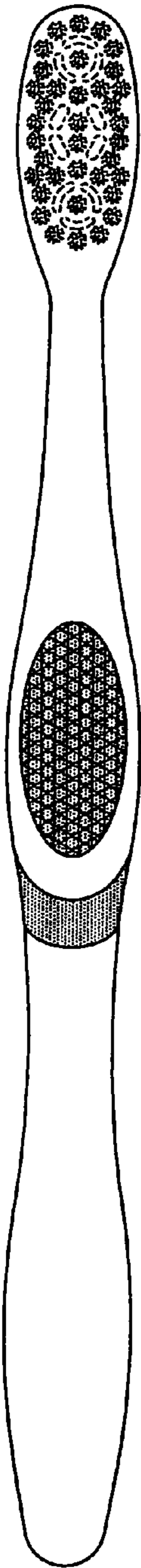


FIG. 4

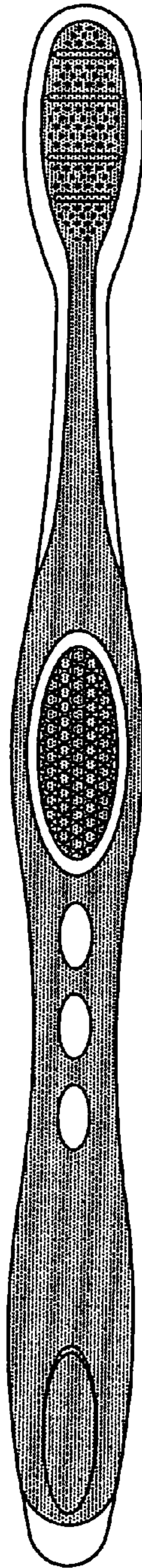


FIG. 5

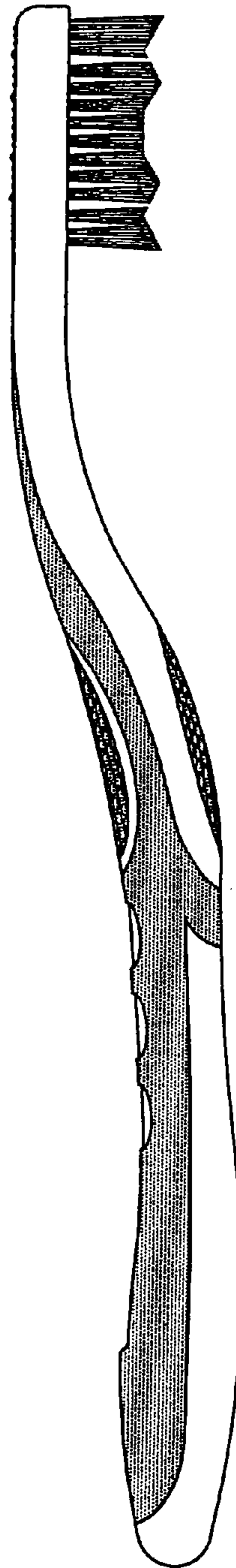


FIG. 6