



US00D577486S

(12) **United States Design Patent**  
**Kudarauskas**

(10) **Patent No.:** **US D577,486 S**

(45) **Date of Patent:** **\*\* Sep. 30, 2008**

(54) **COMBINED GOLF BALL AND TEE KEY CHAIN**  
**CHAIN**

*Primary Examiner*—R. Seifert

(74) *Attorney, Agent, or Firm*—Lambert & Associates; Gary E. Lambert; Craig Dorais

(76) **Inventor:** **Paul Kudarauskas**, 11 Johnston Way,  
Stow, MA (US) 01775

(57) **CLAIM**

(\*\*) **Term:** **14 Years**

The ornamental design for a combined golf ball and tee key chain, as shown and described.

(21) **Appl. No.:** **29/305,245**

(22) **Filed:** **Mar. 28, 2008**

**DESCRIPTION**

(51) **LOC (8) Cl.** ..... **03-01**

(52) **U.S. Cl.** ..... **D3/211**

(58) **Field of Classification Search** ..... D3/207–212;  
D11/31–33, 44, 48–51, 66; 70/456 R, 456 B,  
70/457–460; 24/3.6; D13/168; 362/116;  
D8/348

FIG. 1 is a down-up isometric perspective view of the combined golf ball and tee key chain, displaying the tee-mount below the golf ball and two interlocking rings attached below said tee-mount.

FIG. 2 is a side perspective view displaying the combined golf ball and tee key chain, displaying the tee-mount below the golf ball and two additional interlocking rings attached below said tee-mount.

See application file for complete search history.

FIG. 3 is a side perspective view displaying the combined golf ball and tee key chain, displaying the tee-mount below the golf ball and two additional interlocking rings resting below said tee-mount.

(56) **References Cited**

**U.S. PATENT DOCUMENTS**

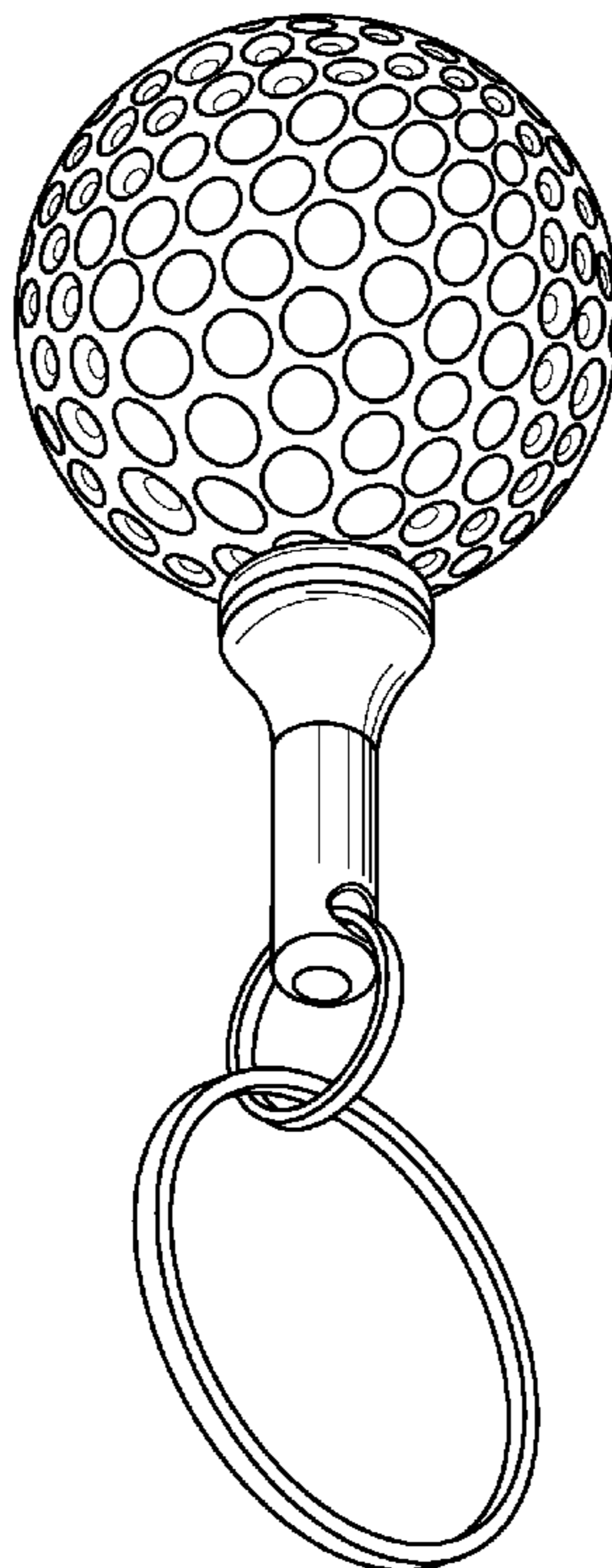
1,633,686	A *	6/1927	Stone	.....	473/401
D104,548	S *	5/1937	Benker	.....	D3/211
D288,258	S *	2/1987	Oden	.....	D99/30
D319,170	S *	8/1991	Franke	.....	D8/38
D346,343	S *	4/1994	Haugh	.....	D11/44
D367,907	S *	3/1996	Sandstrom et al.	.....	D21/794
D384,587	S *	10/1997	Ohren	.....	D10/6
D392,328	S *	3/1998	Johansson	.....	D20/29
D398,714	S *	9/1998	Delfini	.....	D27/195
D409,889	S *	5/1999	Kim	.....	D8/42
D430,380	S *	8/2000	Diamond	.....	D99/30

FIG. 4 is top down view displaying the combined golf ball and tee key chain, displaying the top of the golf ball in such a view where the tee-mount and rings are obscured by said golf ball; and,

FIG. 5 is bottom-up view displaying the combined golf ball and tee key chain, displaying the bottom-most ring at a substantially 90° angle from the ring above it. Further illustrated in this view are three bottom sections of the tee-mount and the bottom half of the golf ball.

\* cited by examiner

**1 Claim, 3 Drawing Sheets**



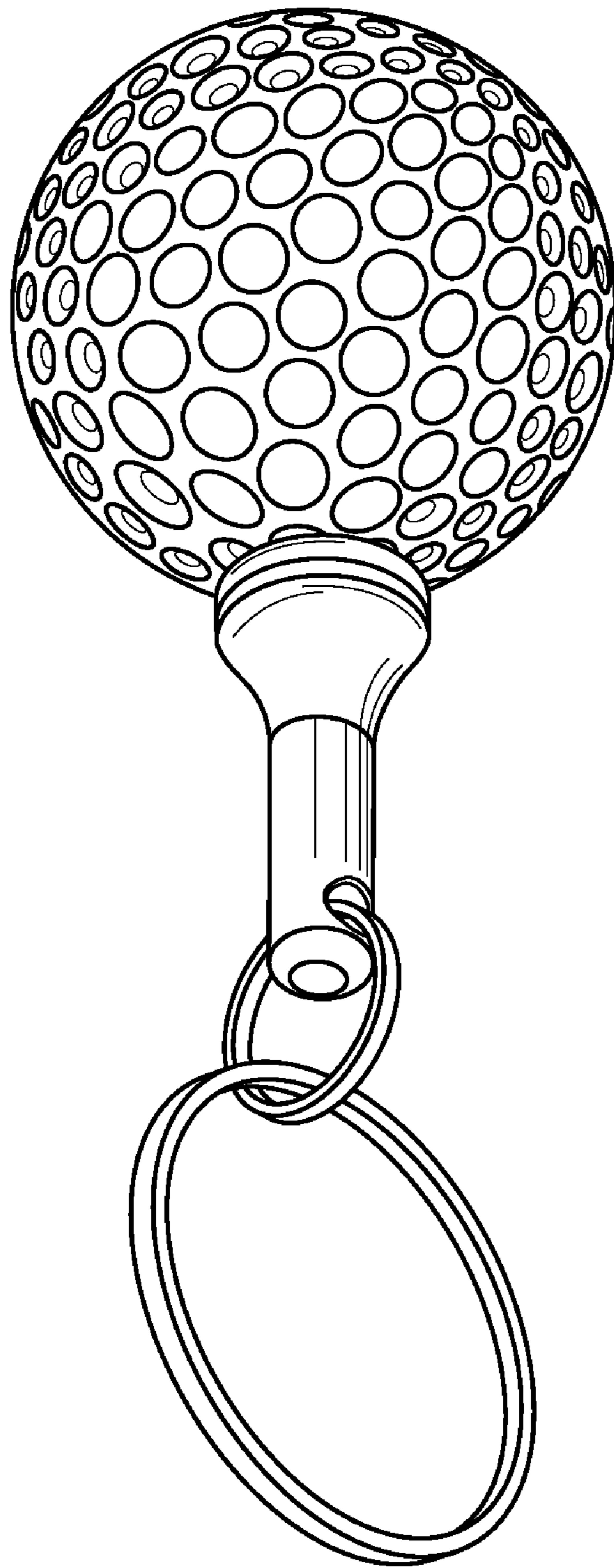


FIG. 1

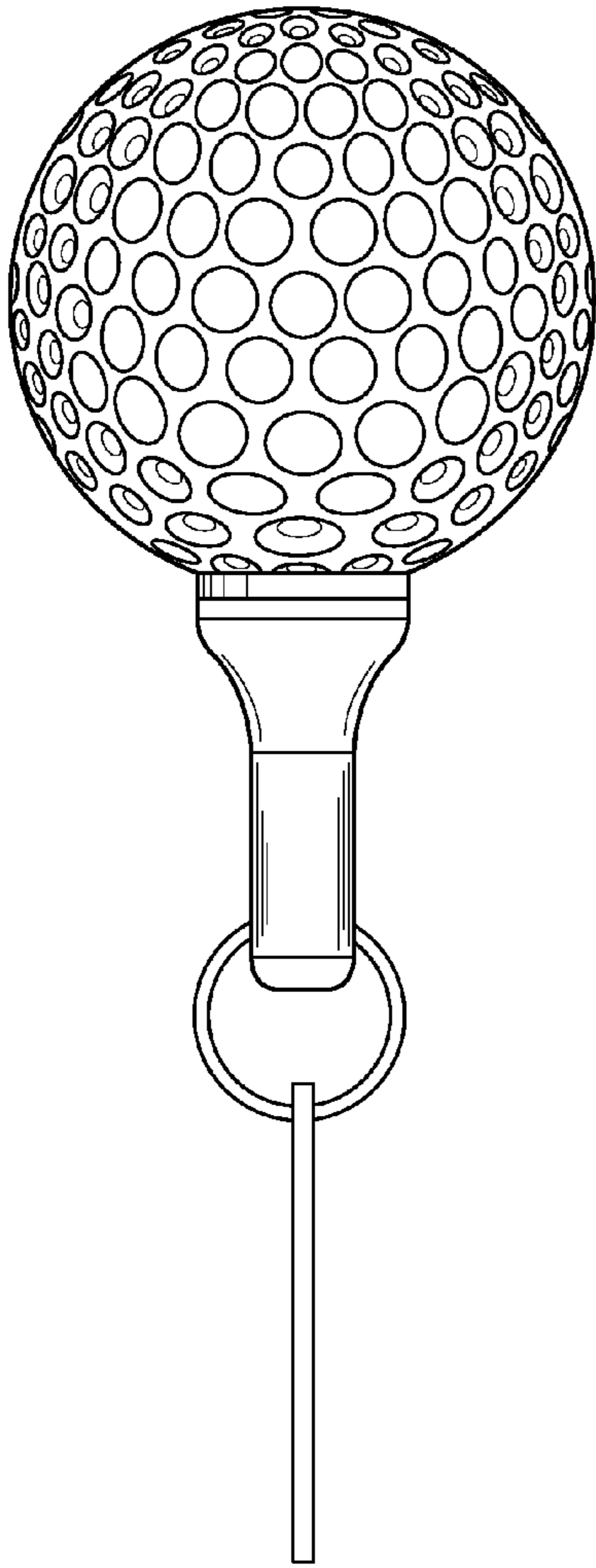


FIG. 2

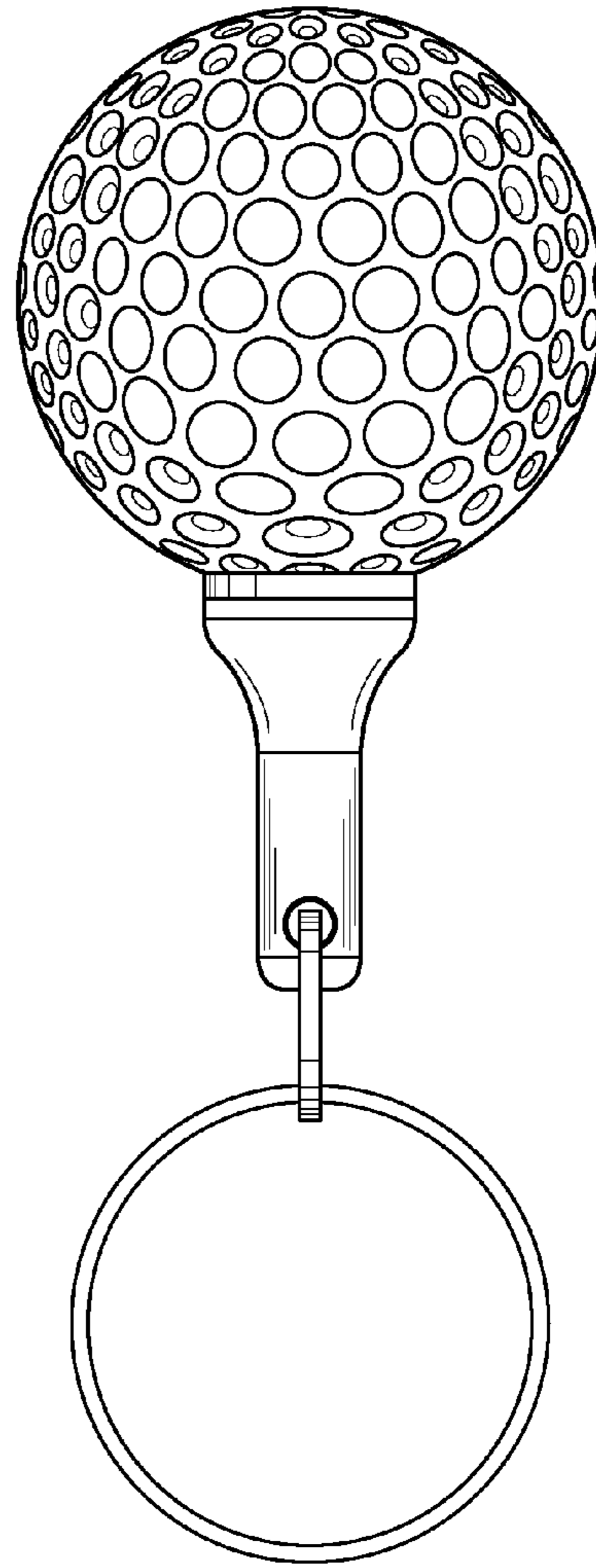


FIG. 3




FIG. 4




FIG. 5