



US00D577485S

(12) **United States Design Patent**
Mohs

(10) **Patent No.:** **US D577,485 S**

(45) **Date of Patent:** **** Sep. 30, 2008**

(54) **ENHANCED KEY FAB**

D508,863 S * 8/2005 Wallenberg D10/106

(76) **Inventor:** **Chris Mohs**, 3616 Colby Ave., Everett,
WA (US) 98201

* cited by examiner

Primary Examiner—R. Seifert

(74) *Attorney, Agent, or Firm*—Randy W. Tung

(**) **Term:** **14 Years**

(21) **Appl. No.:** **29/279,779**

(57) **CLAIM**

(22) **Filed:** **May 8, 2007**

I claim, the ornamental design for the enhanced key fab, as shown and described.

(51) **LOC (8) Cl.** **03-01**

(52) **U.S. Cl.** **D3/207**

(58) **Field of Classification Search** D3/207–212;
D11/31–33, 44, 48–51, 66; 70/456 R, 456 B,
70/457–460; 24/3.6; D13/168; 362/116;
D8/348; D10/106

See application file for complete search history.

DESCRIPTION

FIG. 1 is a front elevational view of the enhanced key fab showing my new design;

FIG. 2 is a rear elevational view of the enhanced key fab thereof;

FIG. 3 is a left-side elevational view of the enhanced key fab thereof;

FIG. 4 is a top plan view of the enhanced key fab thereof; and,

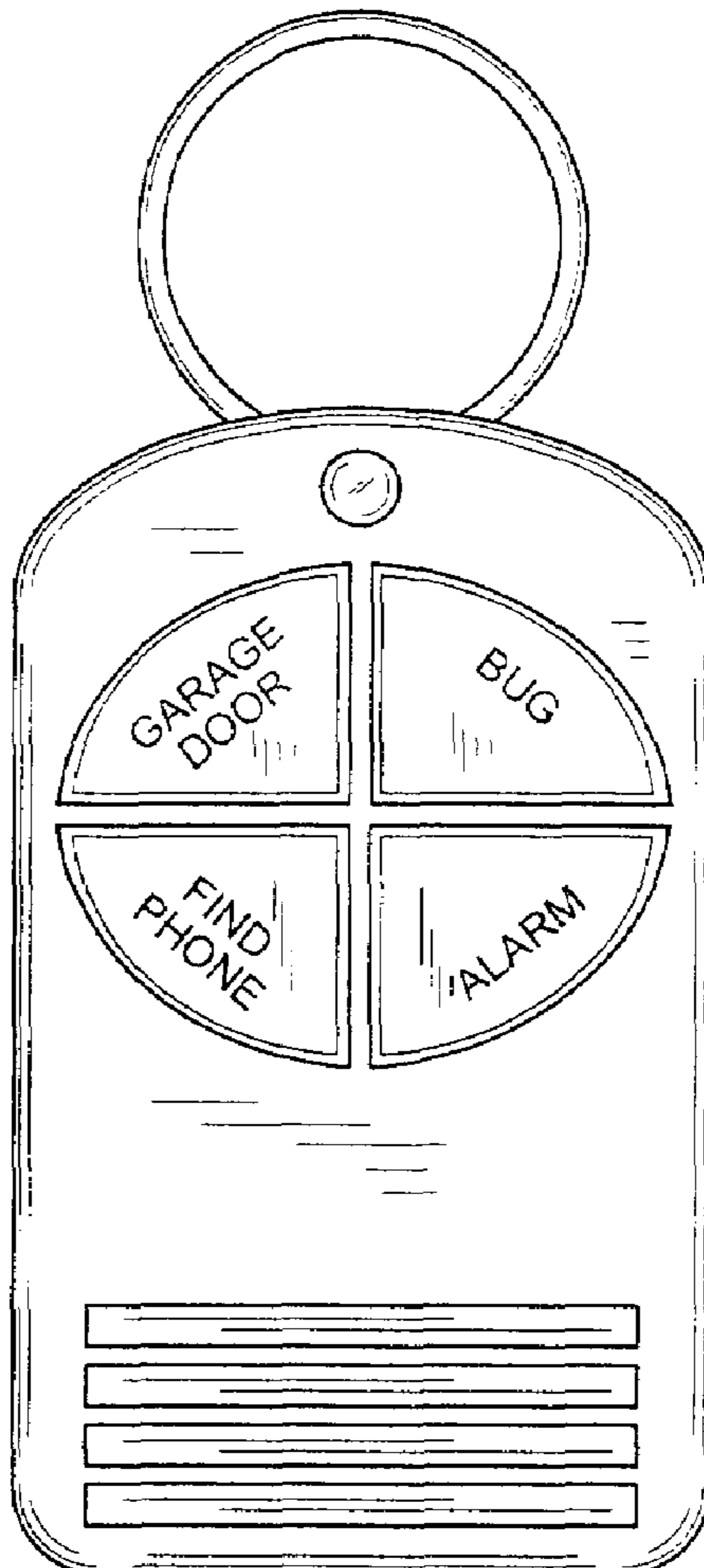
FIG. 5 is a bottom plan view of the enhanced key fab thereof.

(56) **References Cited**

U.S. PATENT DOCUMENTS

- D441,185 S * 5/2001 Shimizu et al. D3/207
- D495,483 S * 9/2004 Vickers et al. D3/208
- D496,913 S * 10/2004 To D13/168

1 Claim, 1 Drawing Sheet



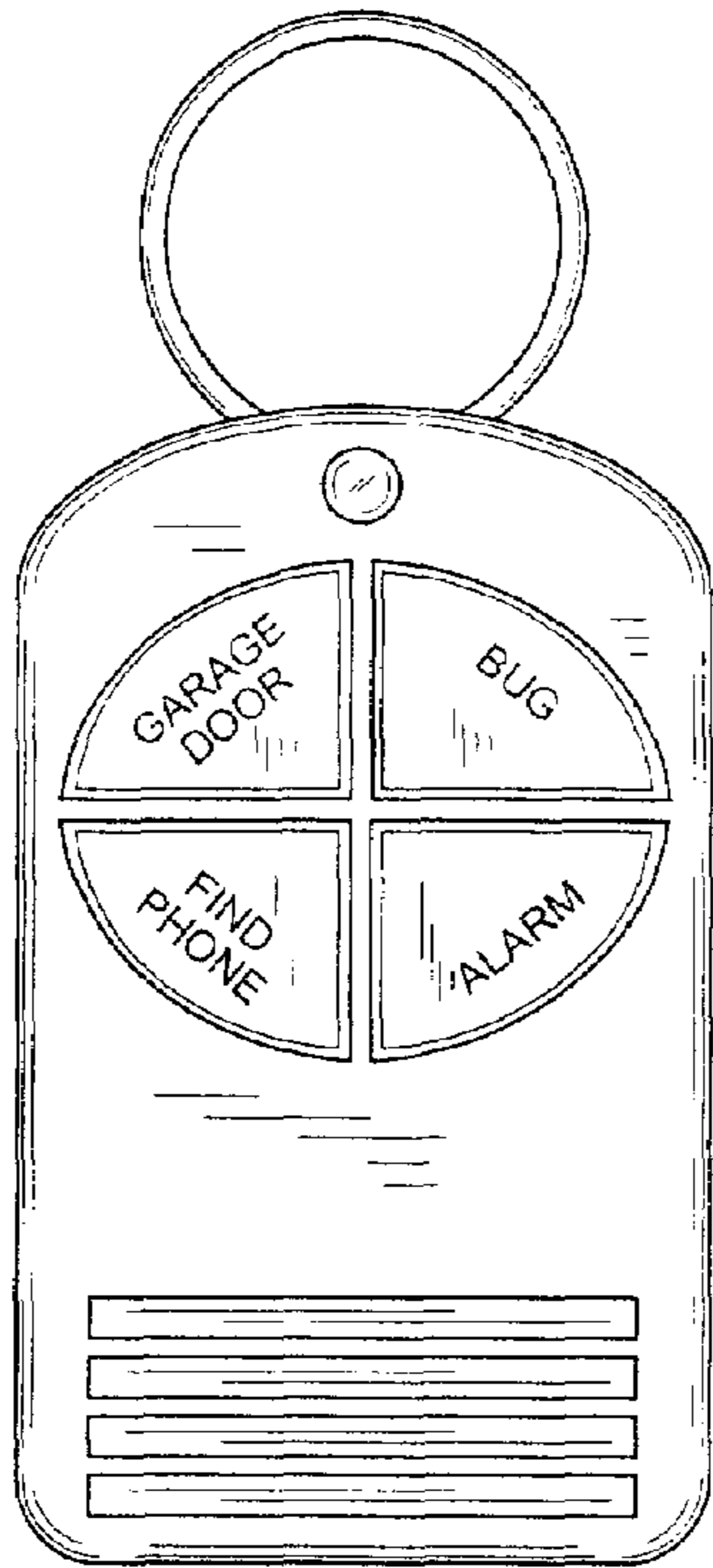


FIG. 1

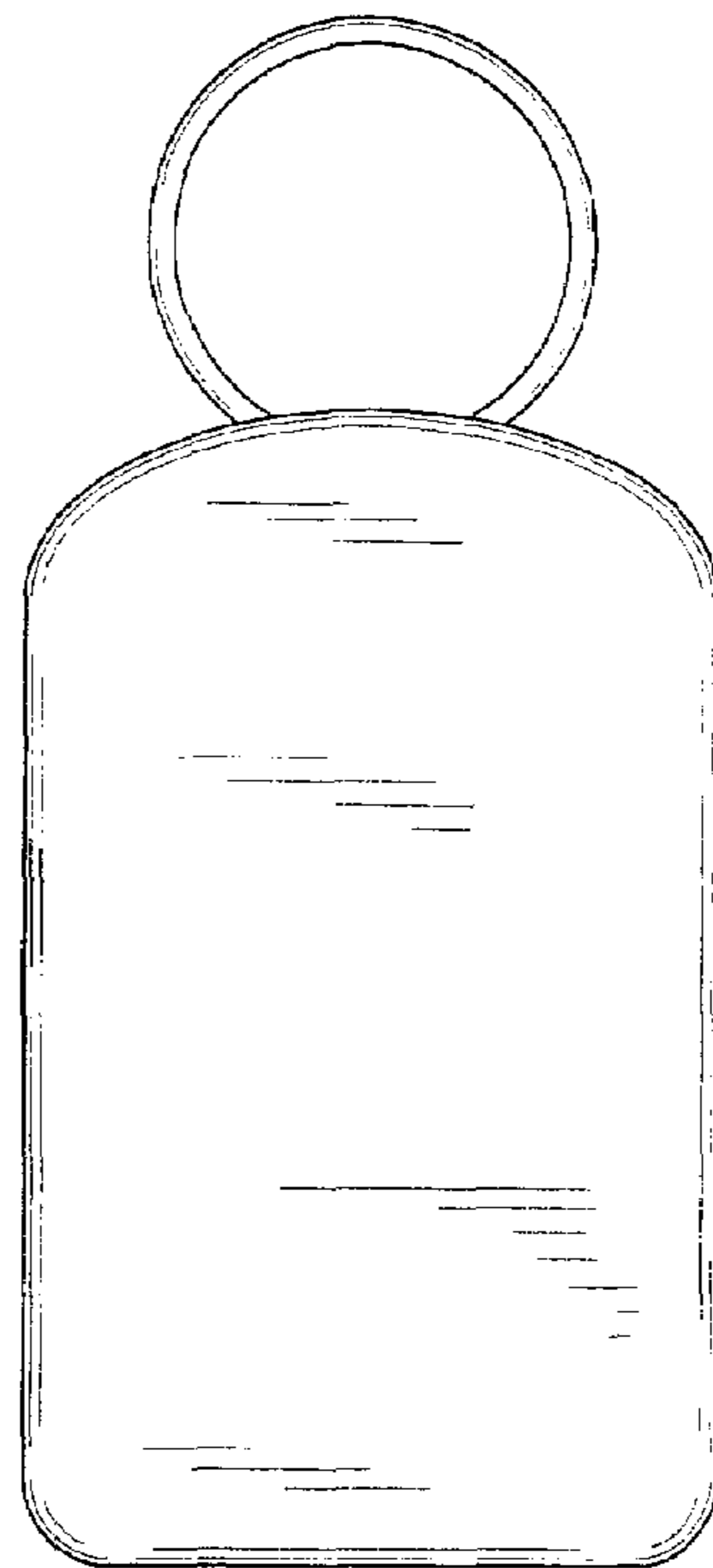


FIG. 2




FIG. 3

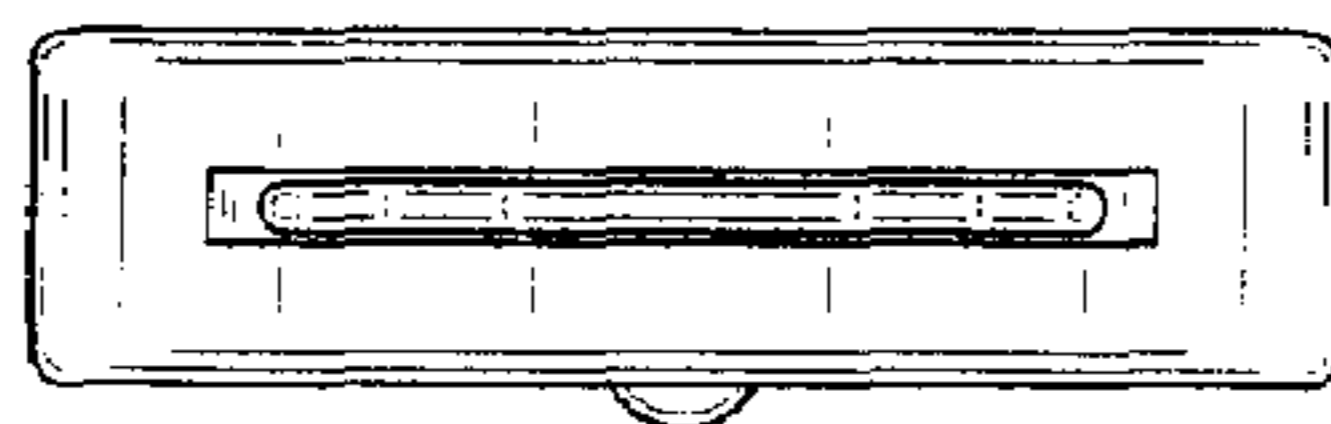


FIG. 4

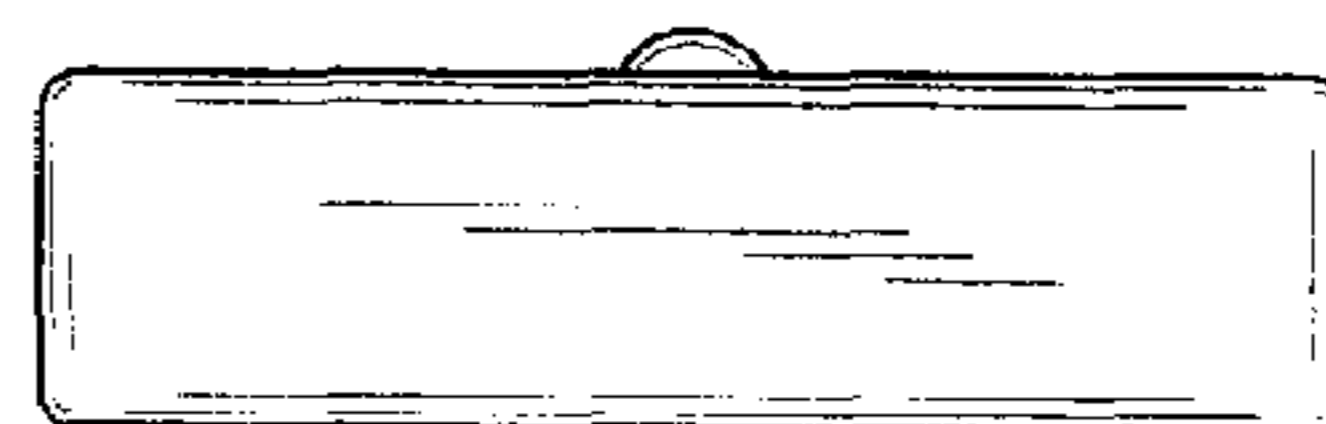


FIG. 5