



US00D577476S

(12) **United States Design Patent**
Hyde

(10) **Patent No.:** **US D577,476 S**
(45) **Date of Patent:** **** Sep. 30, 2008**

- (54) **DECORATIVE STRAP COVERING FOR A BRA**
- (76) Inventor: **Sandra Hyde**, 145 Fairmount Rd.,
Tewksbury, NJ (US) 07830
- (**) Term: **14 Years**
- (21) Appl. No.: **29/297,524**
- (22) Filed: **Nov. 13, 2007**
- (51) **LOC (8) Cl.** **02-01**
- (52) **U.S. Cl.** **D2/706; D2/639**
- (58) **Field of Classification Search** D2/706,
D2/639, 999, 708, 711, 731, 736; 2/336,
2/338, 240, 67, 73, 113, 118, 913; 450/50,
450/65, 70

See application file for complete search history.

(56) **References Cited**

U.S. PATENT DOCUMENTS

4,575,874	A	3/1986	Johnson	
D298,386	S	11/1988	Hirahara	
4,795,399	A	1/1989	Davis	
4,795,400	A	1/1989	Greenberg	
4,879,768	A	11/1989	McClees et al.	
5,201,078	A	4/1993	Melton	
5,558,556	A	9/1996	Froehlich	
5,626,507	A	5/1997	Gillen	
6,086,451	A	7/2000	Fernandes	
6,179,687	B1 *	1/2001	Lee et al.	450/88
6,279,171	B1	8/2001	Brancato	
6,283,821	B1	9/2001	Wang	
D465,899	S	11/2002	Marco et al.	
6,517,409	B2	2/2003	Flaherty	
6,634,923	B2	10/2003	Waitz	
6,656,013	B1	12/2003	Wang	
6,715,186	B1	4/2004	Huang	
D489,163	S	5/2004	Tucker	
6,910,227	B2 *	6/2005	Lee	2/268
D516,755	S *	3/2006	Catalano	D30/152
D517,946	S *	3/2006	Berke et al.	D11/200
D518,412	S *	4/2006	Berke et al.	D11/200
D518,413	S *	4/2006	Berke et al.	D11/200

- D519,261 S 4/2006 Reis
- 7,086,926 B2 8/2006 Falla
- D545,528 S 7/2007 Washington
- 2003/0186619 A 10/1992 Falla
- 2005/0098258 A1 5/2005 Balcha
- 2007/0006614 A1 1/2007 Martz
- 2007/0105482 A1 5/2007 Styles-Gaviria et al.

* cited by examiner

Primary Examiner—Ian Simmons

Assistant Examiner—Anna J Burmeister

(74) *Attorney, Agent, or Firm*—Baker & Rannells, PA

(57) **CLAIM**

The ornamental design for a decorative strap covering for a bra, as shown and described.

DESCRIPTION

FIG. 1 is a front elevational view of a decorative strap covering for a bra, showing my new design, shown in use;

FIG. 2 is an exploded perspective view thereof;

FIG. 3 is top plan view thereof, shown in a closed condition;

FIG. 4 is a top plan view, shown in an opened condition;

FIG. 5 is a bottom plan view thereof, shown in a closed condition;

FIG. 6 is a bottom plan view, shown in an opened condition;

FIG. 7 is a bottom plan view, shown in a half opened condition;

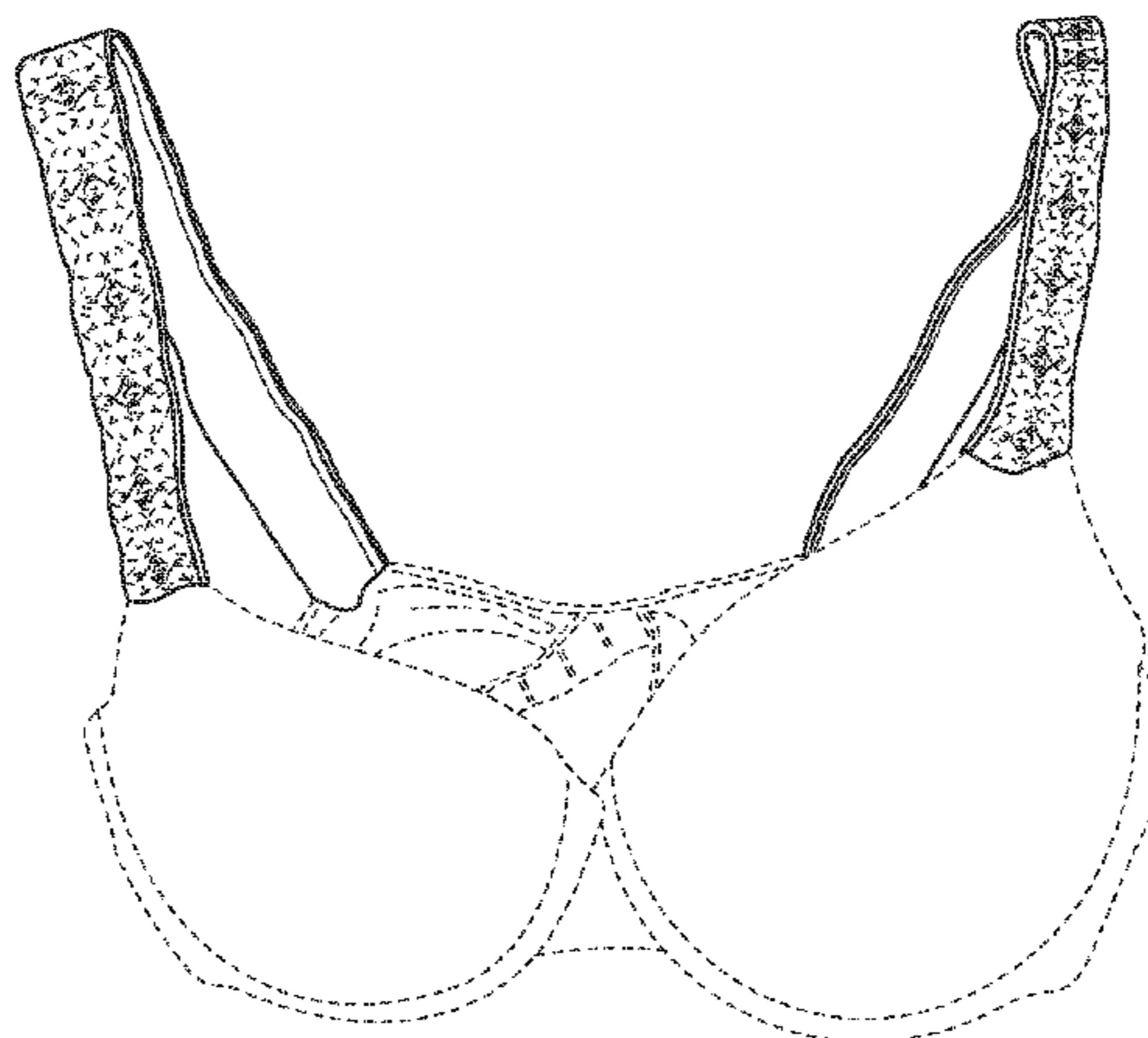
FIG. 8 is a left side elevational view thereof, whereas the right side elevational view is a mirror image; and,

FIG. 9 is a front elevational view thereof, whereas the rear elevational view is a mirror image.

The broken lines shown in the drawings depicting the bra are for illustrative purposes only and form no part of the claimed design.

The lighter weight dashed lines featured on the article represent a stitching line.

1 Claim, 6 Drawing Sheets



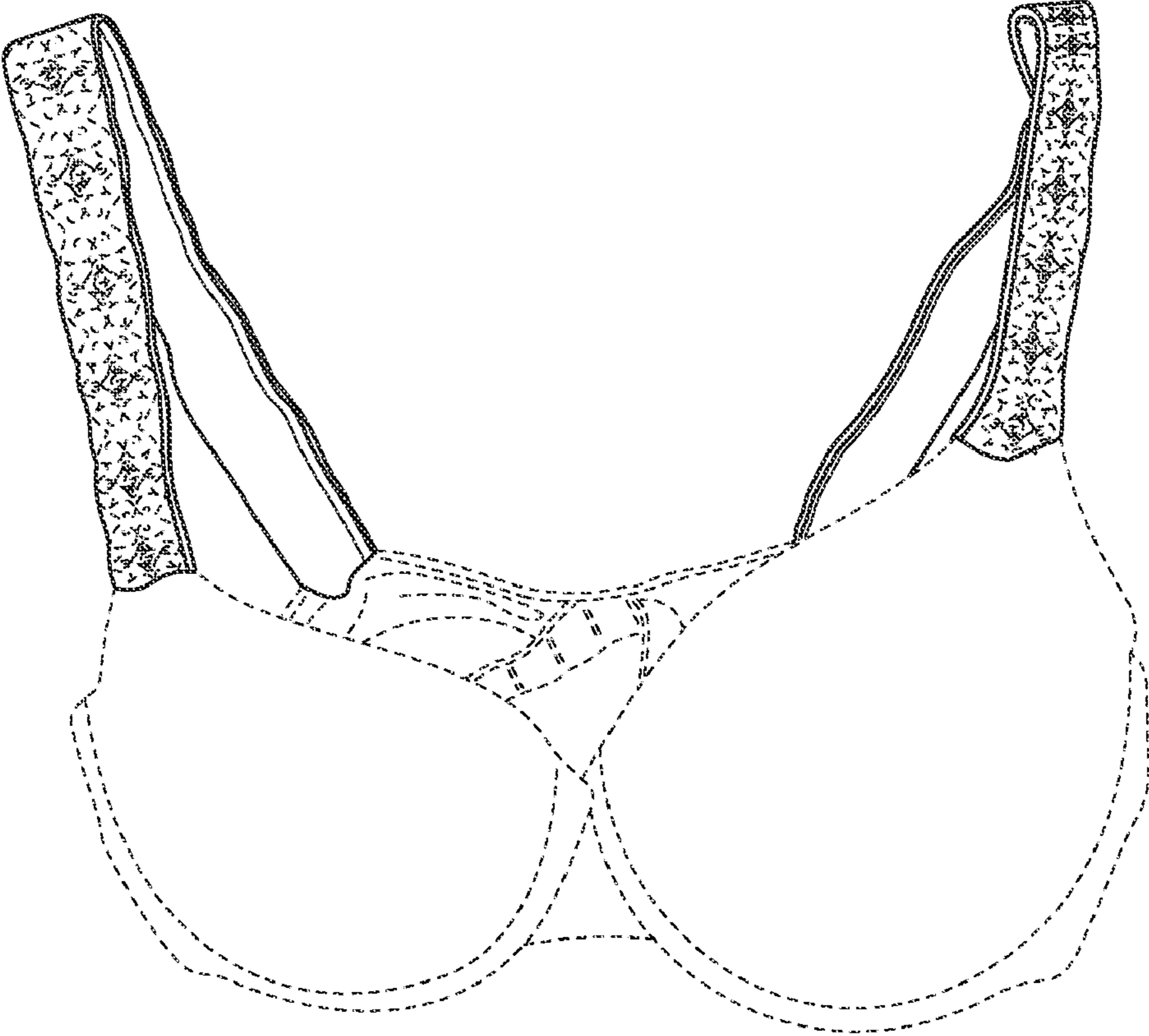


FIG. 1

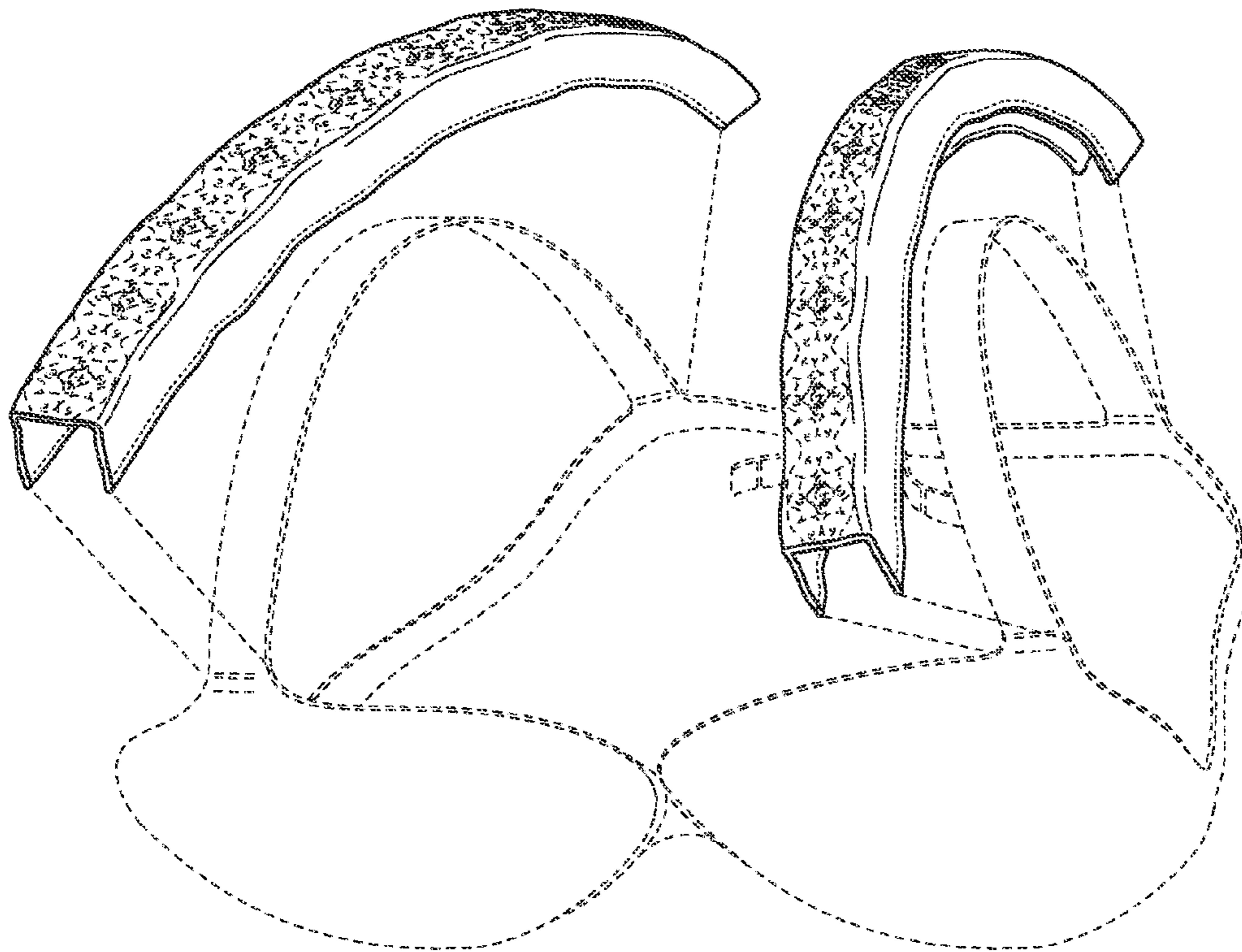


FIG. 2




FIG. 3

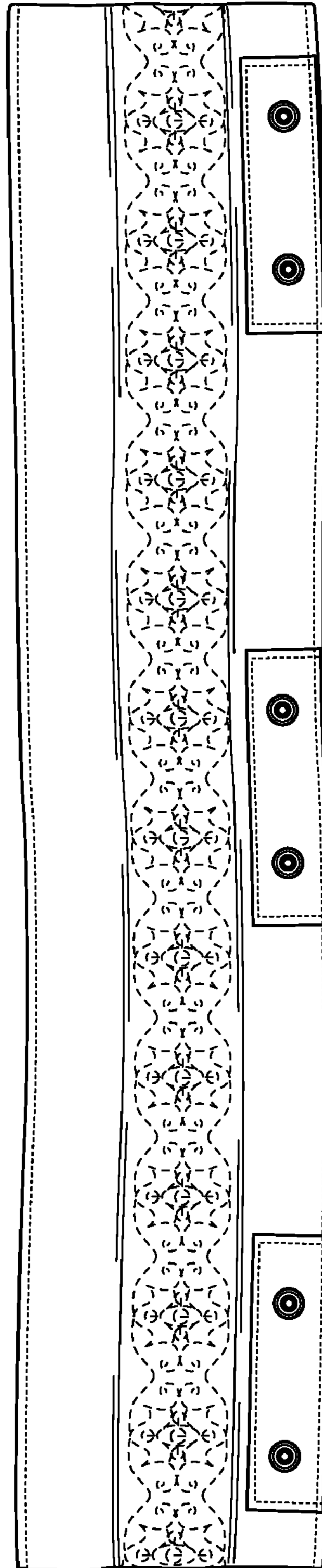


FIG. 4

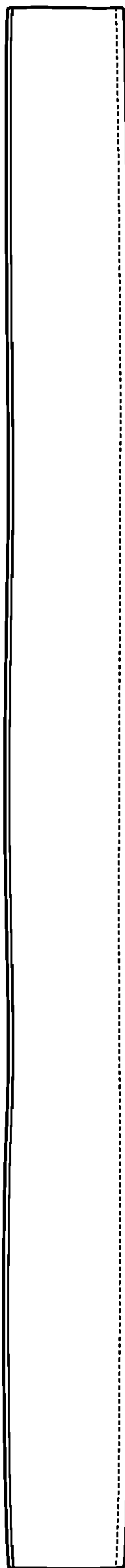


FIG. 5

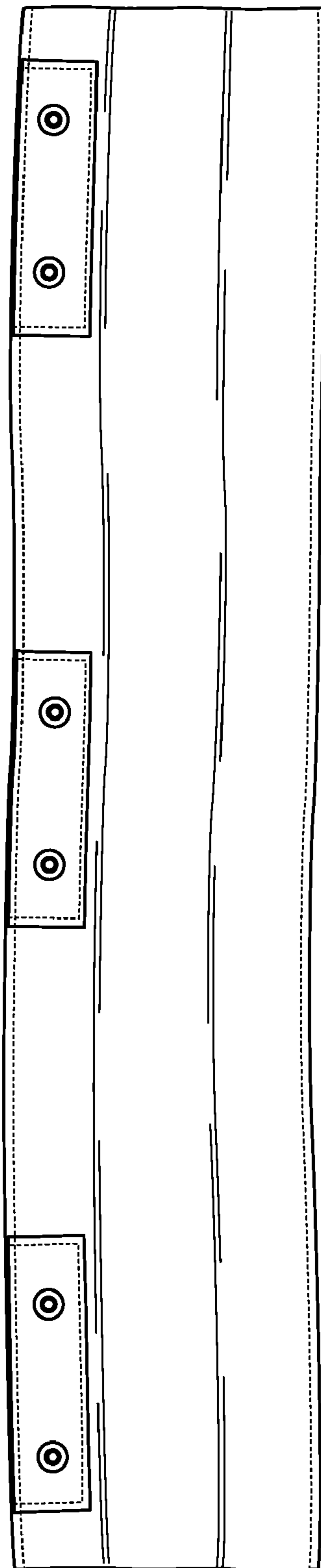


FIG. 6

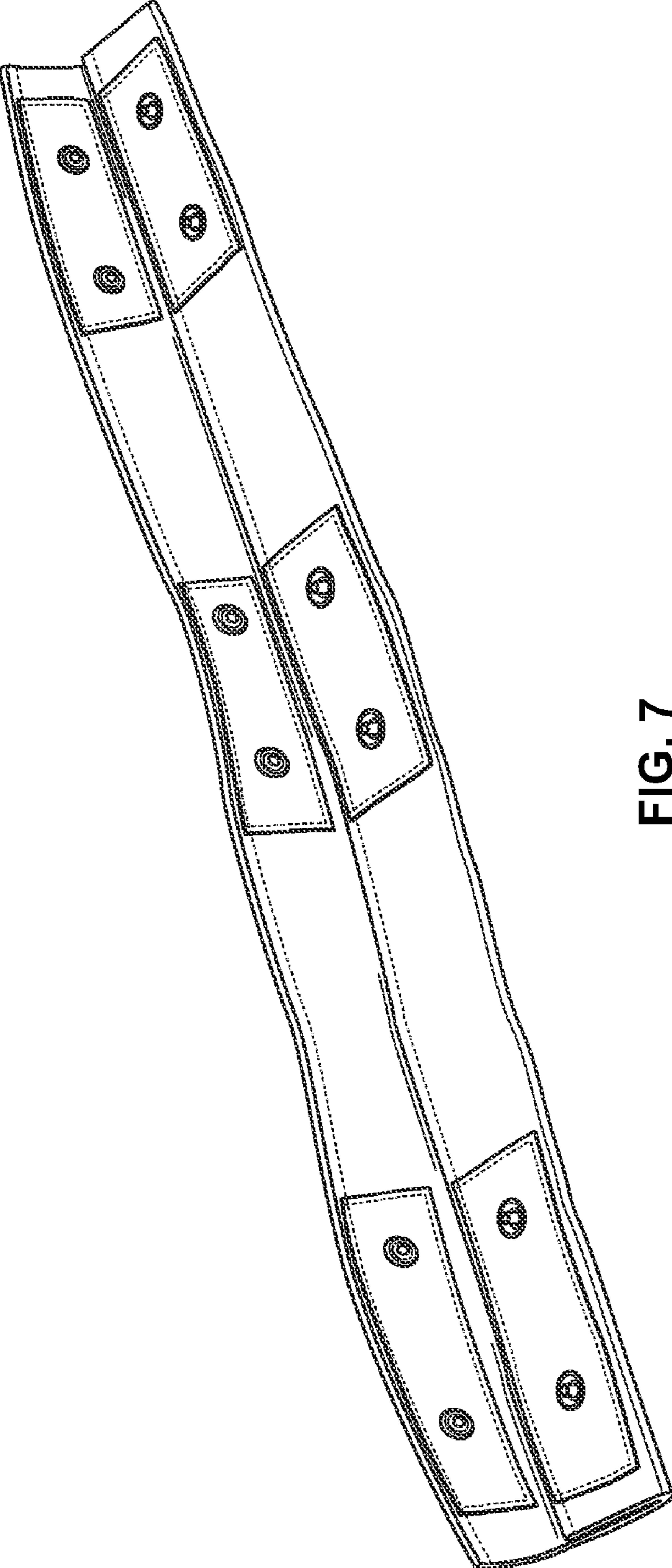


FIG. 7



FIG. 8




FIG. 9