



US00D577471S

(12) **United States Design Patent**
Park et al.

(10) **Patent No.:** **US D577,471 S**

(45) **Date of Patent:** **** Sep. 23, 2008**

(54) **CONTROL PANEL FOR DRUM WASHING MACHINE**

(75) Inventors: **Sang Ho Park**, Kyungki-do (KR); **Se Hun Oh**, Kyungki-do (KR)

(73) Assignee: **Samsung Electronics Co., Ltd.**, Suwon (KR)

(**) Term: **14 Years**

(21) Appl. No.: **29/294,762**

(22) Filed: **Jan. 24, 2008**

(51) **LOC (8) Cl.** **15-05**

(52) **U.S. Cl.** **D32/28**

(58) **Field of Classification Search** D32/1, D32/5-6, 8, 25, 28; 68/3 R, 5 R, 12.01; 34/87-88, 34/523-524, 108, 595, 603; 312/31
See application file for complete search history.

(56) **References Cited**

U.S. PATENT DOCUMENTS

D496,709 S *	9/2004	Suh et al.	D32/6
D517,257 S *	3/2006	Kim et al.	D32/6
D517,756 S *	3/2006	Ha et al.	D32/6
D520,686 S *	5/2006	Jeon et al.	D32/6
D549,896 S *	8/2007	Suh	D32/6
D549,897 S *	8/2007	Suh	D32/6
D549,902 S *	8/2007	Suh	D32/8
D551,401 S *	9/2007	Jeon et al.	D32/6

D552,807 S * 10/2007 Jeon et al. D32/6

* cited by examiner

Primary Examiner—Louis S Zarfaz

Assistant Examiner—Kathleen M Sims

(74) *Attorney, Agent, or Firm*—Ladas and Parry LLP

(57) **CLAIM**

We claim the ornamental design for a control panel for drum washing machine, as shown and described.

DESCRIPTION

FIG. 1 is a front, right, top perspective view of a control panel for drum washing machine showing our new design;

FIG. 2 is a front elevational view thereof;

FIG. 3 is a rear elevational view thereof;

FIG. 4 is a left side elevational view thereof;

FIG. 5 is a right side elevational view thereof;

FIG. 6 is a top plan view thereof;

FIG. 7 is a bottom plan view thereof; and,

FIG. 8 is a front, right, top perspective view thereof shown as part of a drum washing machine.

The broken line showing of an appliance in FIG. 8 is included for the purpose of illustrating environment of the control panel for drum washing machine and forms no part of the claimed design.

1 Claim, 4 Drawing Sheets

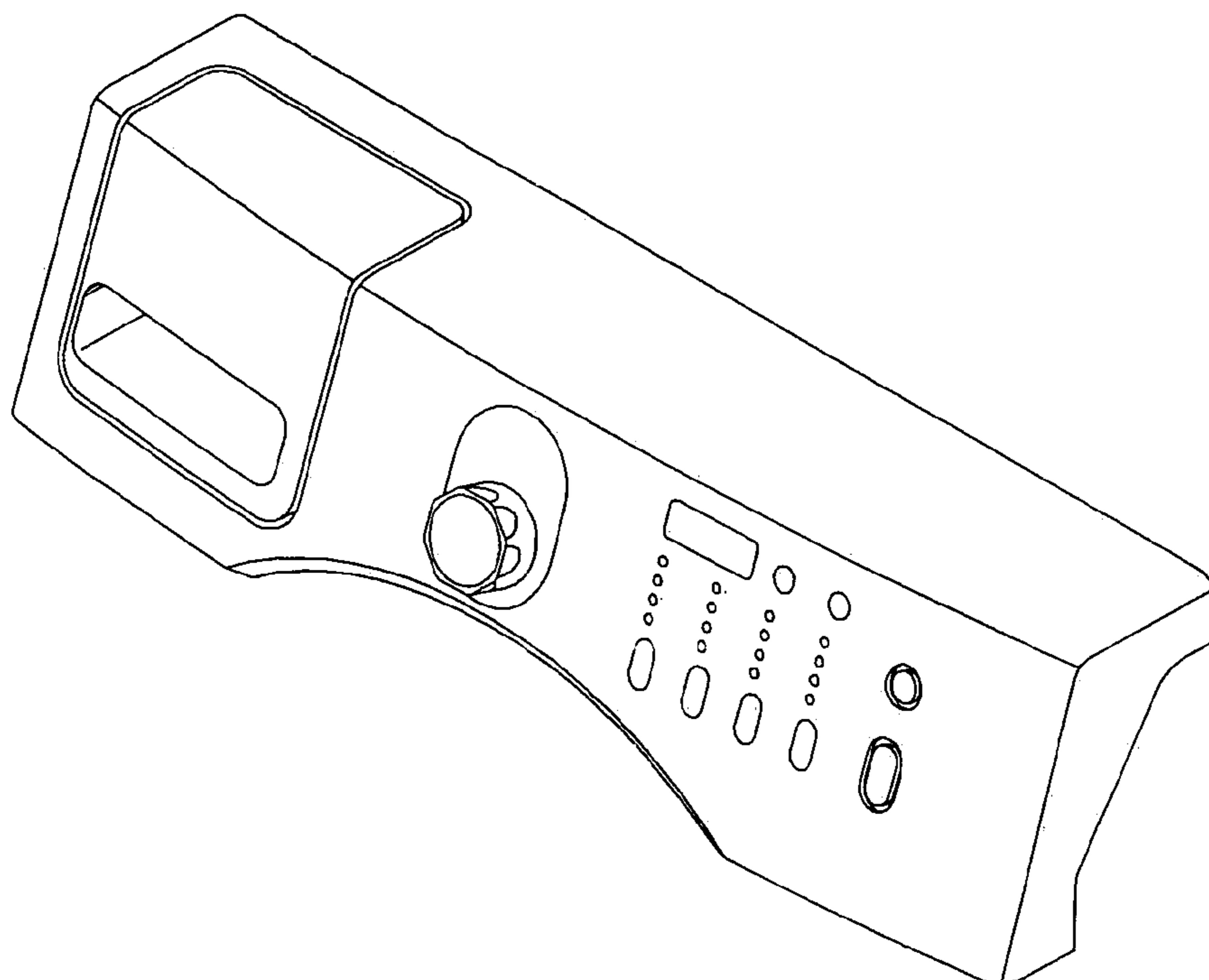


FIG. 1

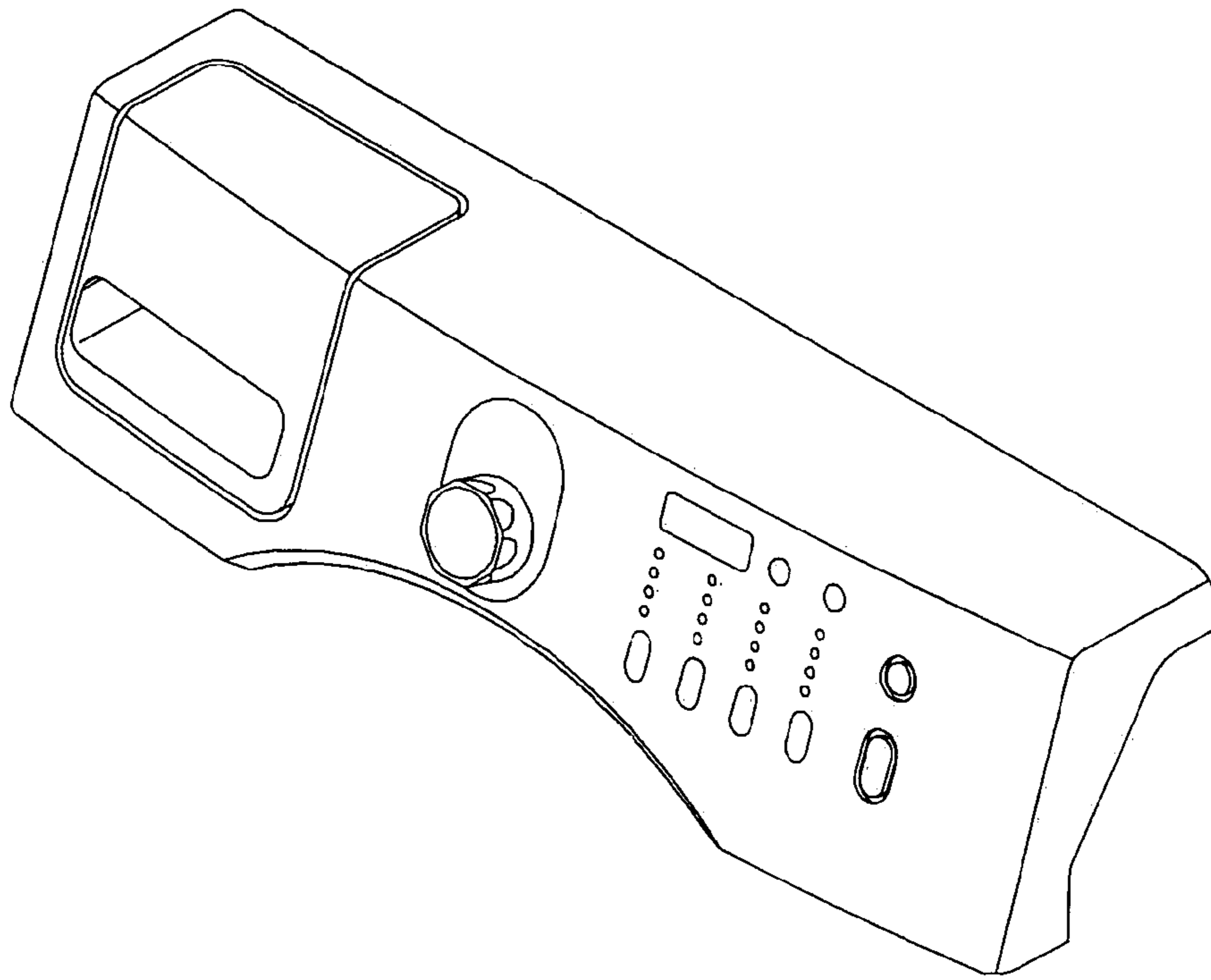


FIG. 2

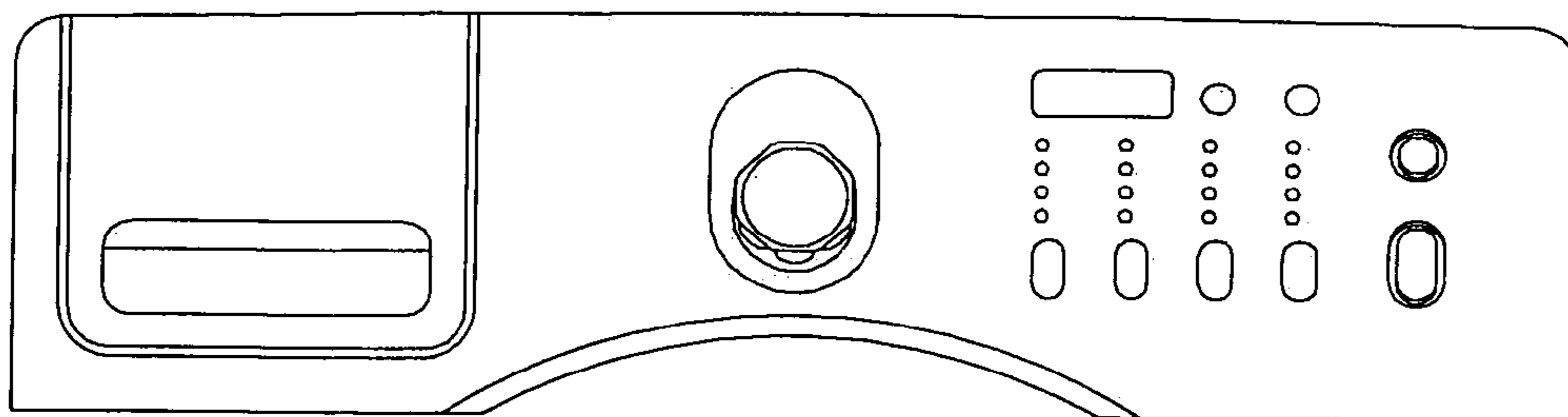


FIG. 3




FIG. 4

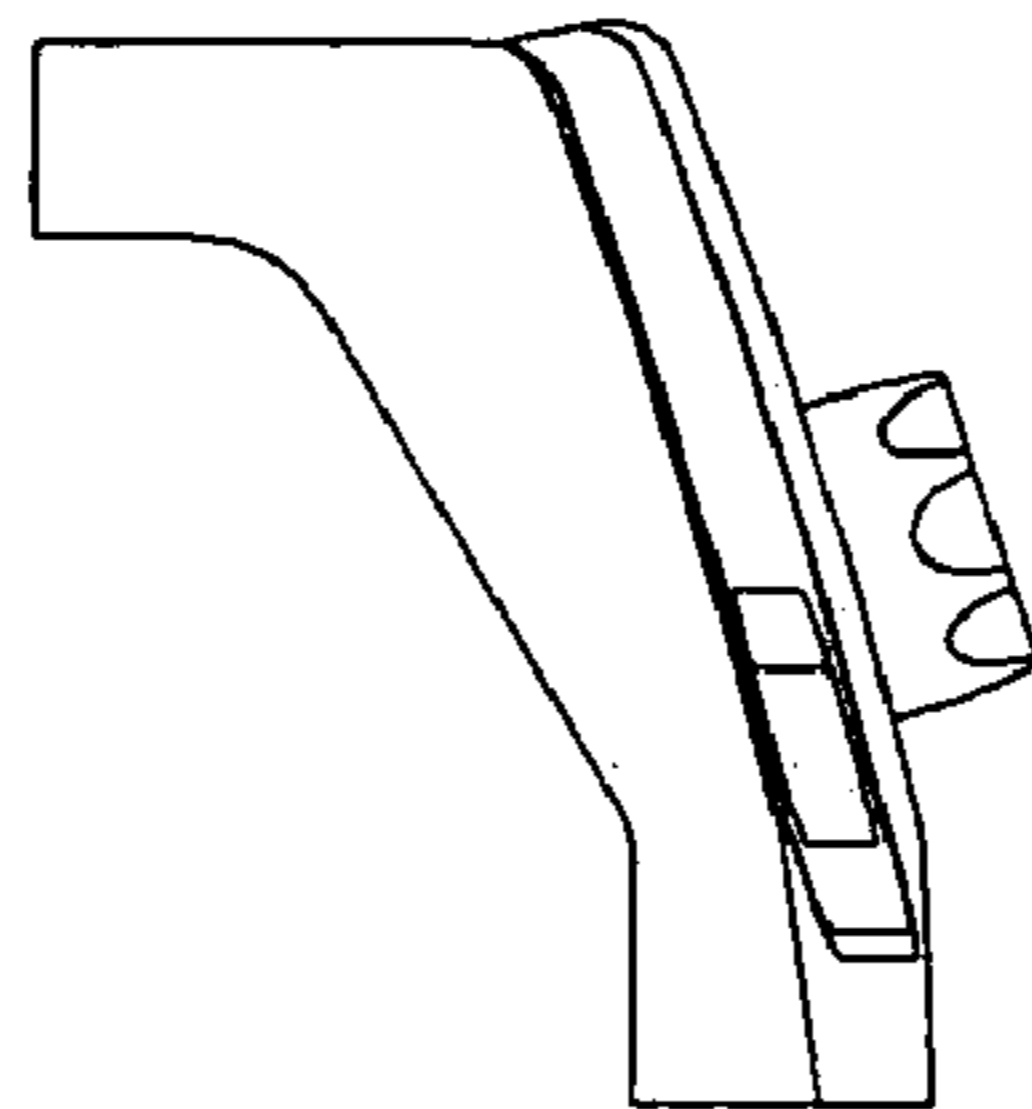


FIG. 5

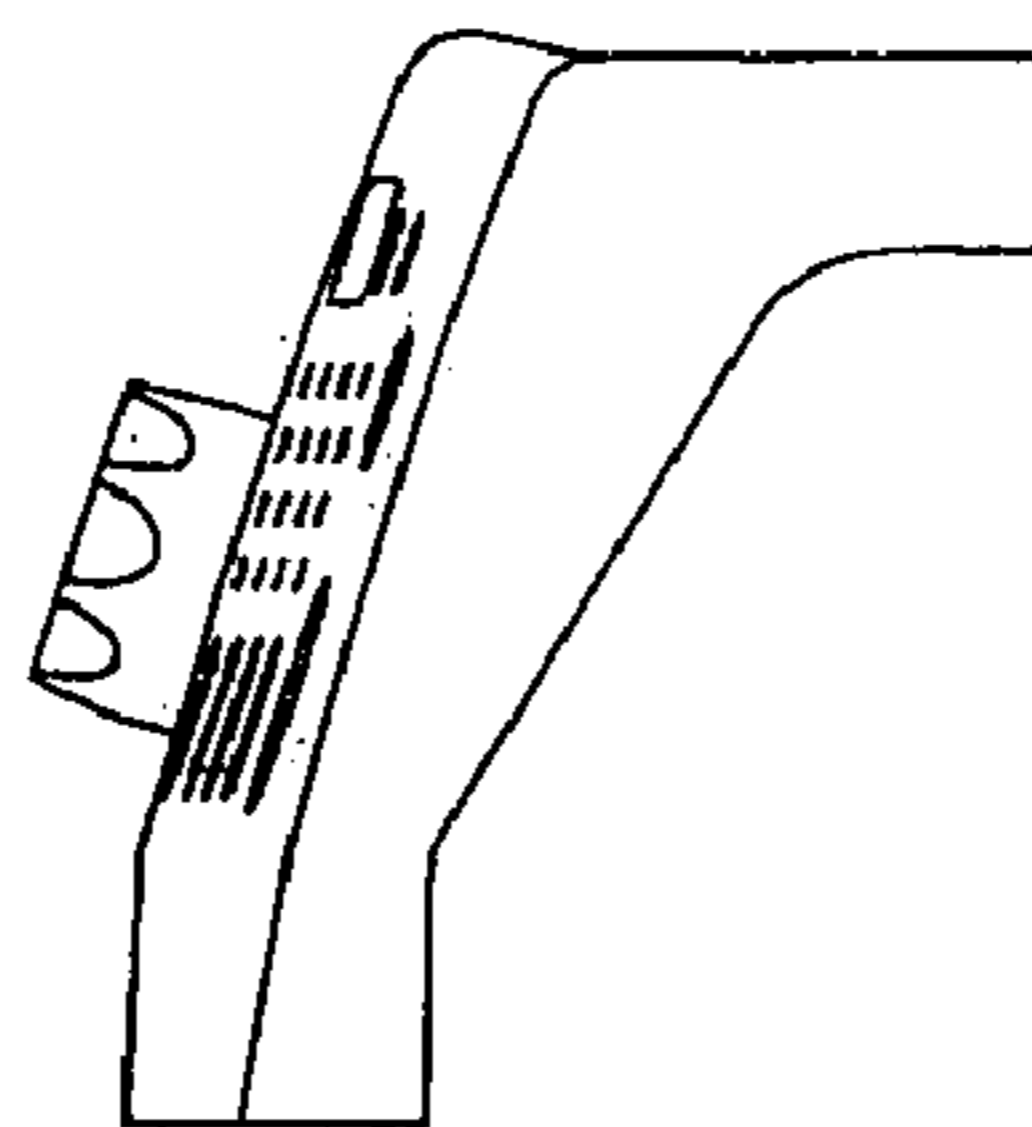


FIG. 6

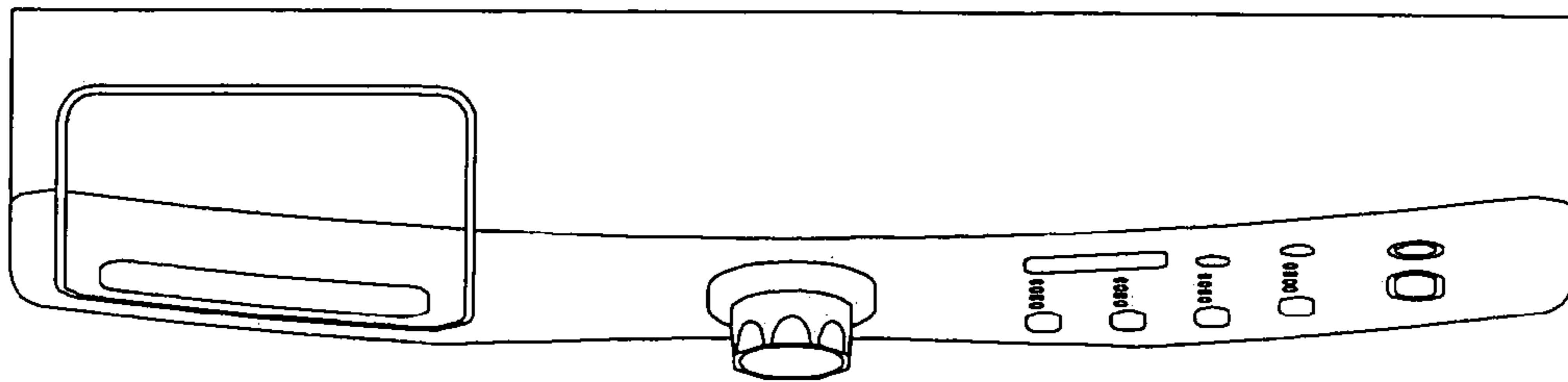


FIG. 7




FIG. 8

