



US00D577466S

(12) **United States Design Patent**  
**Shamoon**

(10) **Patent No.:** **US D577,466 S**  
(45) **Date of Patent:** **\*\* Sep. 23, 2008**

(54) **COLLAPSIBLE PET FEEDER**

(76) Inventor: **Ellis N. Shamoon**, 2833 Park Ridge Ct.,  
Dallas, TX (US) 75219

(\*\*) Term: **14 Years**

(21) Appl. No.: **29/303,619**

(22) Filed: **Feb. 13, 2008**

(51) **LOC (8) Cl.** ..... **30-03**

(52) **U.S. Cl.** ..... **D30/133; D30/121; D30/129;**  
**D30/132**

(58) **Field of Classification Search** ..... **D30/133,**  
**D30/121, 128, 130, 132; 119/52.1, 55, 61.5-61.56;**  
**D6/480-485; 248/188; 312/204; 108/153.1-157**  
See application file for complete search history.

(56) **References Cited**

**U.S. PATENT DOCUMENTS**

D89,262 S *	2/1933	Nunimaker	.....	D30/130
D105,450 S *	7/1937	Clifton	.....	D30/130
2,880,902 A	4/1959	Owsen		
D188,614 S	8/1960	Niclaus		
3,285,459 A	11/1966	Gahm		
D219,474 S	12/1970	Gahm		
D237,787 S *	11/1975	Weyrich, Jr.	.....	D34/24
4,044,723 A *	8/1977	Fitzpatrick	.....	119/61.5
4,286,634 A	9/1981	Wisner		
4,377,191 A	3/1983	Yamaguchi		
4,658,759 A *	4/1987	Brown	.....	119/61.5
D315,974 S *	4/1991	Steiner	.....	D30/131
D340,552 S *	10/1993	Smith	.....	D30/121
5,730,081 A *	3/1998	Tsengas	.....	119/51.5
D405,561 S	2/1999	Willinger		
D412,377 S	7/1999	Sharon		
D414,303 S	9/1999	Sharon		

D438,348 S	2/2001	Gradv		
6,209,487 B1 *	4/2001	Quinlan et al.	.....	119/51.01
D477,691 S	7/2003	Crowlev		
6,705,249 B2 *	3/2004	Quinlan et al.	.....	119/51.01
6,786,177 B1 *	9/2004	Lemkin	.....	119/51.01
D522,809 S	6/2006	Kusuma		
D526,541 S	8/2006	Repp		
D550,036 S	9/2007	Holcomb		
D551,400 S	9/2007	Tsengas		
2005/0115508 A1 *	6/2005	Little	.....	119/61.5
2005/0127073 A1	6/2005	Kusuma		
2005/0127074 A1	6/2005	Kusuma		
2006/0277994 A1	12/2006	Peterson		
2007/0251874 A1	11/2007	Stewart		

\* cited by examiner

*Primary Examiner*—Melanie Tung  
*Assistant Examiner*—Susan Moon Lee  
(74) *Attorney, Agent, or Firm*—Daniel V. Thompson

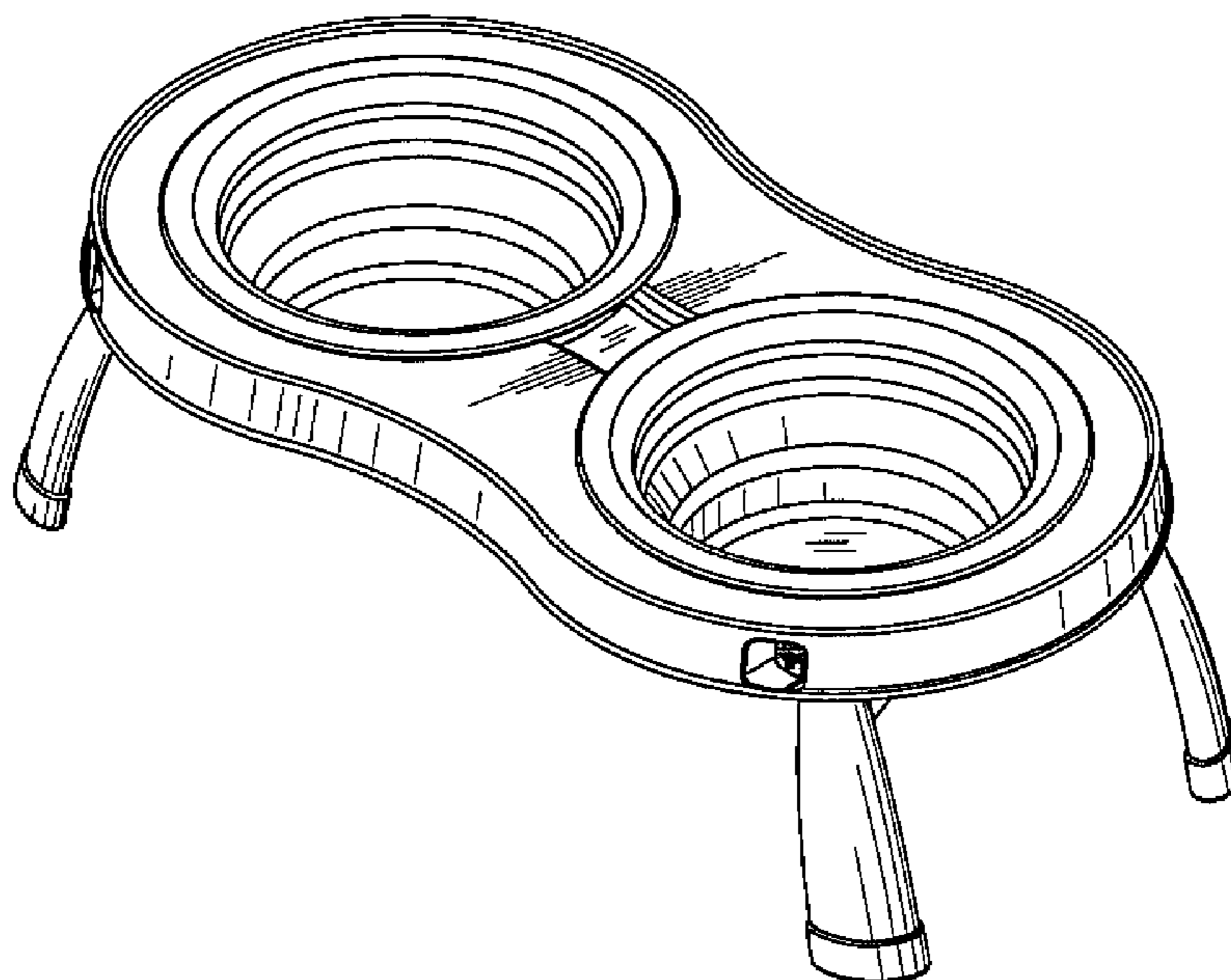
(57) **CLAIM**

The ornamental design for a collapsible pet feeder, as shown and described.

**DESCRIPTION**

FIG. 1 is a perspective view of the collapsible pet feeder showing my new design;  
FIG. 2 is a top plan view thereof;  
FIG. 3 is a front elevational view thereof;  
FIG. 4 is a right side elevational view thereof; and,  
FIG. 5 is a bottom plan view thereof.  
The collapsible pet feeder of the present invention is symmetrical so that the front and rear views are identical as are both side views.

**1 Claim, 3 Drawing Sheets**



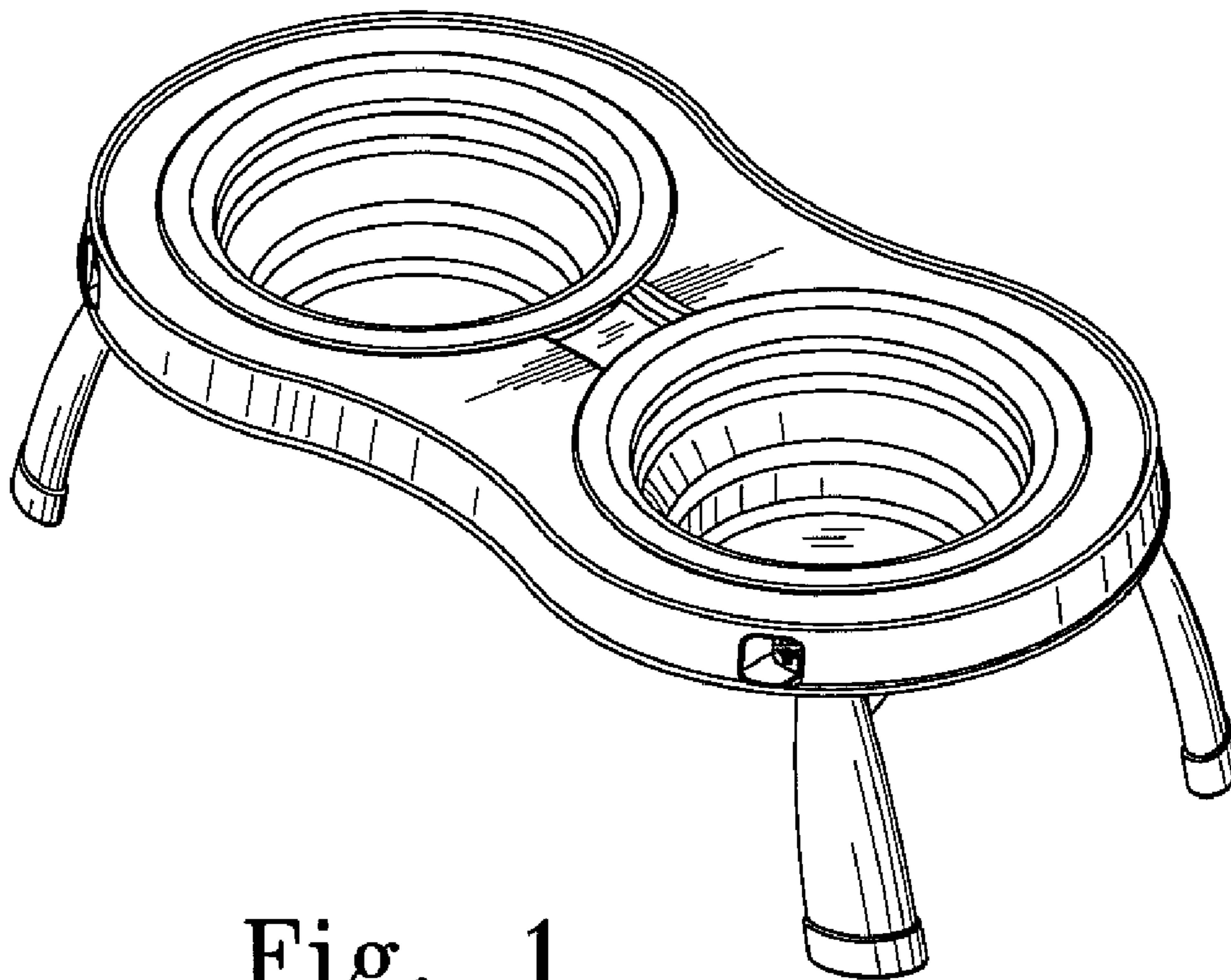


Fig. 1

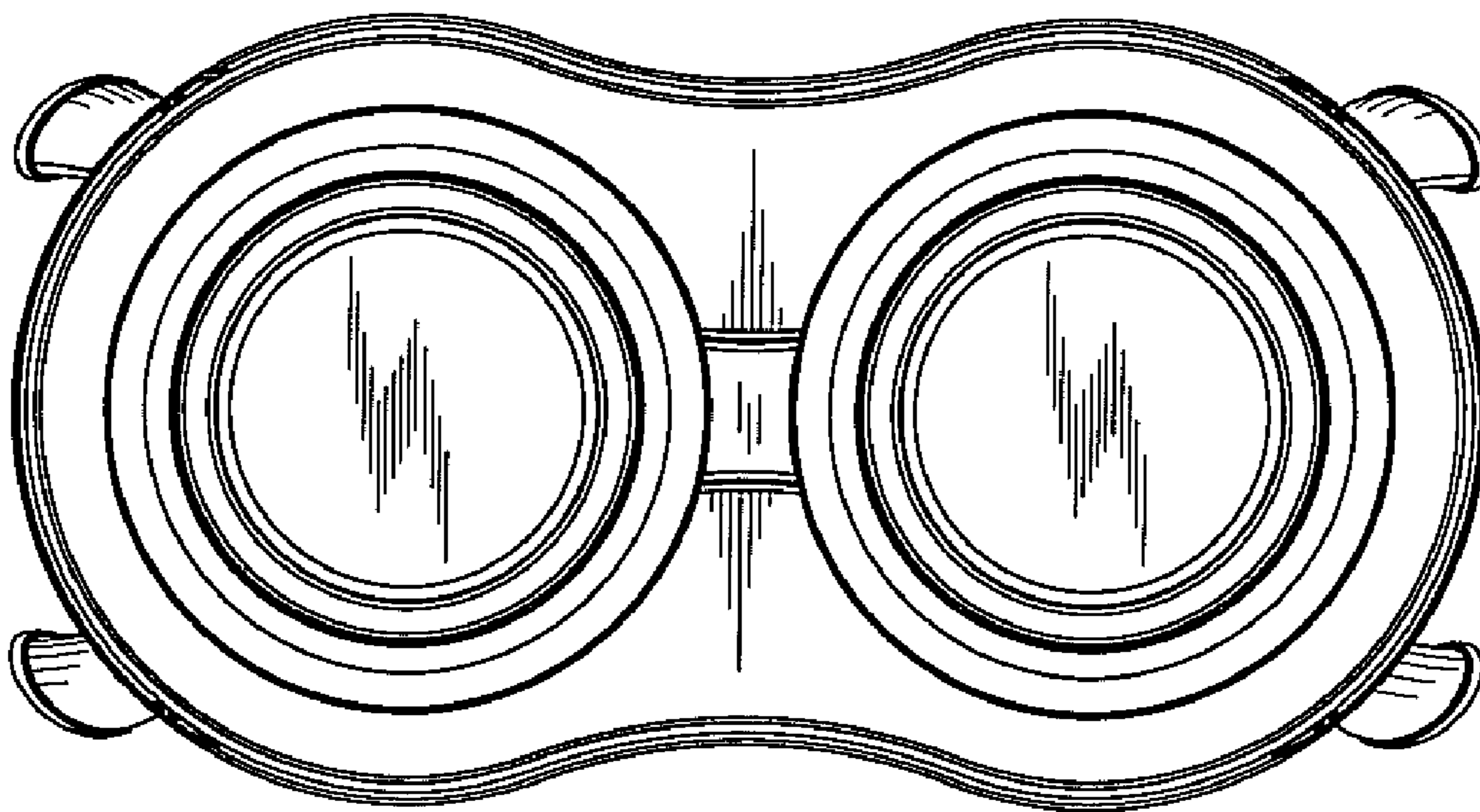


Fig. 2

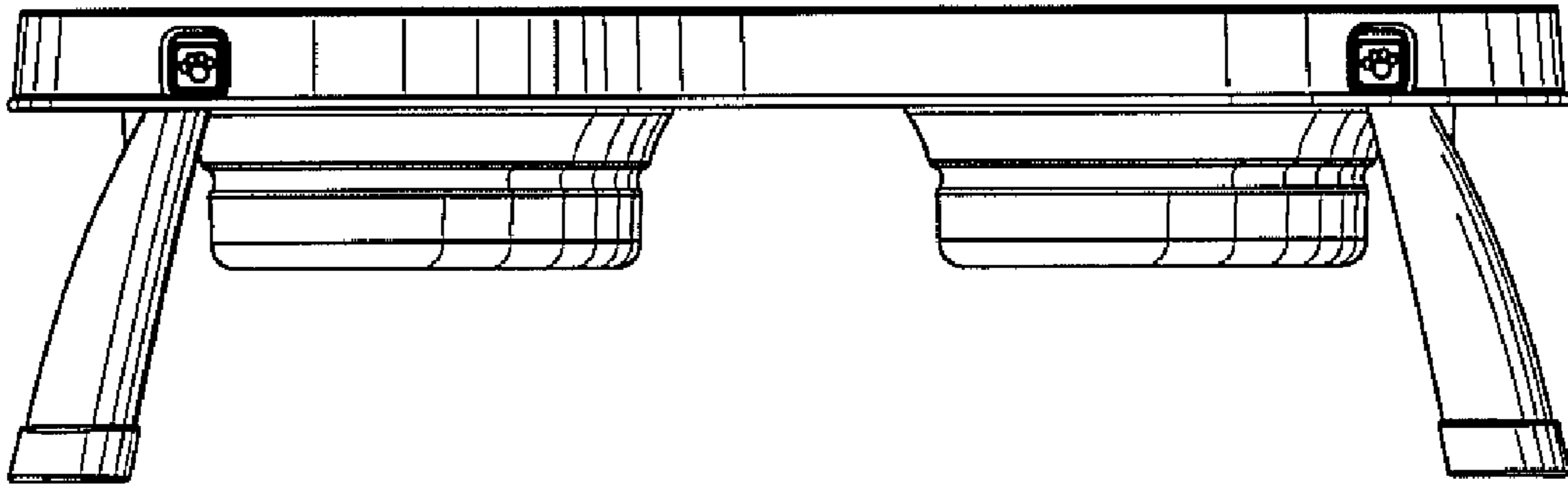


Fig. 3

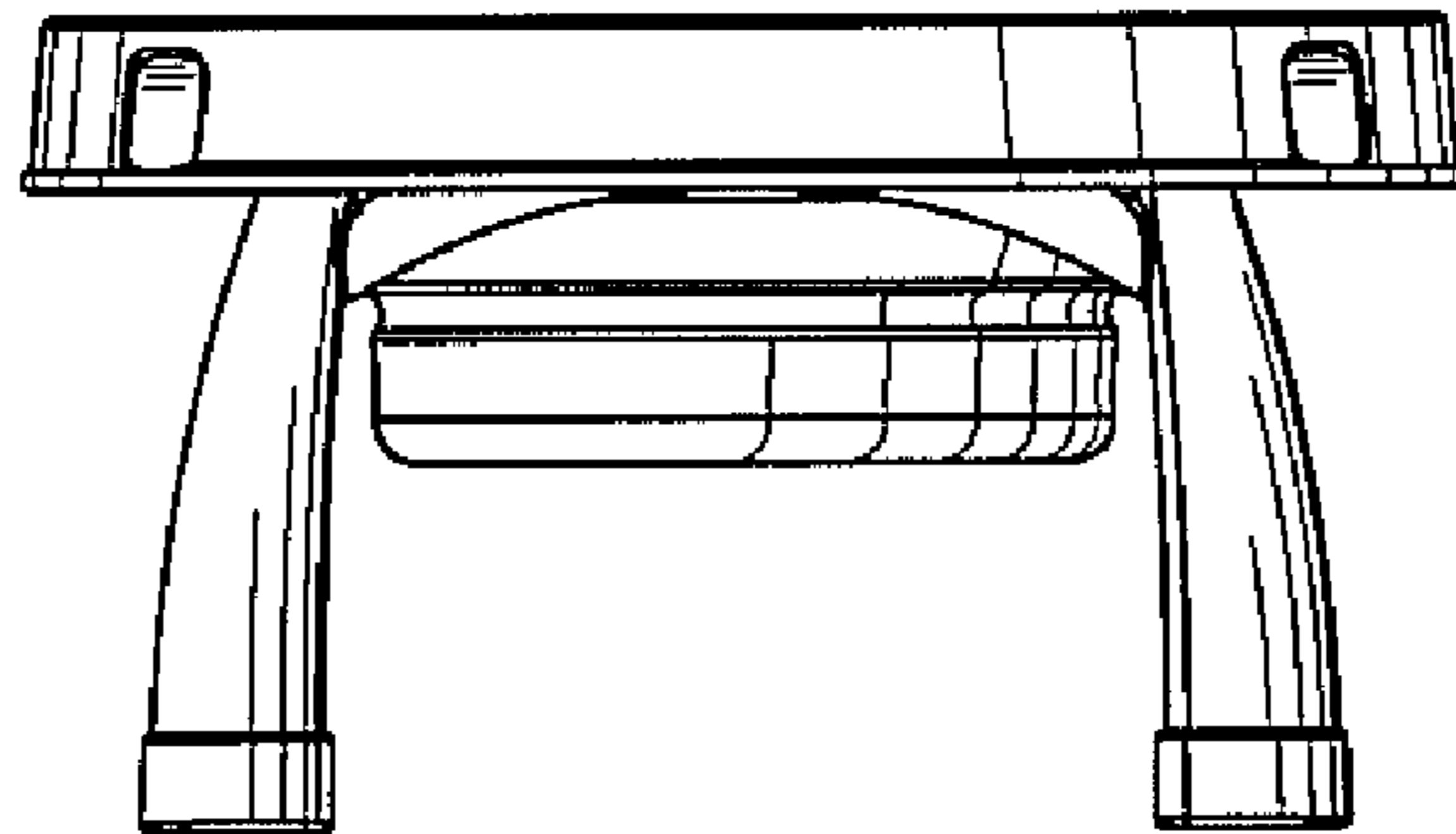


Fig. 4

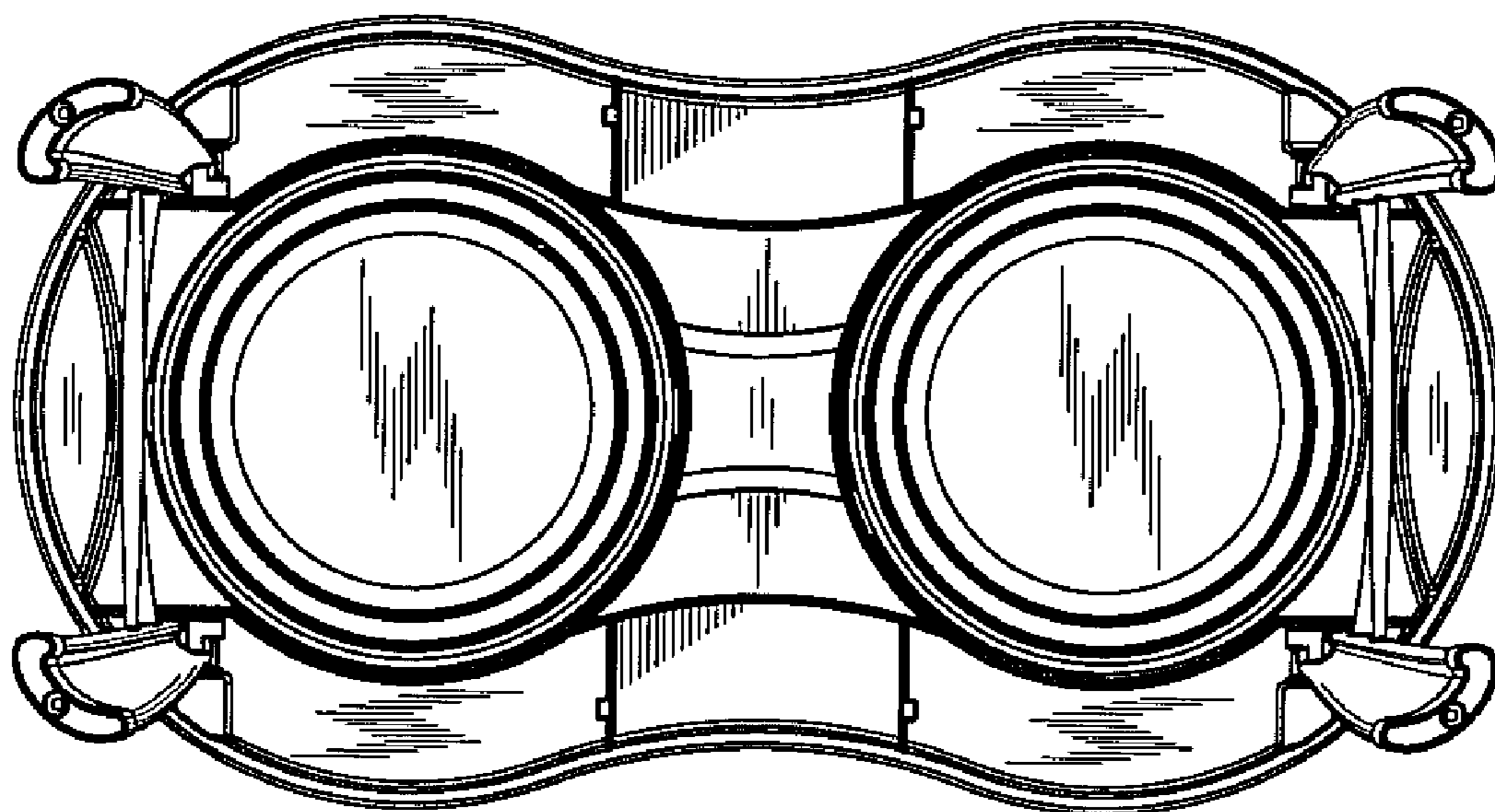


Fig. 5