



US00D577452S

(12) **United States Design Patent**
Shiu

(10) **Patent No.:** **US D577,452 S**

(45) **Date of Patent:** **** Sep. 23, 2008**

(54) **FLASHLIGHT**

(75) **Inventor:** **Stephanie Wai Man Shiu**, Kowloon
(HK)

(73) **Assignee:** **Gold Coral International Limited**, San
Po Kong, Kowloon (HK)

(**) **Term:** **14 Years**

(21) **Appl. No.:** **29/304,210**

(22) **Filed:** **Feb. 27, 2008**

(30) **Foreign Application Priority Data**

Sep. 11, 2007 (HK) 0702263

(51) **LOC (8) Cl.** **26-02**

(52) **U.S. Cl.** **D26/49**

(58) **Field of Classification Search** D26/37-50;
362/157, 158, 171-174, 183-208
See application file for complete search history.

(56) **References Cited**

U.S. PATENT DOCUMENTS

D457,976 S * 5/2002 Kung D26/49

D467,022 S * 12/2002 Fritz D26/49
D479,014 S * 8/2003 Yamamoto et al. D26/49
D486,936 S * 2/2004 Shiu D26/49
D536,117 S * 1/2007 Krieger et al. D26/49
D549,376 S * 8/2007 Shiu D26/49

* cited by examiner

Primary Examiner—Marcus A. Jackson

(74) *Attorney, Agent, or Firm*—Joseph G. Swan, PC

(57) **CLAIM**

The ornamental design for a flashlight, as shown and described.

DESCRIPTION

FIG. 1 is a top plan view of a flashlight according to the present invention.

FIG. 2 is a left side elevational view of the flashlight.

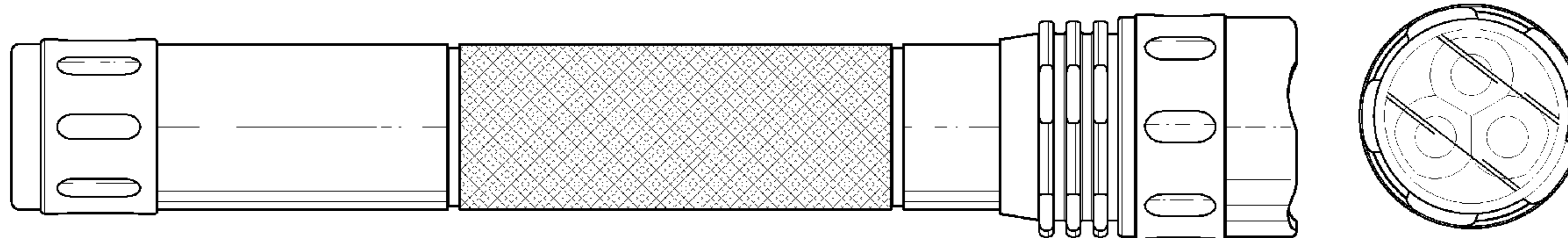
FIG. 3 is a rear elevational view of the flashlight.

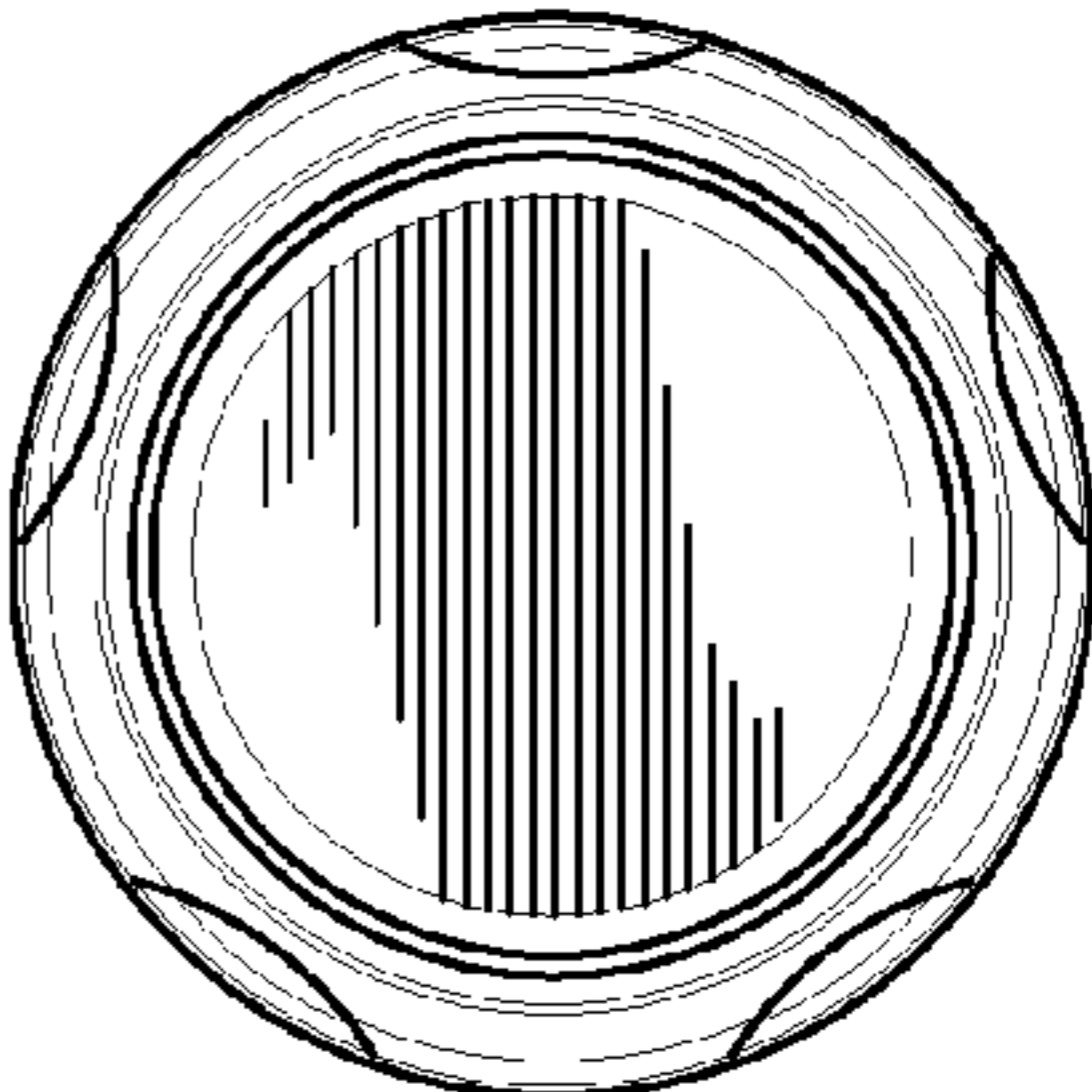
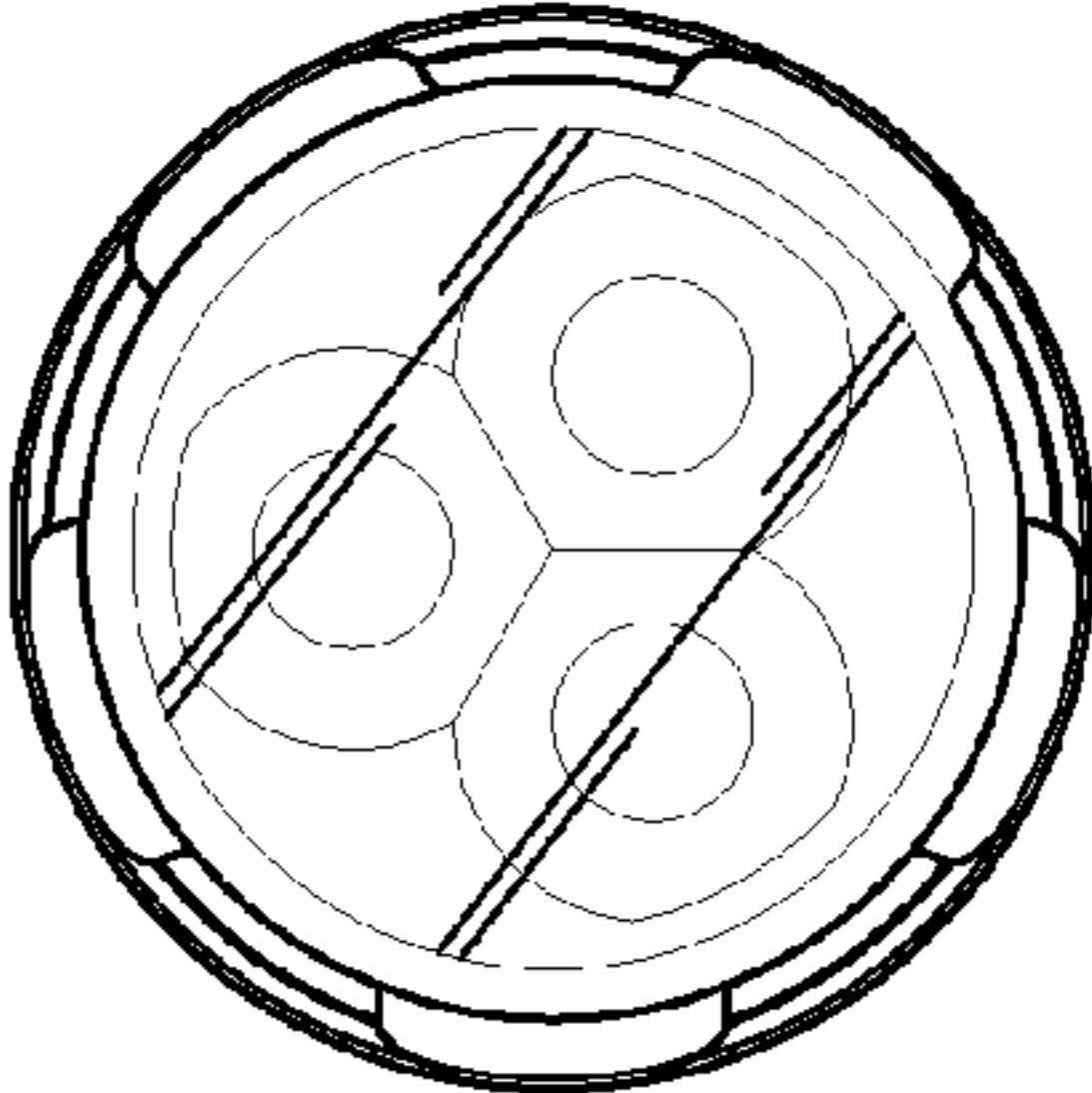


FIG. 4 is a front elevational view of the flashlight.

FIG. 5 is a bottom plan view of the flashlight; and,

FIG. 6 is a right side elevational view of the flashlight.

1 Claim, 2 Drawing Sheets








FIG. 5




FIG. 6