



US00D577441S

(12) **United States Design Patent**
Burnett

(10) **Patent No.:** **US D577,441 S**
(45) **Date of Patent:** **** Sep. 23, 2008**

(54) **FOOT EXERCISER**

(76) Inventor: **John Seymour Burnett**, 12 Station Road, Oakley, Bedfordshire (GB) MK43 7RB

(**) Term: **14 Years**

(21) Appl. No.: **29/270,345**

(22) Filed: **Dec. 20, 2006**

(51) **LOC (8) Cl.** **28-03**

(52) **U.S. Cl.** **D24/192; D21/685**

(58) **Field of Classification Search** D2/897-898, D2/902, 916, 919, 943, 961; D21/662, 685; D24/190, 192, 213; 36/10, 11.5, 15, 88, 36/100, 102, 110; 482/79, 92, 105, 148; 601/23, 27, 151-152; 607/144

See application file for complete search history.

(56) **References Cited**

U.S. PATENT DOCUMENTS

730,366 A * 6/1903 Gunthorpe 36/179
2,119,233 A * 5/1938 Judkins 36/11.5

(Continued)

FOREIGN PATENT DOCUMENTS

JP 2003210537 A * 7/2003

* cited by examiner

Primary Examiner—Philip S. Hyder

Assistant Examiner—R. L. (Ulm) Cody

(74) *Attorney, Agent, or Firm*—Carter, DeLuca, Farrell & Schmidt, LLP

(57) **CLAIM**

The ornamental design for a foot exerciser, as shown and described.

DESCRIPTION

FIG. 1 is a bottom perspective view of a foot exerciser, including a valve (shown in phantom) and a fastener member

(shown in phantom), in accordance with an embodiment of the present design, shown in an uninflated and an unworn condition;

FIG. 2 is a top plan view of the foot exerciser of FIG. 1;

FIG. 3 is a bottom plan view of the foot exerciser of FIGS. 1 and 2;

FIG. 4 is a right side elevational view of the foot exerciser of FIG. 2;

FIG. 5 is a left side elevational view of the foot exerciser of FIG. 2, the left side elevational view being a mirror image of the right side elevational view;

FIG. 6 is a rear elevational view of the foot exerciser of FIG. 2;

FIG. 7 is a front elevational view of the foot exerciser of FIG. 2;

FIG. 8 is a perspective view of the foot exerciser of FIGS. 1-7 in an inflated condition and worn about a foot (shown in phantom);

FIG. 9 is a top plan view of the inflated foot exerciser of the FIG. 8;

FIG. 10 is a bottom plan view of the inflated foot exerciser of FIGS. 8 and 9;

FIG. 11 is a right side view of the inflated foot exerciser of FIGS. 8 and 9;

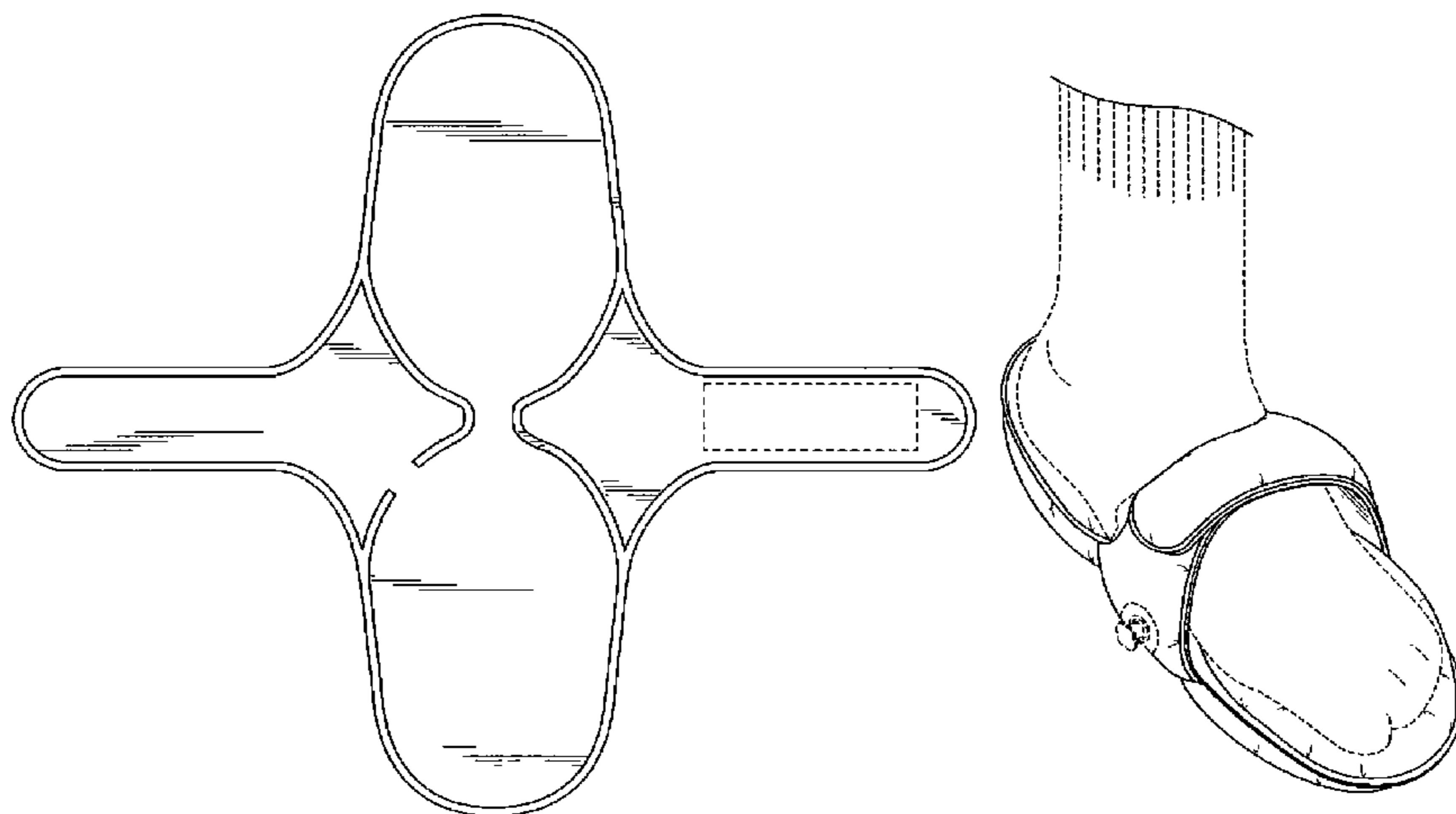
FIG. 12 is a left side view of the inflated foot exerciser of FIGS. 8 and 9; the left side elevational view being a mirror image of the right side elevational view

FIG. 13 is a front elevational view of the inflated foot exerciser of FIGS. 8 and 9; and,

FIG. 14 is a rear elevational view of the inflated foot exerciser of FIGS. 8 and 9.

Throughout the figures, items shown in phantom lines are for illustrative purposes only and do not constitute a part of the claimed design.

1 Claim, 4 Drawing Sheets



US D577,441 S

Page 2

U.S. PATENT DOCUMENTS

3,343,836	A *	9/1967	Forrest, Jr.	482/105	D356,378	S *	3/1995	Kuhn	D24/192
3,775,873	A *	12/1973	Small	36/11.5	D369,391	S *	4/1996	Jump, Jr.	D21/685
4,106,222	A *	8/1978	Houck	36/29	D376,429	S *	12/1996	Antar	D24/192
4,206,558	A *	6/1980	Bivona	36/7.5	5,713,820	A *	2/1998	Carbone	482/79
D262,580	S *	1/1982	Munschy	D2/943	D402,796	S *	12/1998	Garcia et al.	D2/943
4,314,412	A *	2/1982	Anderson et al.	36/100	6,421,935	B1 *	7/2002	Bartlett	36/132
4,751,784	A *	6/1988	Petker et al.	36/9 R	D471,637	S *	3/2003	Schild	D24/213
4,991,317	A *	2/1991	Lakic	36/44	6,592,534	B1 *	7/2003	Rutt et al.	601/151
5,025,575	A *	6/1991	Lakic	36/44	D494,746	S *	8/2004	Gomez-Tagle-Mendez ..	D2/916
5,127,892	A *	7/1992	Sawdon	482/79	7,080,466	B2 *	7/2006	Fischbein	36/9 R
5,375,345	A *	12/1994	Djuric	36/3 B	2004/0242382	A1 *	12/2004	Gibas et al.	482/79
					2005/0143682	A1 *	6/2005	Cook et al.	601/151
					2006/0189905	A1 *	8/2006	Eischen	601/152

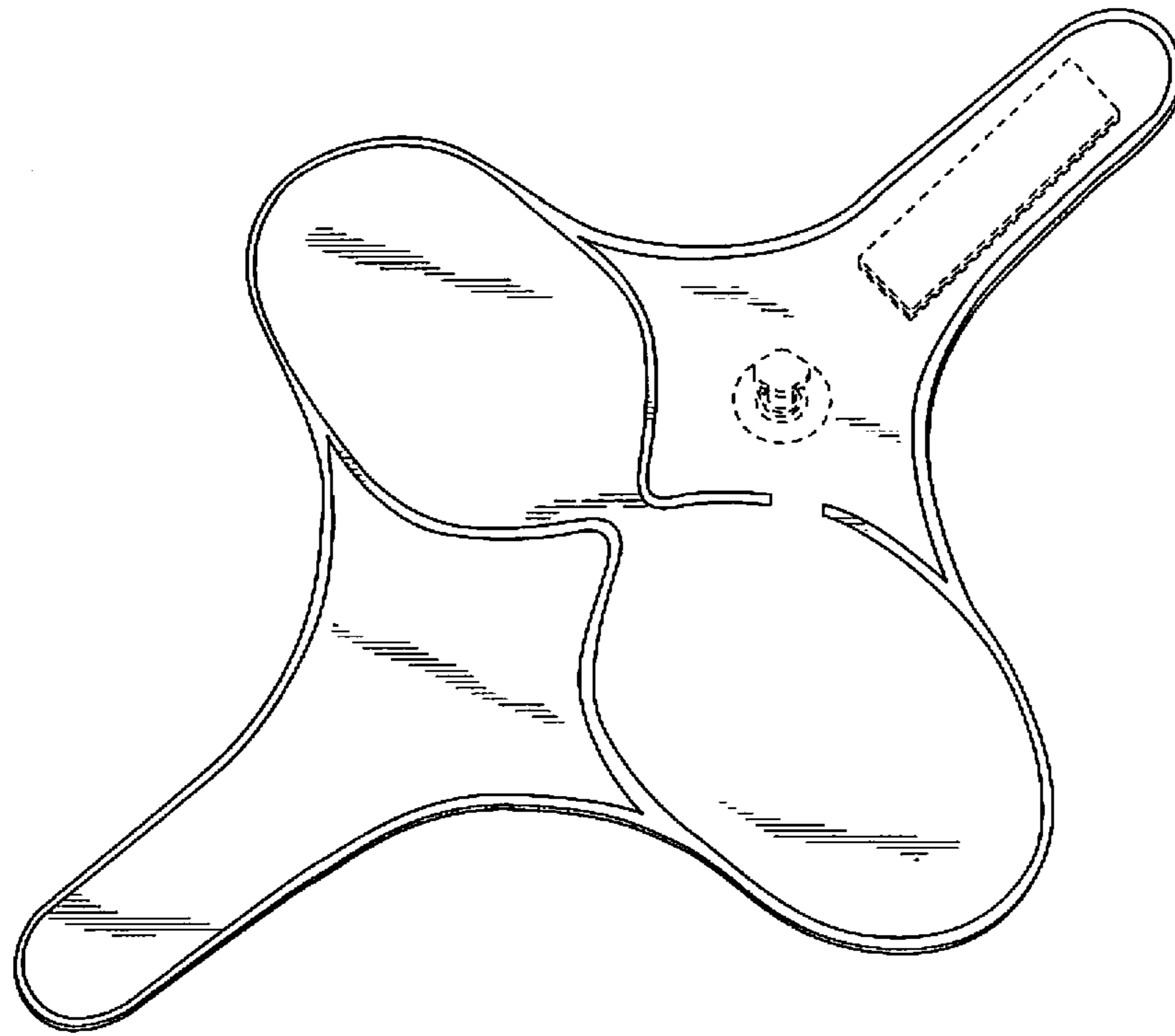


FIG. 1

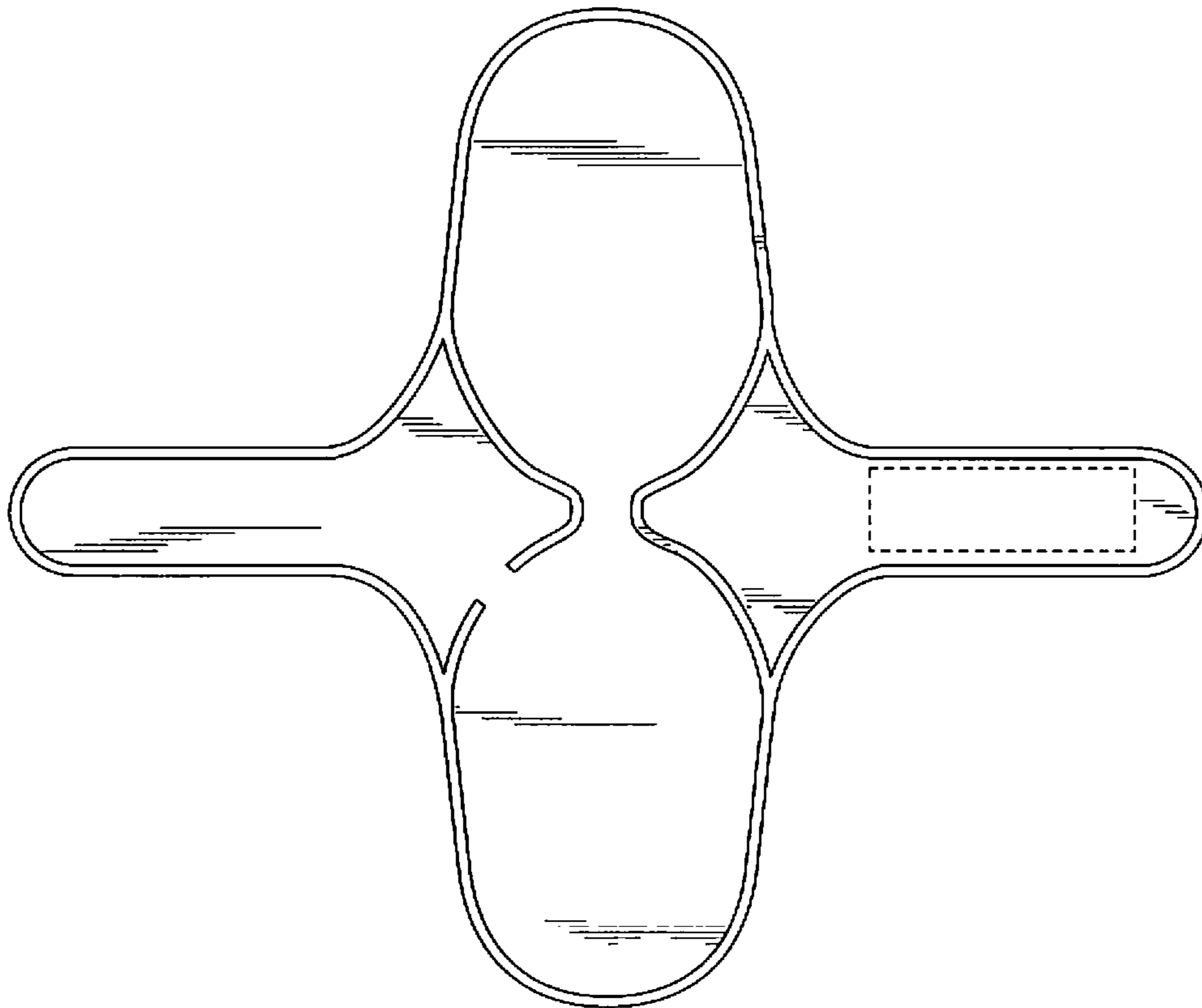


FIG. 2

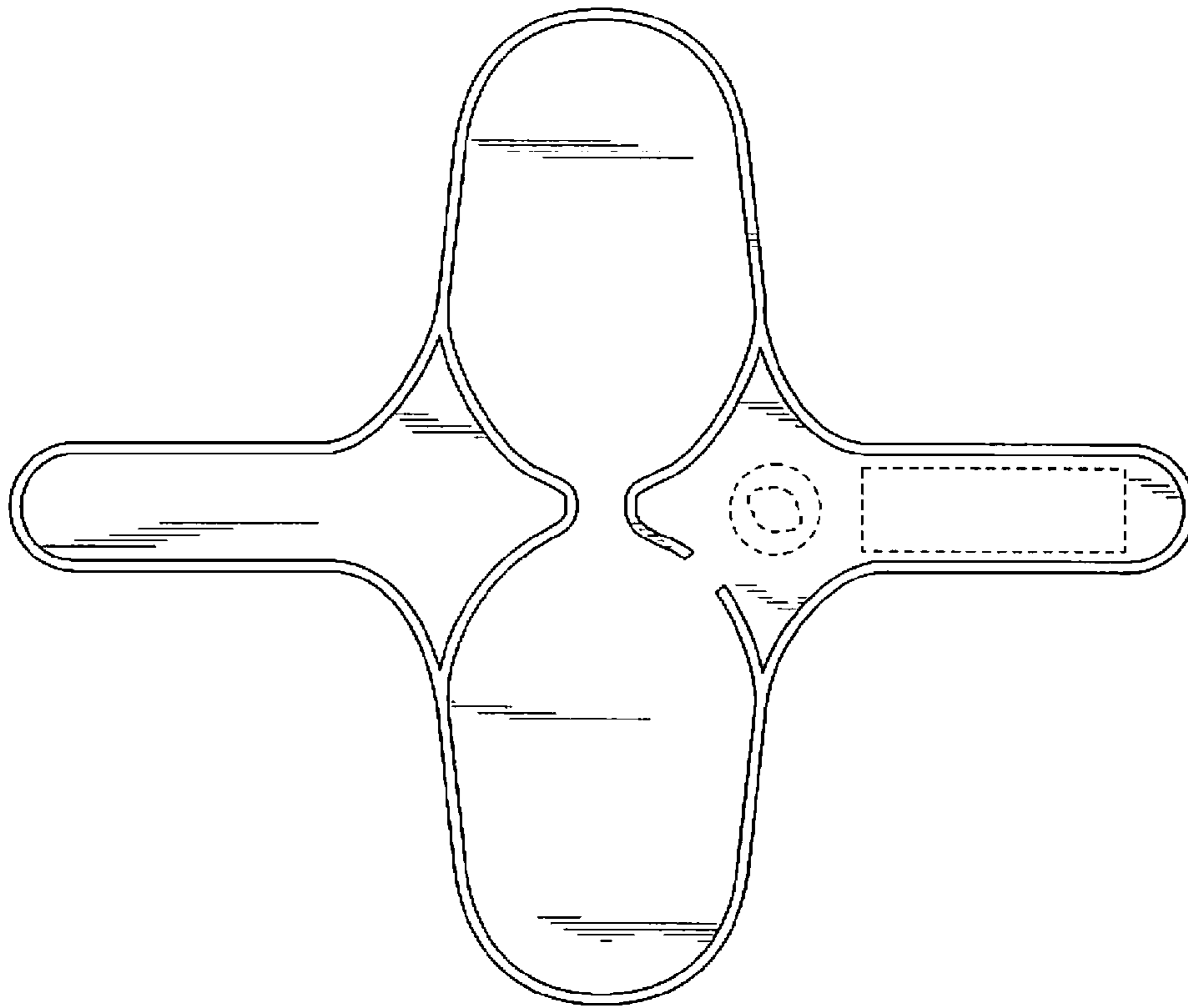


FIG. 3



FIG. 4



FIG. 5

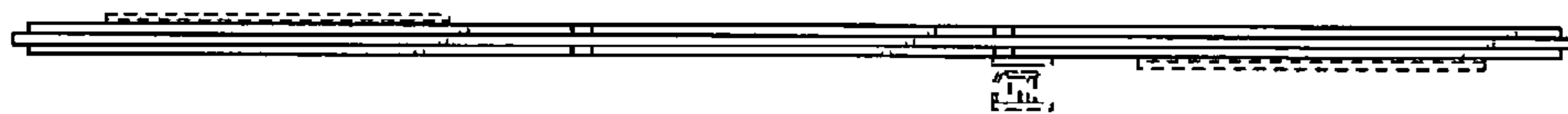


FIG. 6



FIG. 7

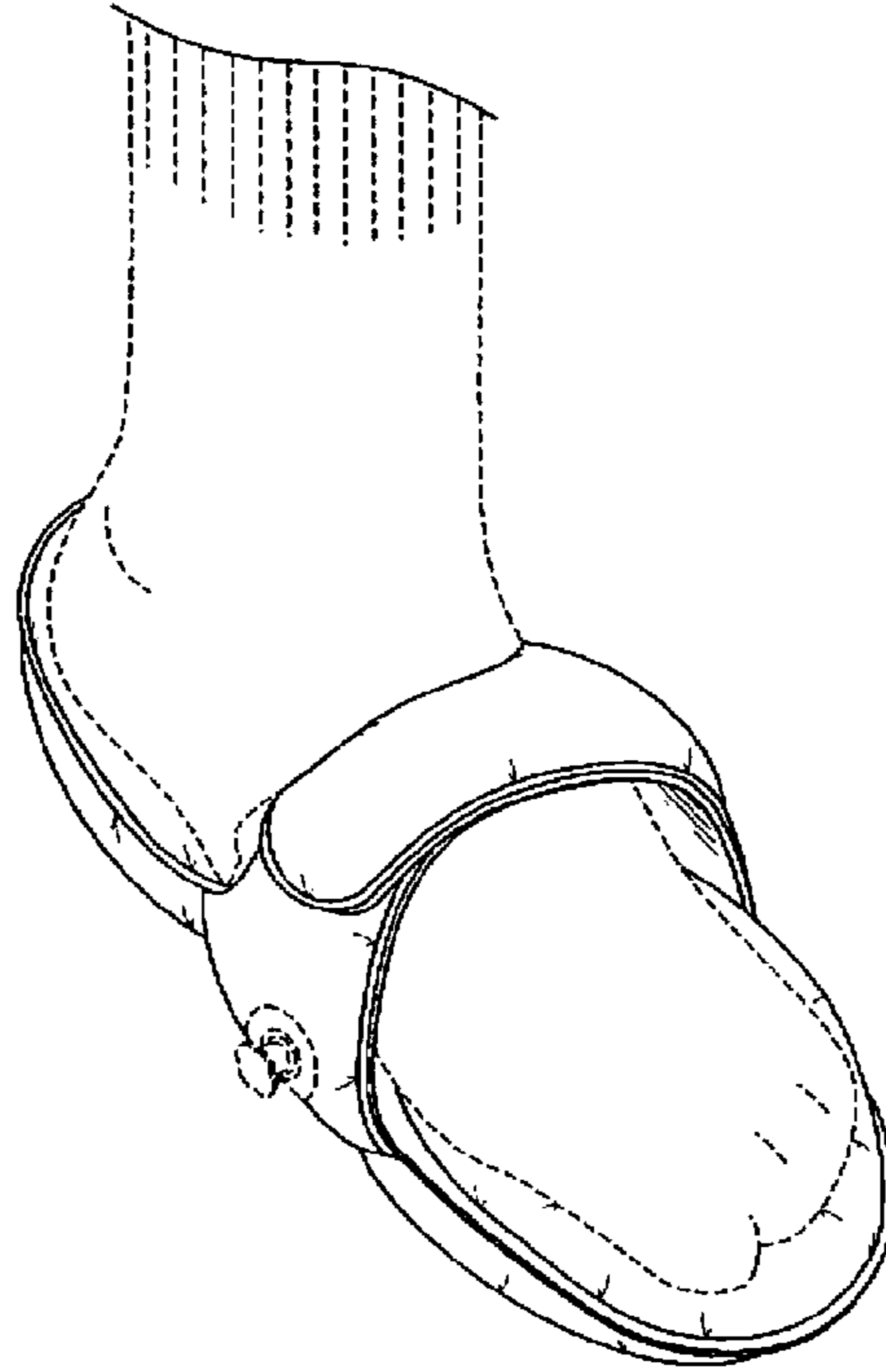


FIG. 8

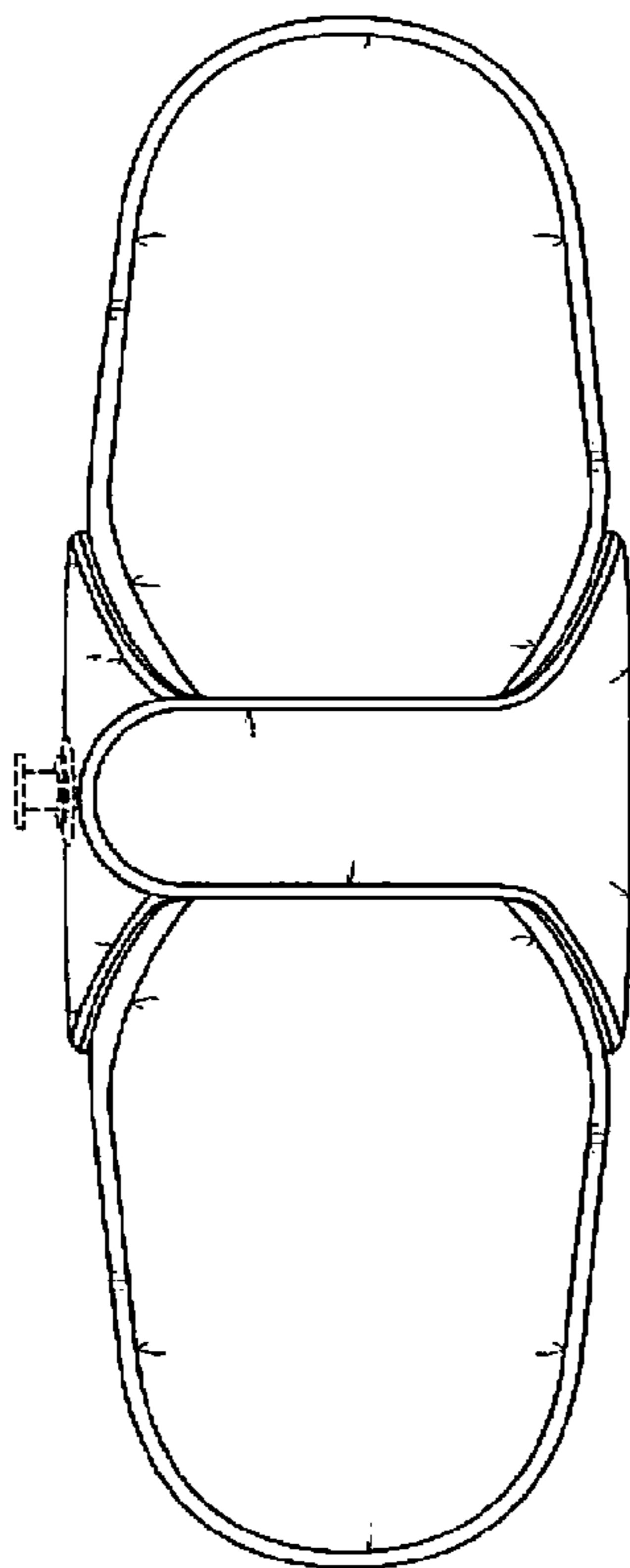


FIG. 9

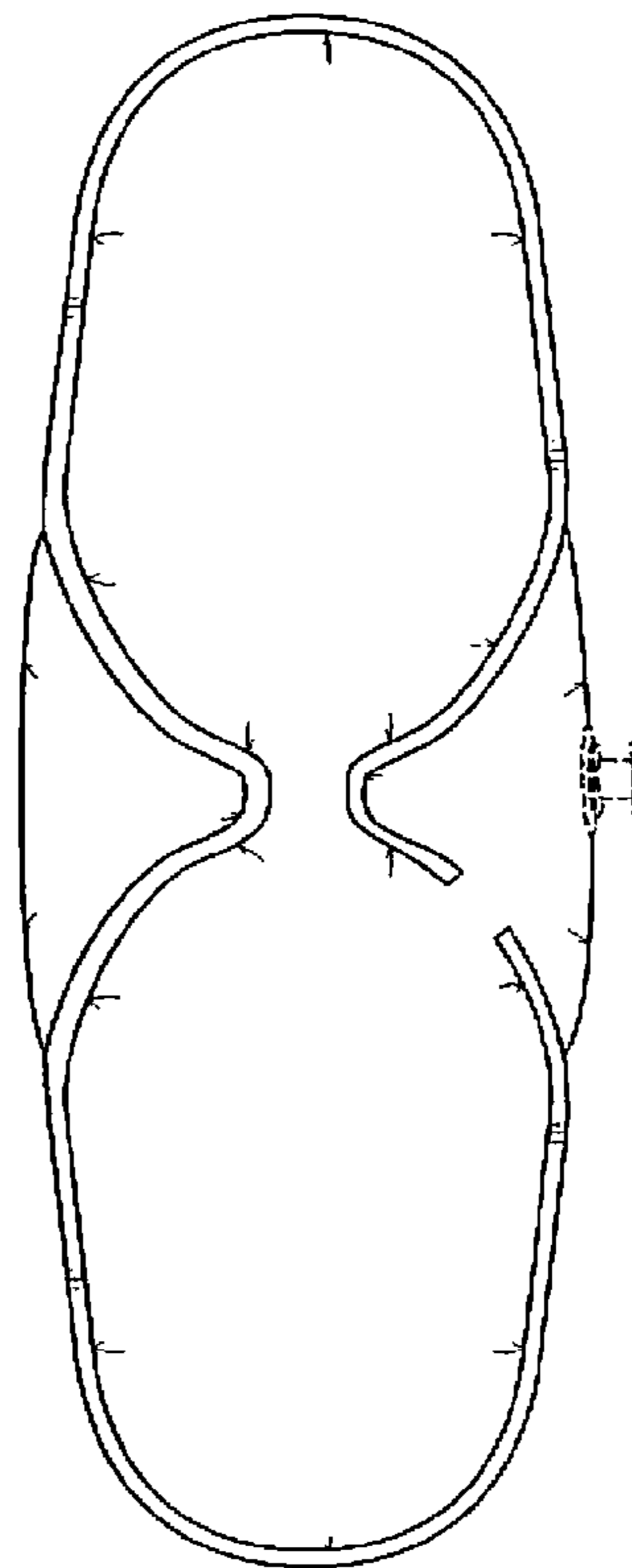


FIG. 10

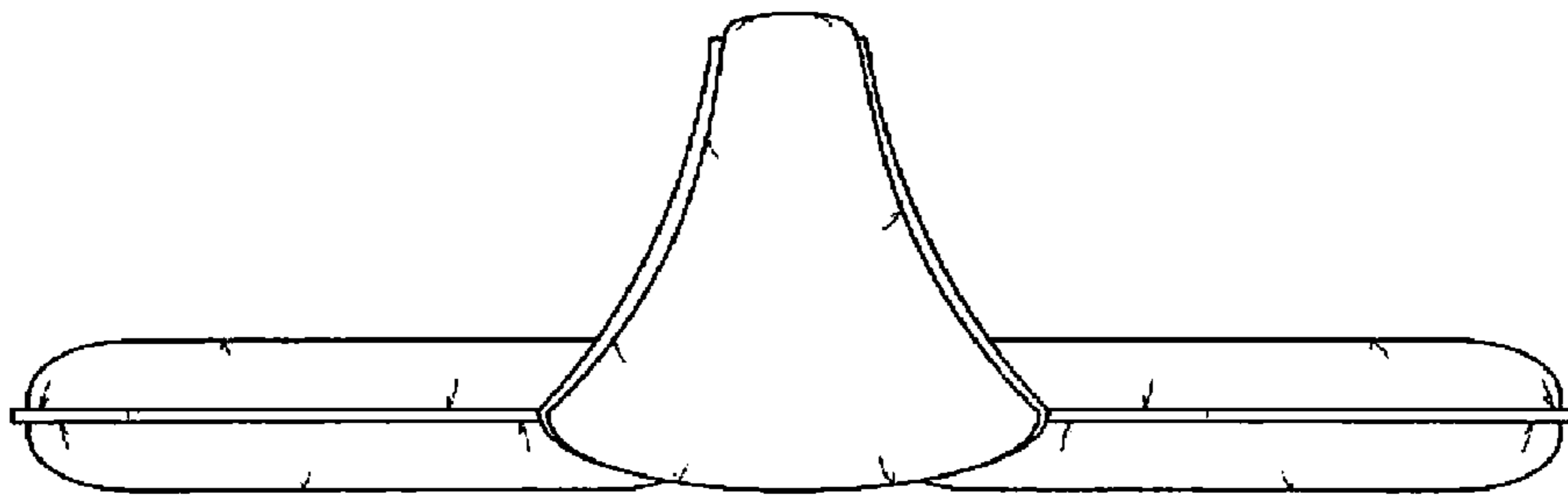


FIG. 11

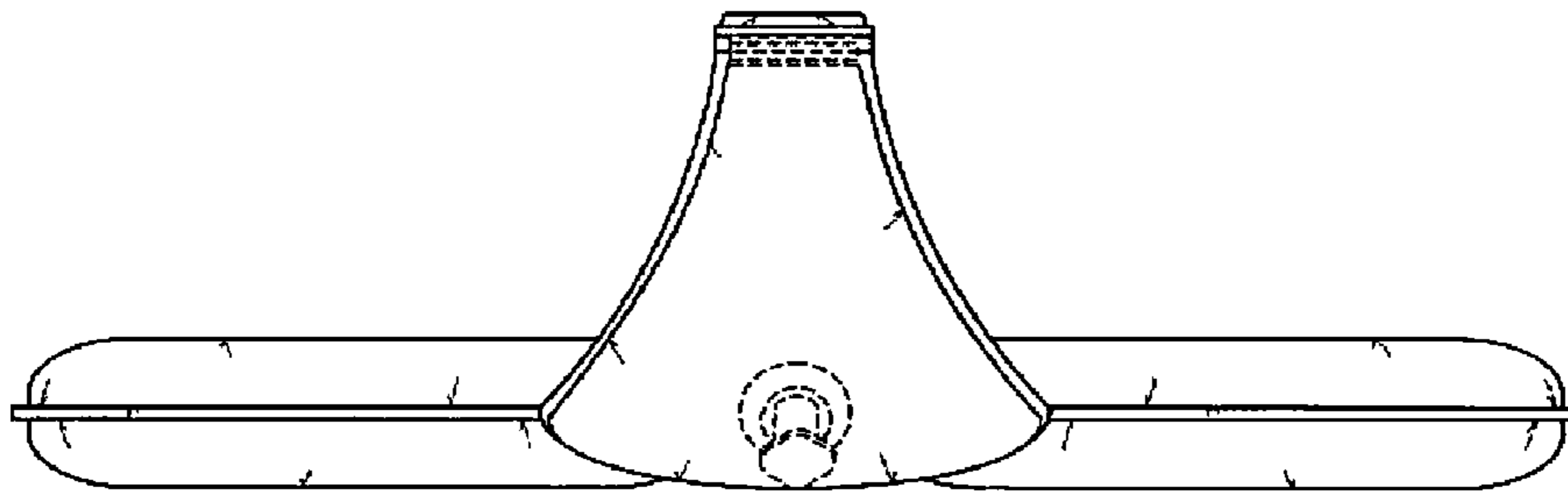


FIG. 12

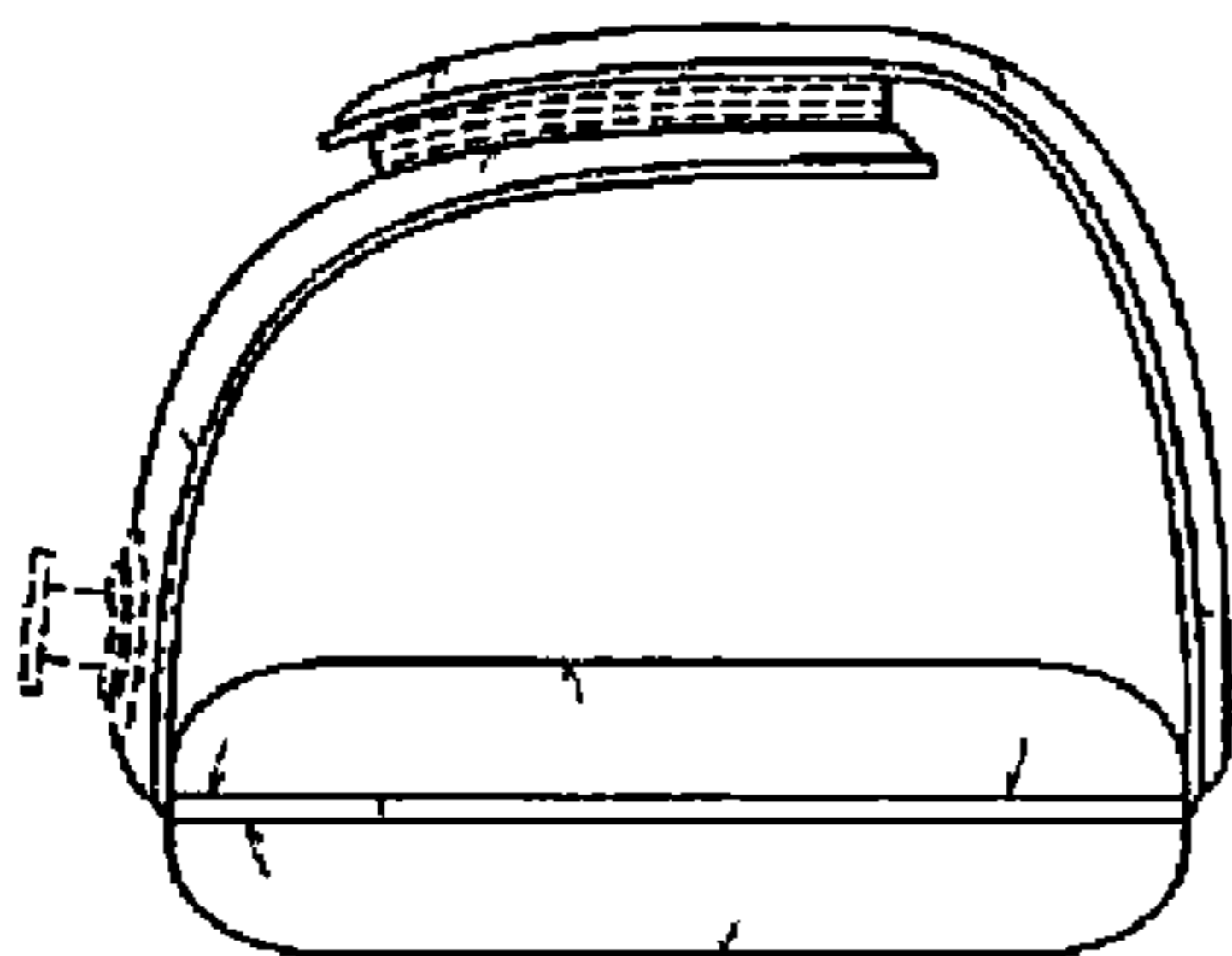


FIG. 13

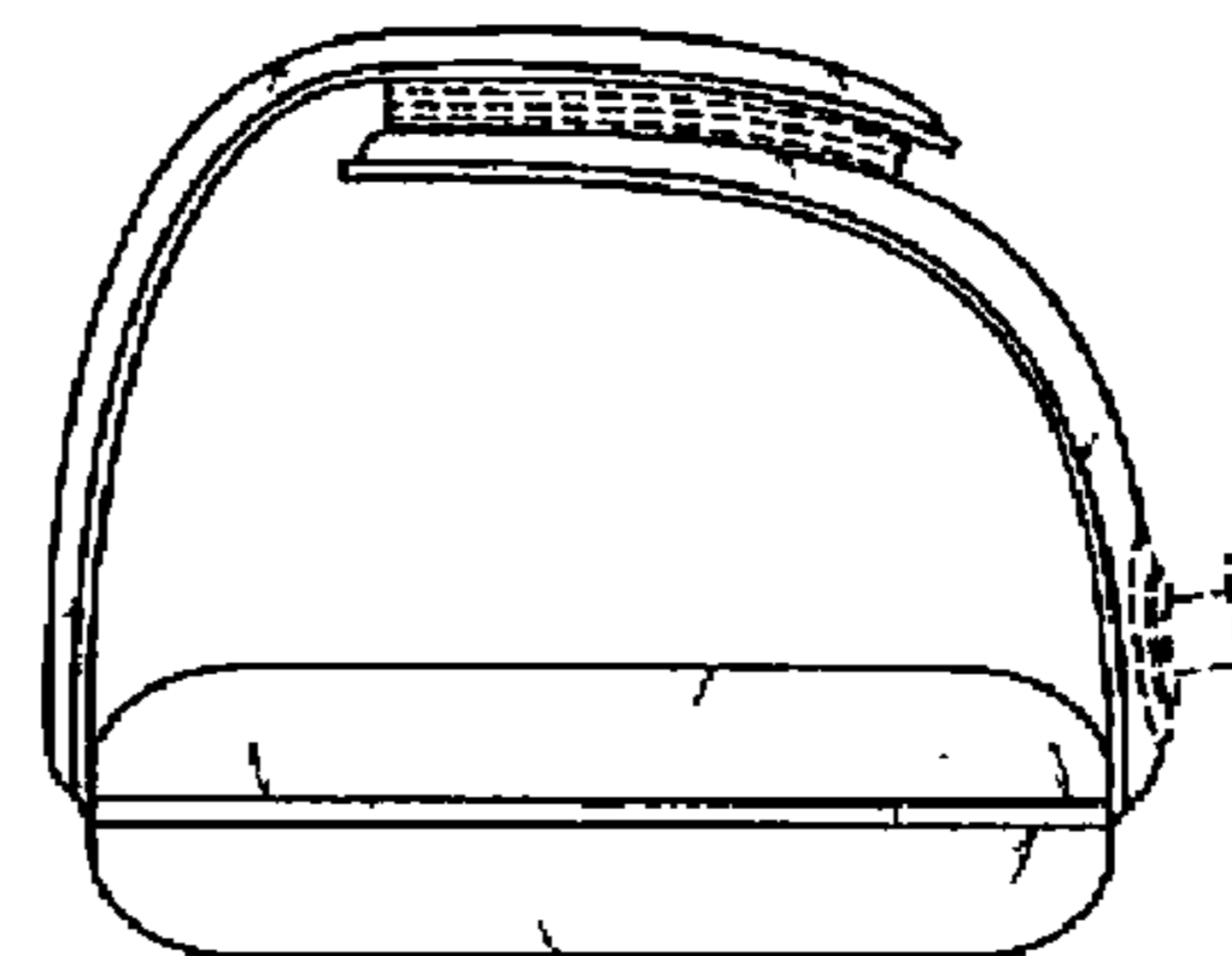


FIG. 14