



US00D577435S

(12) **United States Design Patent**
Ivie et al.

(10) **Patent No.:** **US D577,435 S**

(45) **Date of Patent:** **** Sep. 23, 2008**

(54) **PERSONAL URINARY DIRECTOR FOR WOMEN**

(76) Inventors: **Marvin L. Ivie**, 12043 Dolan Ave., Downey, CA (US) 90242; **Gregory L. Ivie**, 12043 Dolan Ave., Downey, CA (US) 90242

(**) Term: **14 Years**

(21) Appl. No.: **29/291,464**

(22) Filed: **Aug. 29, 2007**

(51) **LOC (8) Cl.** **24-04**

(52) **U.S. Cl.** **D24/122**

(58) **Field of Classification Search** D24/122, D24/123, 121, 224; D23/274, 302, 295, D23/309, 200; 4/144.1-144.4, 459, 460; 604/317, 318, 334, 329; 600/573; D7/700
See application file for complete search history.

(56) **References Cited**

U.S. PATENT DOCUMENTS

190,244	A *	5/1877	Olmstead	4/144.1
1,951,871	A *	3/1934	Judah	4/114.1
3,964,111	A *	6/1976	Packer	4/144.4
4,023,216	A *	5/1977	Li	4/144.3
4,393,881	A *	7/1983	Shah	600/573
4,568,339	A *	2/1986	Steer	604/329
4,771,484	A *	9/1988	Mozell	4/144.4
5,091,998	A *	3/1992	Witzke	4/144.4
D356,865	S	3/1995	Ivie		
D379,225	S *	5/1997	Canahuate et al.	D24/122
D393,061	S *	3/1998	Mandich et al.	D23/309
5,893,176	A *	4/1999	Magiera et al.	4/144.4

5,894,608	A *	4/1999	Birbara	4/144.3
D422,674	S *	4/2000	Chrisco et al.	D23/200
D449,105	S *	10/2001	Azo	D24/122
D457,237	S *	5/2002	Azo	D24/122
D466,210	S *	11/2002	Levinson	D24/122
D488,226	S *	4/2004	MacDonald et al.	D24/122
2007/0006368	A1 *	1/2007	Key	4/144.2
2007/0214553	A1 *	9/2007	Carromba et al.	4/144.4

* cited by examiner

Primary Examiner—Louis S Zarfes

Assistant Examiner—David G Muller

(74) *Attorney, Agent, or Firm*—Cislo & Thomas, LLP

(57) **CLAIM**

I claim the ornamental design for a personal urinary director for women, as shown and described herein.

DESCRIPTION

FIG. 1 is a perspective view of a personal urinary director for women;

FIG. 2. Is a left side-elevational view thereof;

FIG. 3. Is a front-elevational view thereof;

FIG. 4. Is a top plan view thereof;

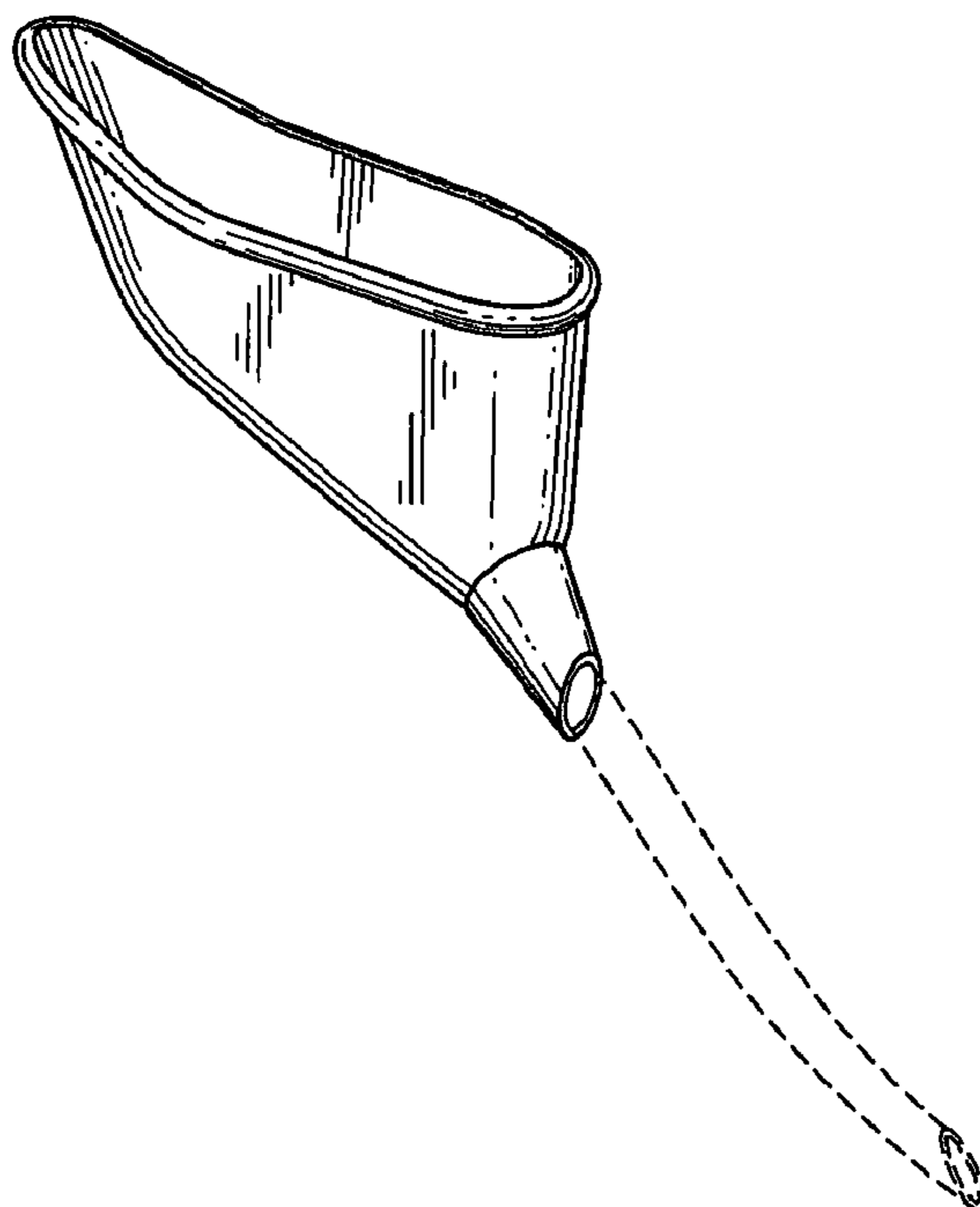
FIG. 5. Is a rear-elevational view thereof;

FIG. 6. is a right side-elevational view of the side not seen in FIG. 1 thereof; and,

FIG. 7. Is a bottom plan view thereof.

The broken line portions of the disclosure are for illustrative purposes only and form no part of the claimed design.

1 Claim, 2 Drawing Sheets



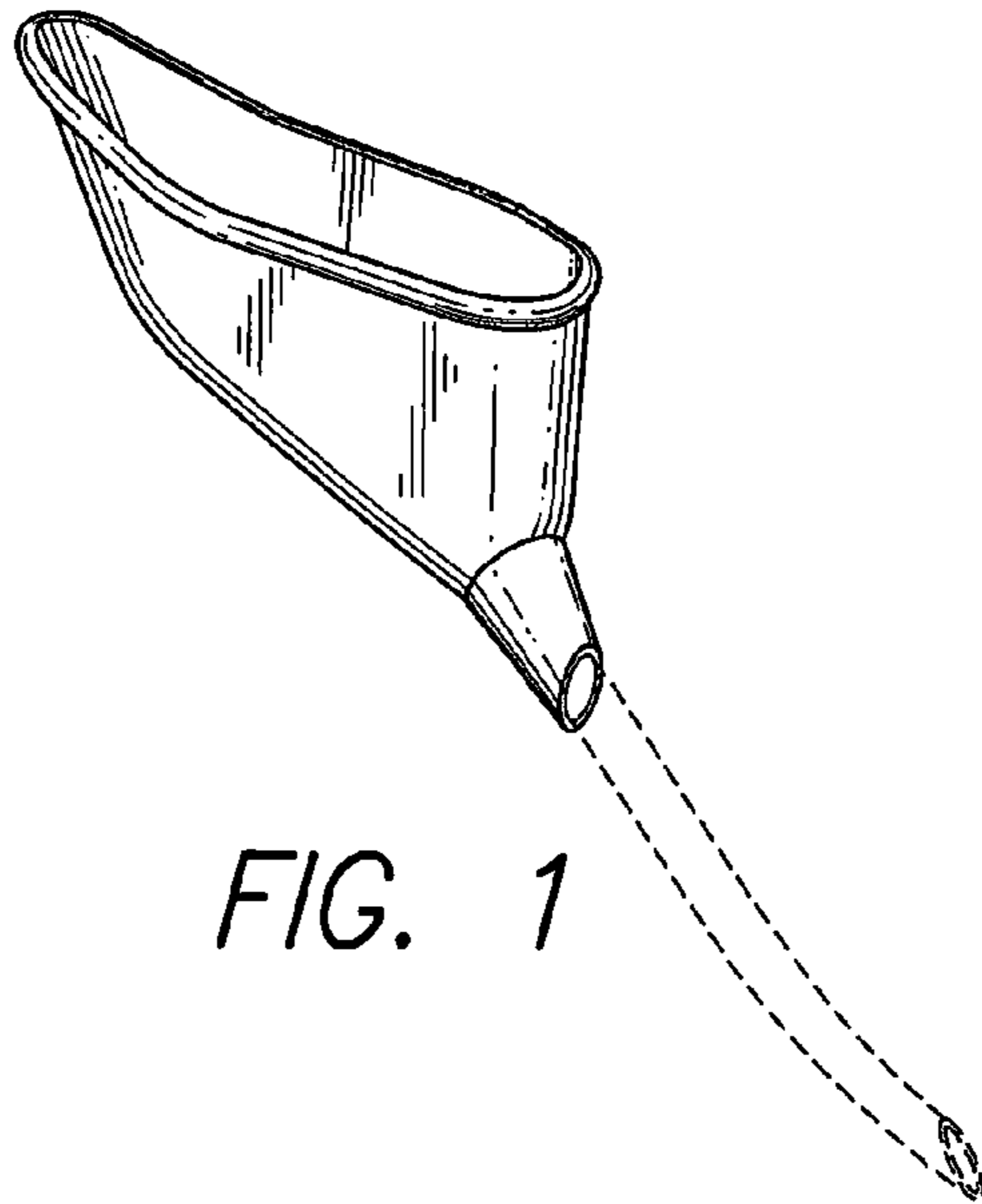


FIG. 1

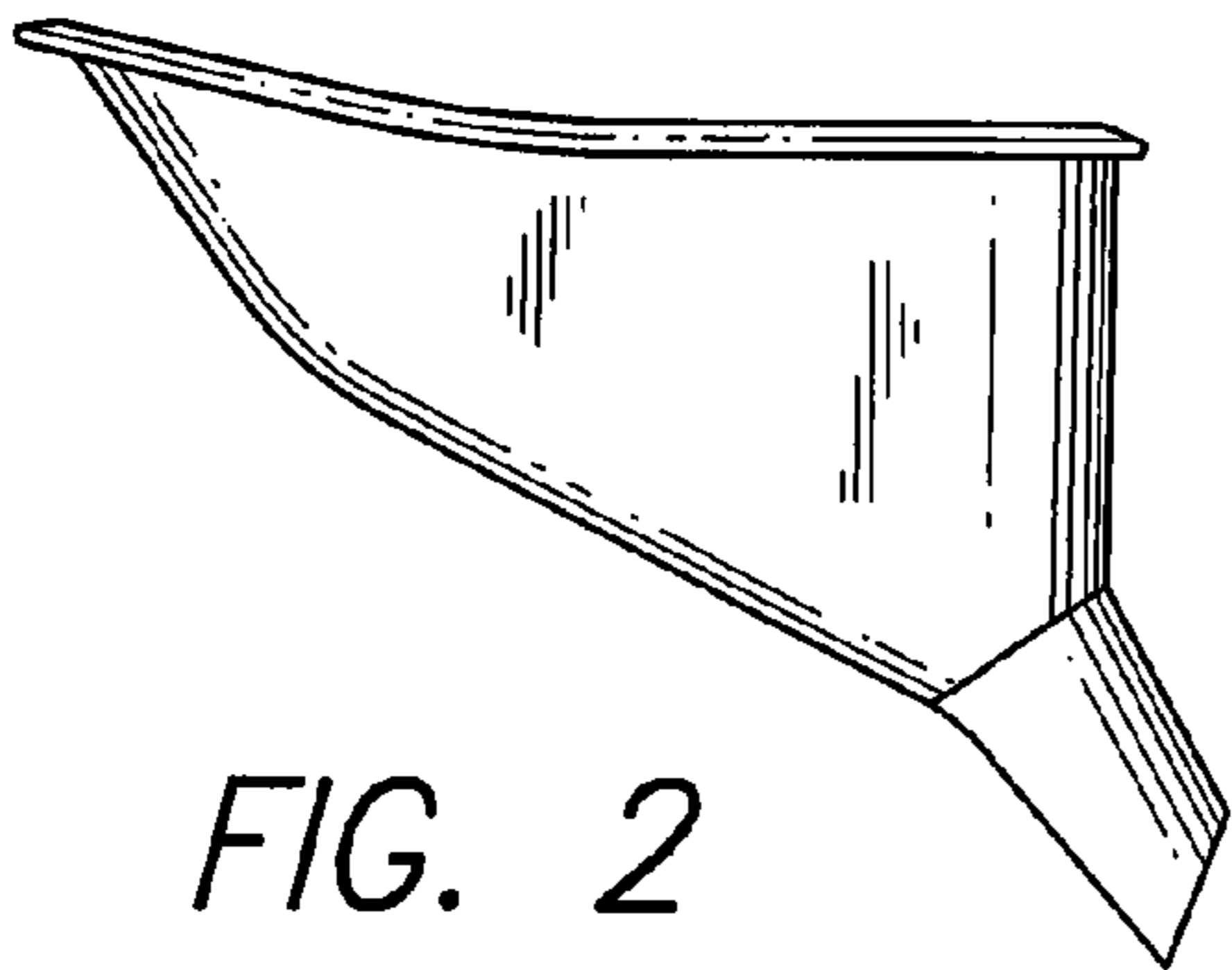


FIG. 2

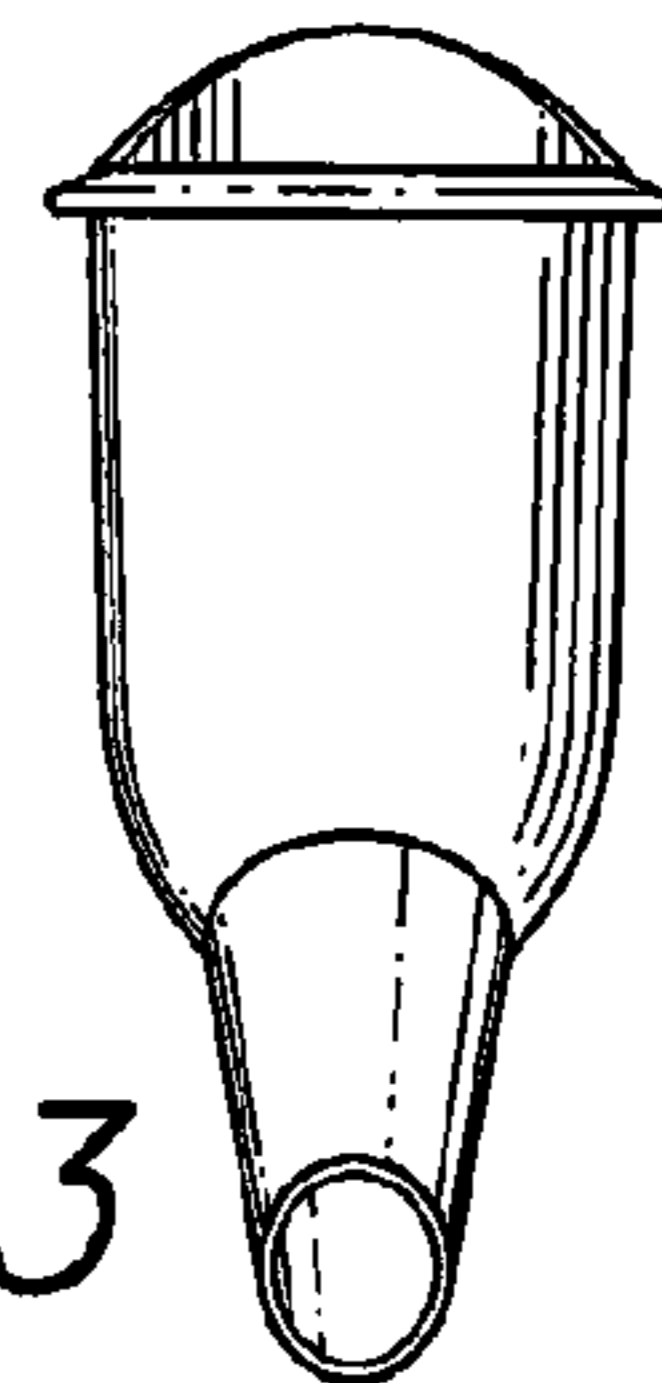


FIG. 3




FIG. 4

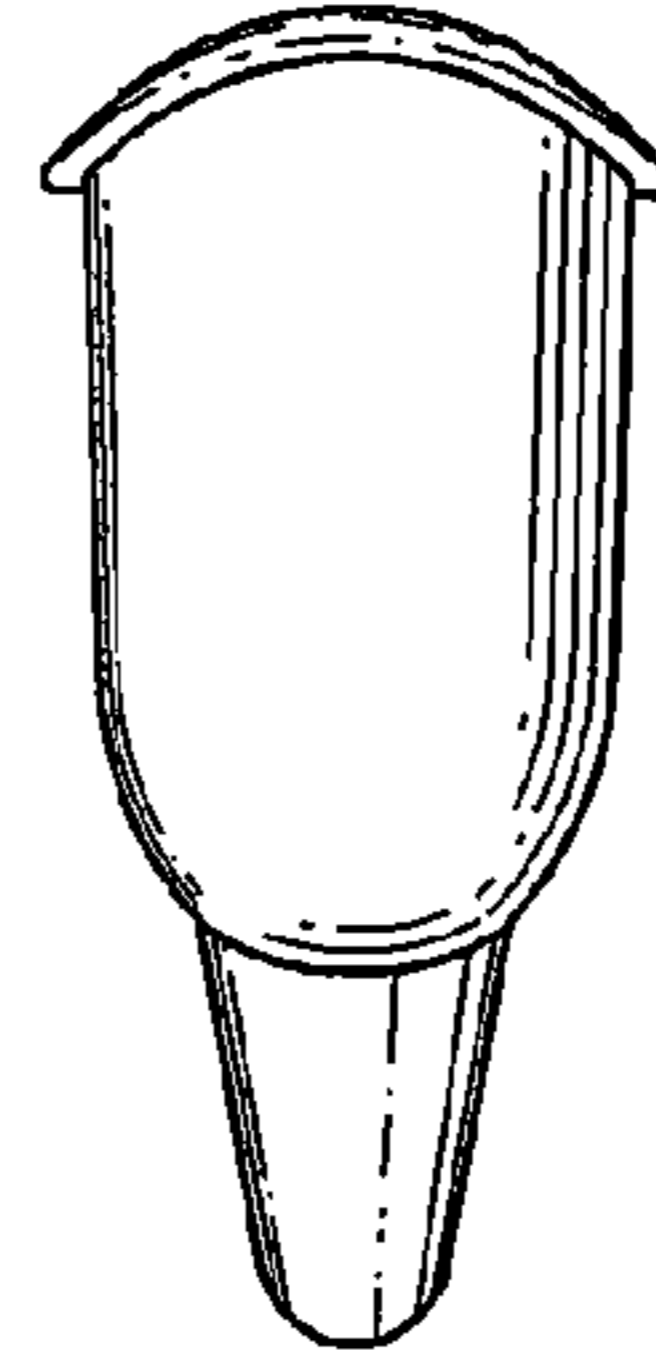


FIG. 5

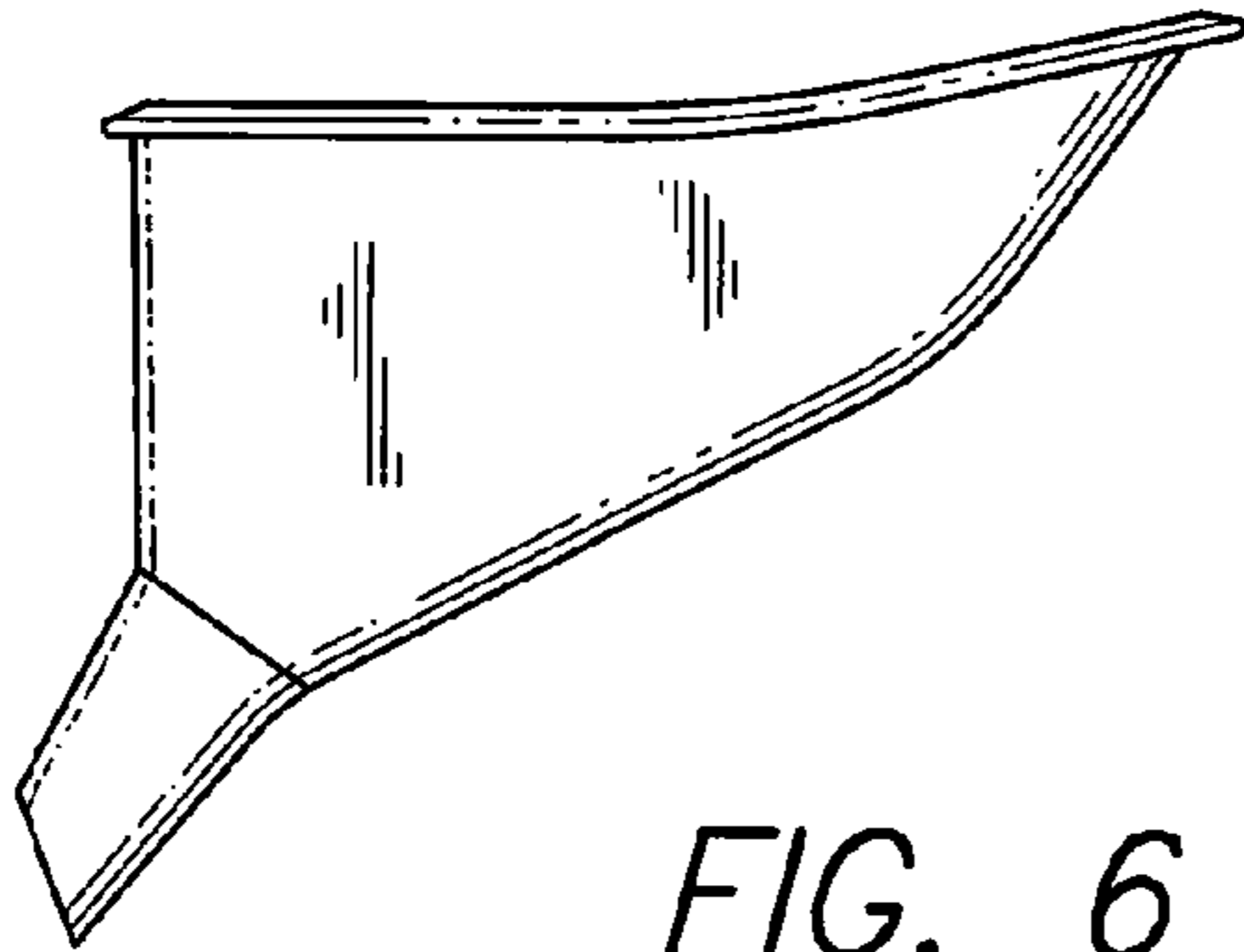


FIG. 6




FIG. 7