



US00D577431S

(12) **United States Design Patent**  
**Miyake et al.**

(10) **Patent No.:** **US D577,431 S**  
(45) **Date of Patent:** **\*\* Sep. 23, 2008**

(54) **CEILING VENTILATING FAN**

D566,257 S \* 4/2008 Deng ..... D23/371

(75) Inventors: **Hiroshi Miyake**, Kadoma (JP);  
**Nobuyuki Mase**, Kadoma (JP)

(73) Assignee: **Matsushita Electric Industrial Co., Ltd**, Osaka (JP)

(\*\*) Term: **14 Years**

(21) Appl. No.: **29/304,151**

(22) Filed: **Feb. 26, 2008**

(30) **Foreign Application Priority Data**

Feb. 4, 2008 (JP) ..... 2008-002329

(51) **LOC (8) Cl.** ..... **23-04**

(52) **U.S. Cl.** ..... **D23/385**

(58) **Field of Classification Search** ..... D23/385,  
D23/371, 370; 454/349, 354; D26/59, 72,  
D26/51, 81-88

See application file for complete search history.

(56) **References Cited**

**U.S. PATENT DOCUMENTS**

- D165,982 S \* 2/1952 Kennedy ..... D23/388
- D387,859 S 12/1997 Ukai et al.
- D401,682 S 11/1998 Galeazzi et al.
- D426,292 S 6/2000 Nanjo
- D433,116 S 10/2000 Han et al.
- D448,462 S 9/2001 Nanjo
- D453,375 S 2/2002 Peng
- D512,503 S 12/2005 Roland
- D543,270 S \* 5/2007 Miura et al. .... D23/385

**FOREIGN PATENT DOCUMENTS**

CN	3441336D	4/2005
CN	3441337D	4/2005
JP	D789394	6/1990
JP	D822967	11/1991
JP	D856089	12/1992
JP	D972902	1/1997
JP	D1193431	1/2004
JP	D1206477	5/2004

\* cited by examiner

*Primary Examiner*—Lisa P Lichtenstein

(74) *Attorney, Agent, or Firm*—Brinks Hofer Gilson & Lione

(57) **CLAIM**

We claim the ornamental design for a ceiling ventilating fan, as shown and described.

**DESCRIPTION**

FIG. 1 is a front perspective view of a ceiling ventilating fan of the present invention;

FIG. 2 is a front view thereof;

FIG. 3 is a top view thereof;

FIG. 4 is a bottom view thereof;

FIG. 5 is a first side view thereof;

FIG. 6 is a second side view thereof; and,

FIG. 7 is a rear view thereof.

The broken line showing of the body of the ceiling ventilating fan is included for the purpose of illustrating environmental structure and forms no part of the claimed design.

**1 Claim, 3 Drawing Sheets**

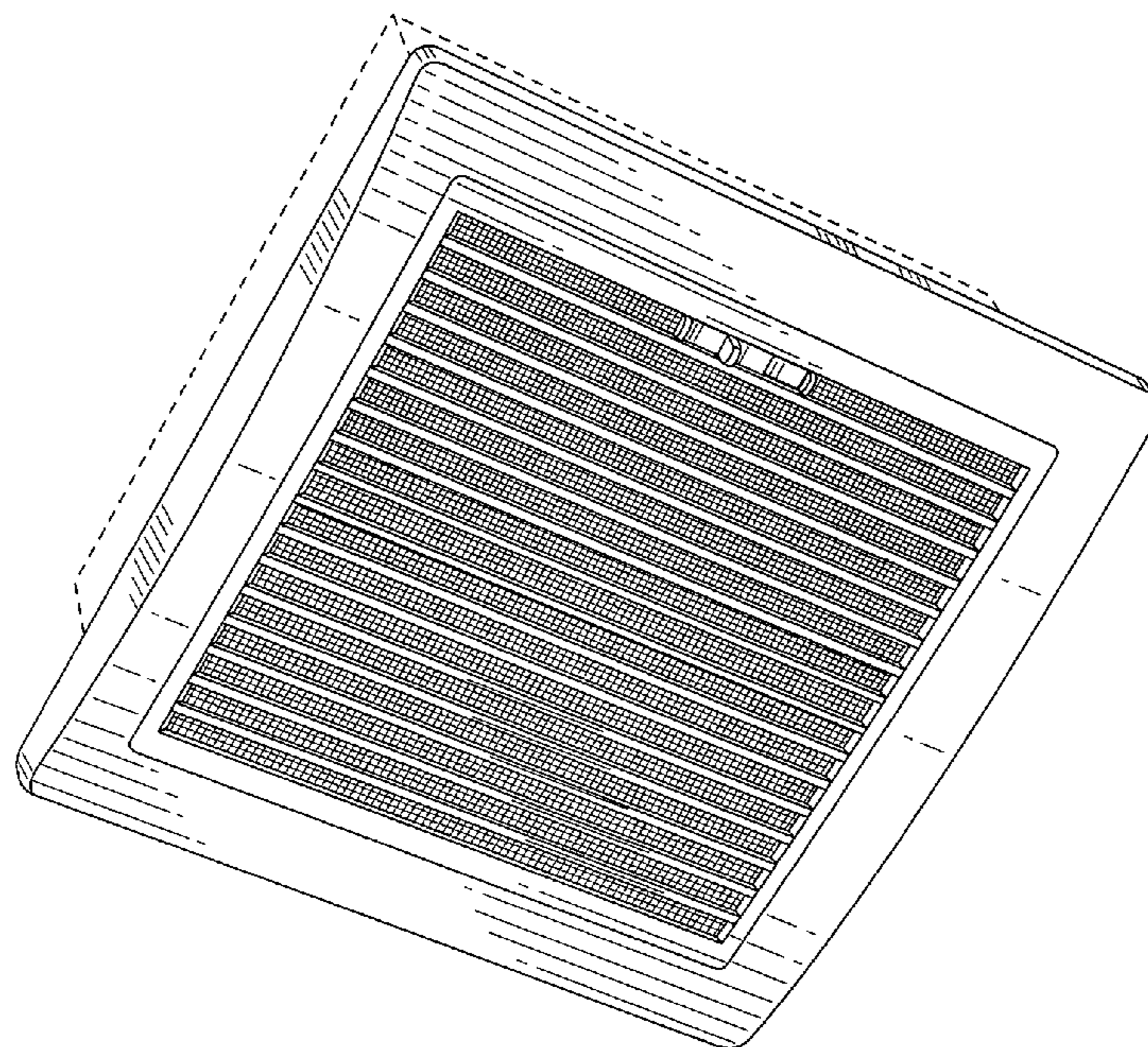


FIG.1

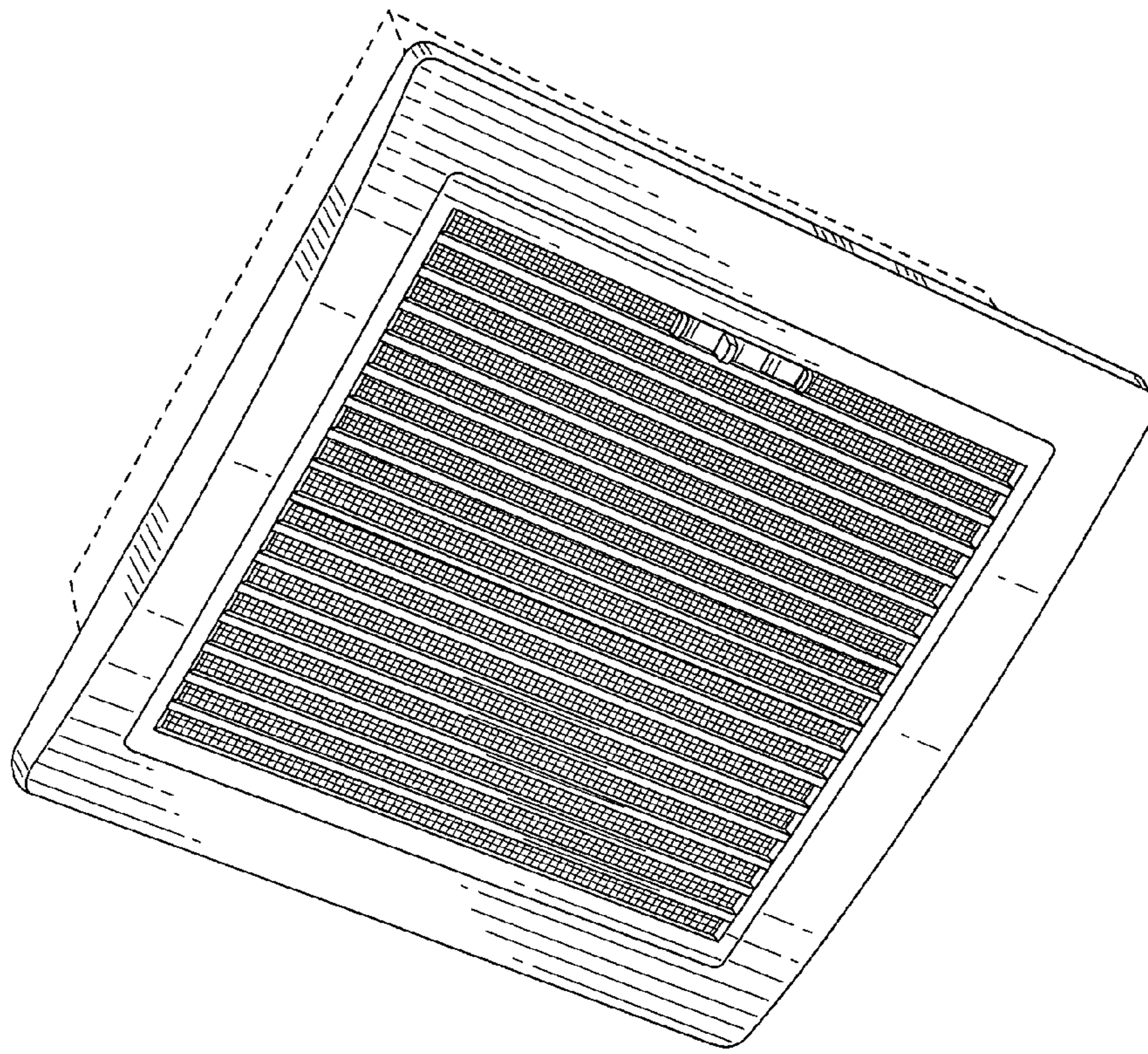


FIG.2




FIG.3

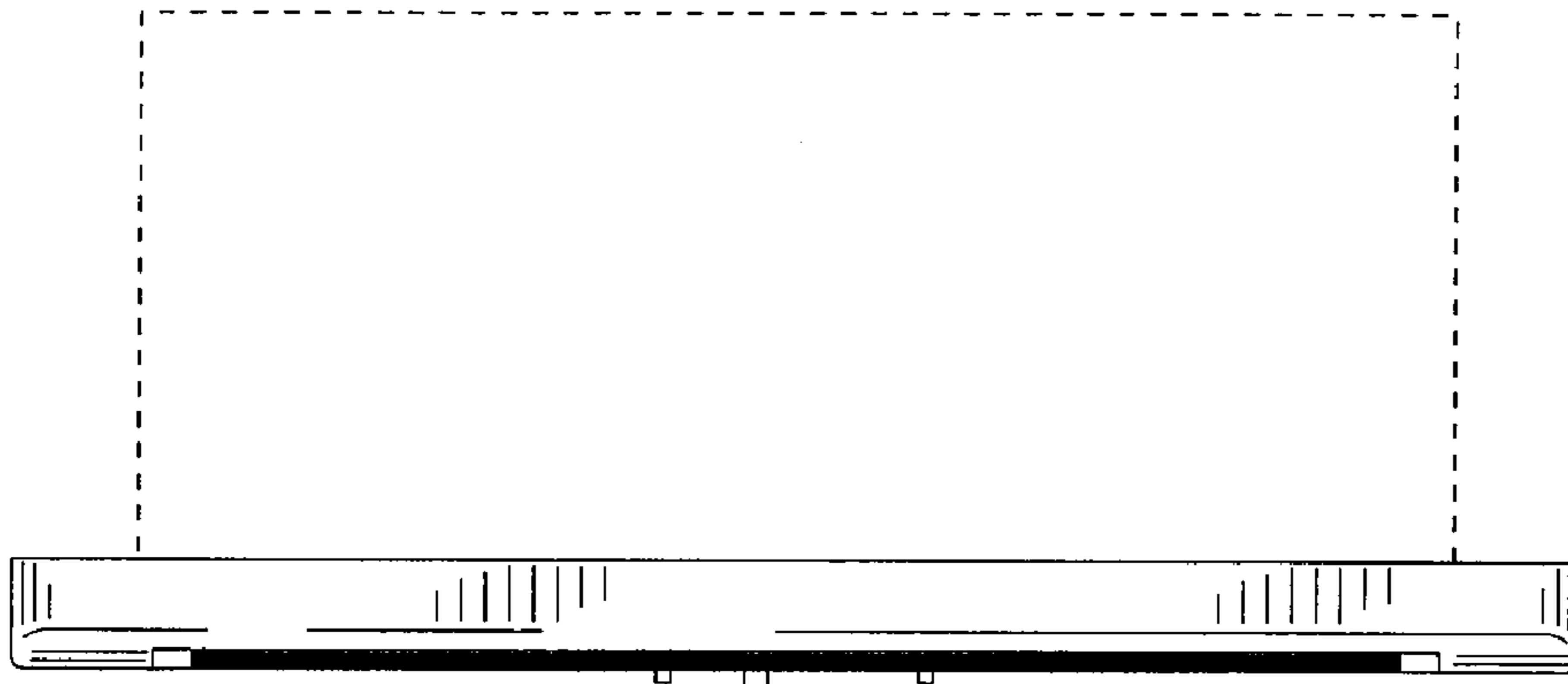


FIG.4

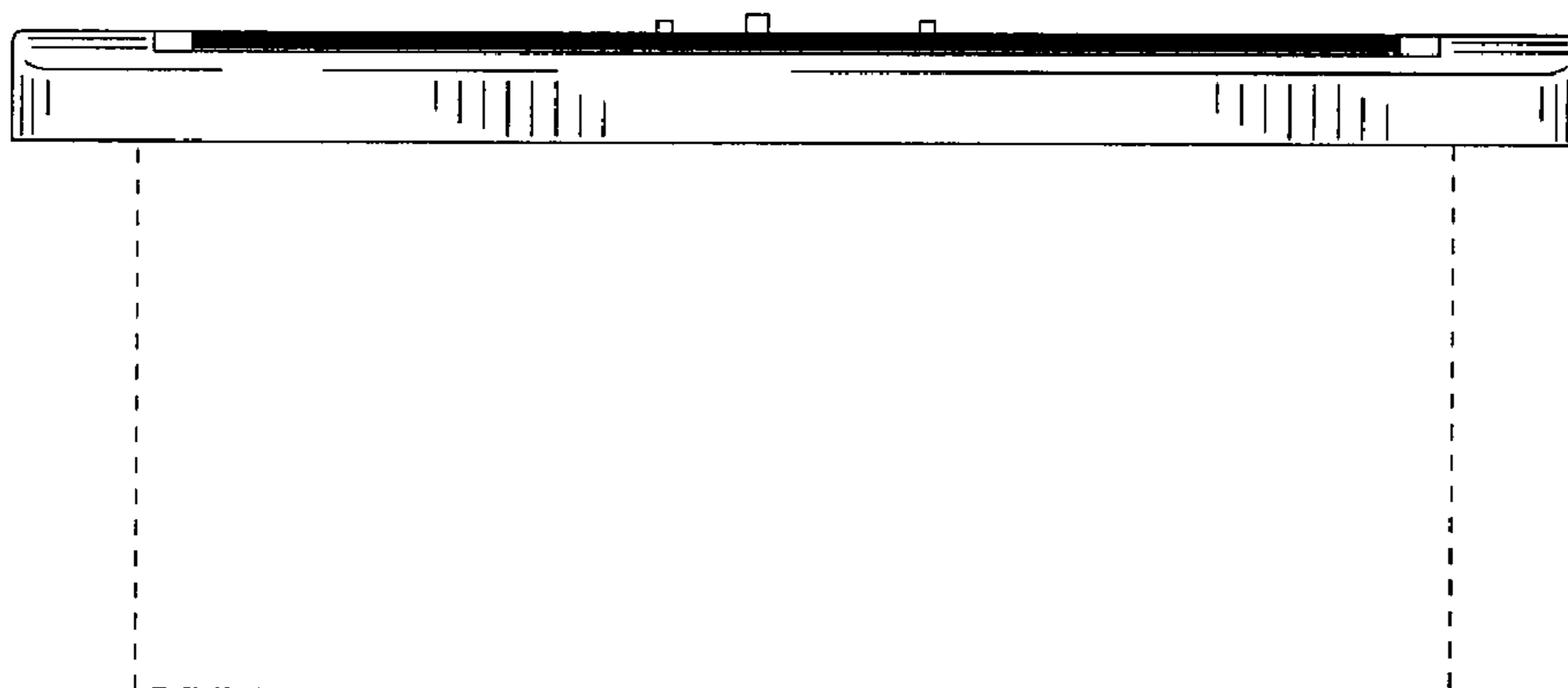


FIG.5

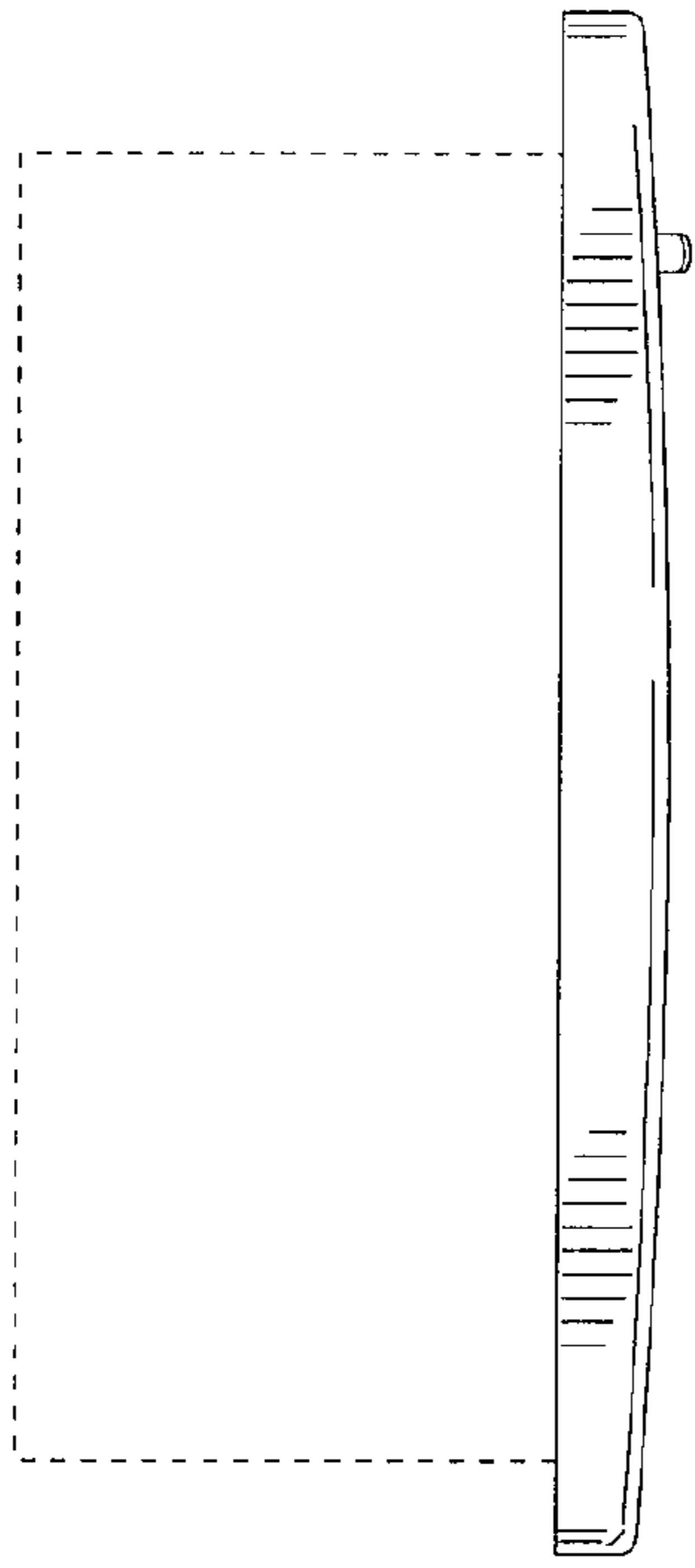


FIG.6

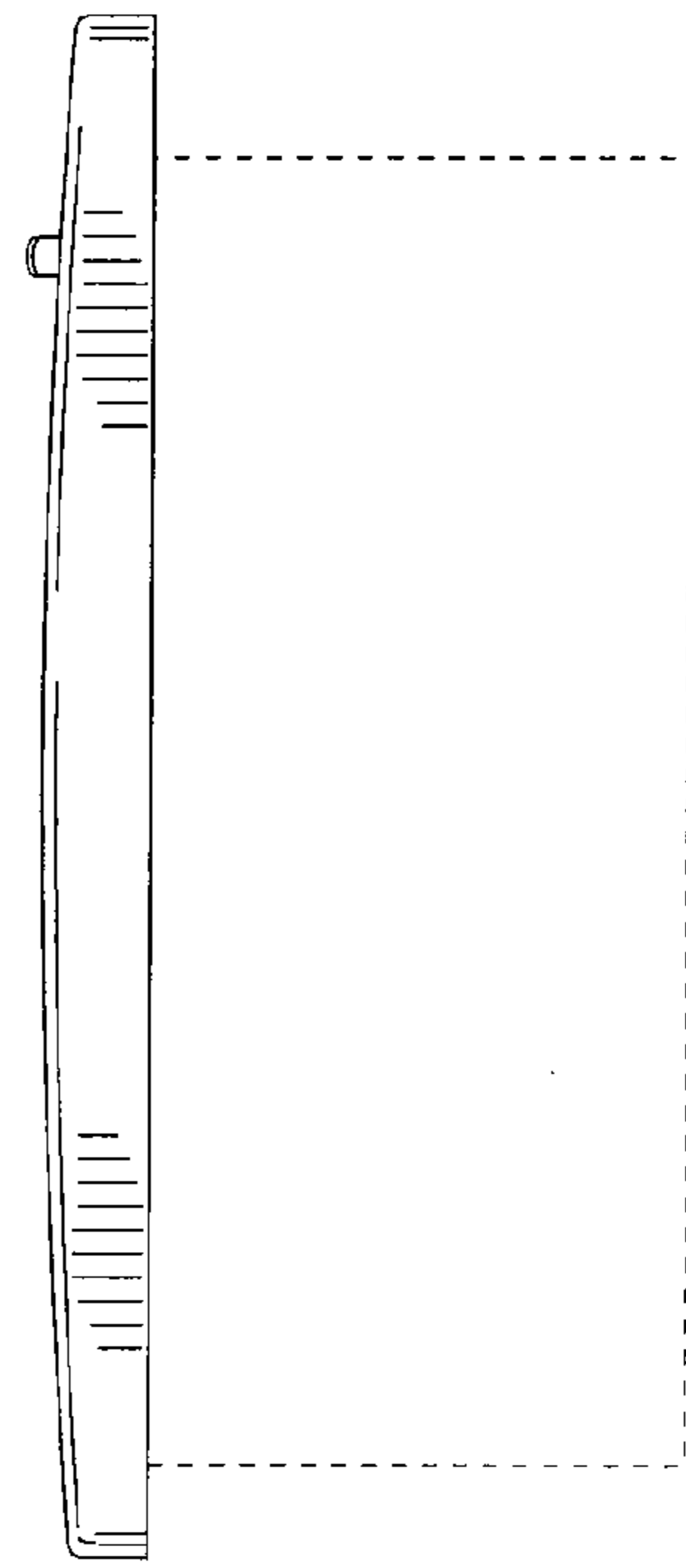


FIG.7

