



US00D577427S

(12) **United States Design Patent**  
**Spiegel**

(10) **Patent No.:** **US D577,427 S**

(45) **Date of Patent:** **\*\* Sep. 23, 2008**

(54) **AIR PURIFIER**

(75) Inventor: **Peter Spiegel**, Los Angeles, CA (US)

(73) Assignee: **Sylmark Holdings Limited** (IE)

(\*\*) Term: **14 Years**

(21) Appl. No.: **29/295,300**

(22) Filed: **Sep. 25, 2007**

(51) **LOC (8) Cl.** ..... **23-04**

(52) **U.S. Cl.** ..... **D23/364**

(58) **Field of Classification Search** ..... D23/364,  
D23/355, 356, 359, 360, 362, 352, 366, 369,  
D23/332, 333, 335, 336, 342, 351, 328; 422/120,  
422/122; 55/356, 473, 504; 210/497.1; 96/97;  
D14/188, 170, 172; 261/DIG. 17, DIG. 65,  
261/DIG. 88, DIG. 31; D32/21; D3/255  
See application file for complete search history.

(56) **References Cited**

**U.S. PATENT DOCUMENTS**

|              |         |               |       |         |
|--------------|---------|---------------|-------|---------|
| D308,415 S * | 6/1990  | Kunze         | ..... | D23/366 |
| D322,849 S * | 12/1991 | Williams      | ..... | D23/366 |
| D339,632 S * | 9/1993  | Immel         | ..... | D23/351 |
| D366,520 S * | 1/1996  | Muderlak      | ..... | D23/366 |
| D374,920 S * | 10/1996 | Muller et al. | ..... | D23/351 |
| D407,807 S * | 4/1999  | Rao           | ..... | D23/351 |

|              |         |              |       |         |
|--------------|---------|--------------|-------|---------|
| D425,609 S * | 5/2000  | Hyon         | ..... | D23/359 |
| D429,805 S * | 8/2000  | Hyon         | ..... | D23/359 |
| D487,140 S * | 2/2004  | Gao          | ..... | D23/335 |
| D518,160 S * | 3/2006  | Normark      | ..... | D23/366 |
| D547,849 S * | 7/2007  | Francisquini | ..... | D23/351 |
| D548,824 S * | 8/2007  | Christianson | ..... | D23/364 |
| D553,718 S * | 10/2007 | Shapiro      | ..... | D23/335 |

\* cited by examiner

*Primary Examiner*—Louis S Zarfaz

*Assistant Examiner*—David G Muller

(74) *Attorney, Agent, or Firm*—Kathy Mojibi Kavcioglu

(57) **CLAIM**

I claim the ornamental design of an air purifier, as shown and described.

**DESCRIPTION**

FIG. 1 is a perspective view of a preferred embodiment of the air purifier of the present invention;

FIG. 2 is a front view thereof;

FIG. 3 is a right side view thereof;

FIG. 4 is a left side view thereof;

FIG. 5 is a rear view thereof; and,

FIG. 6 is a top plan view thereof.

**1 Claim, 6 Drawing Sheets**

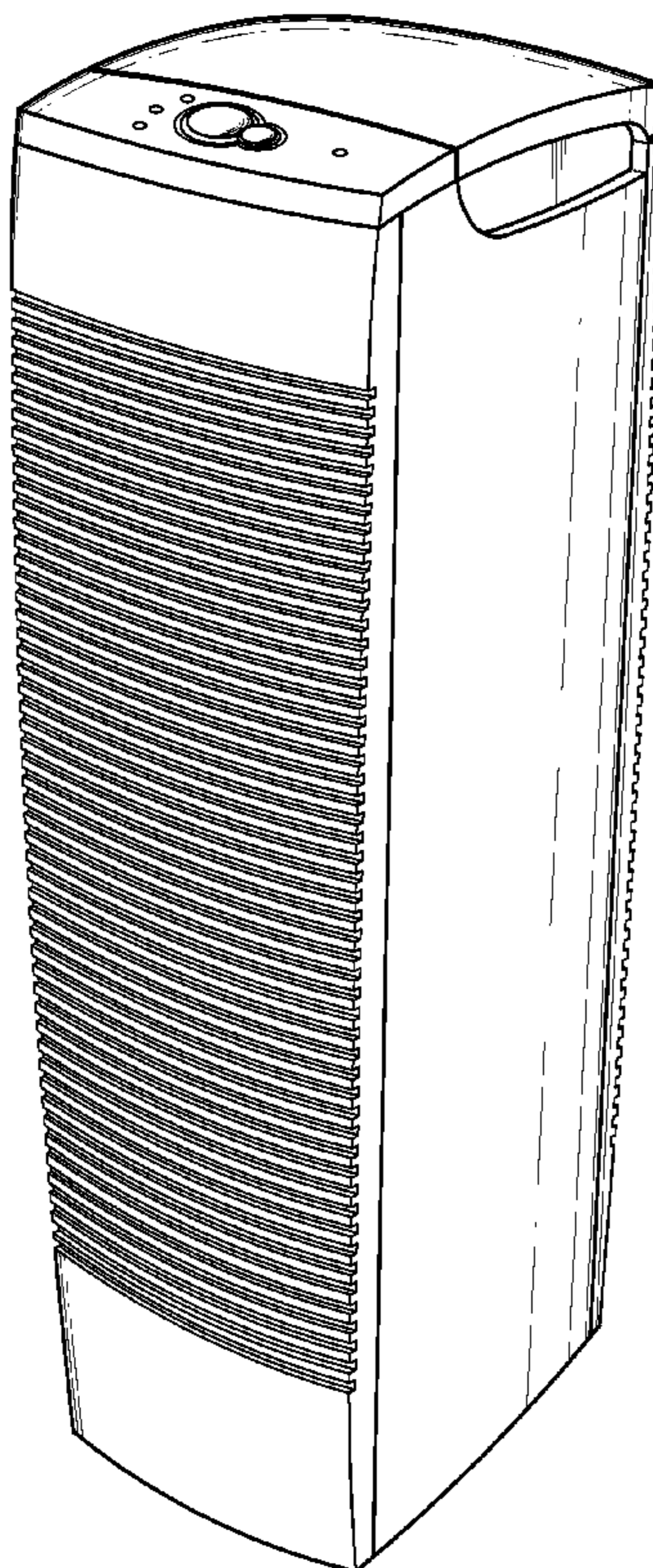
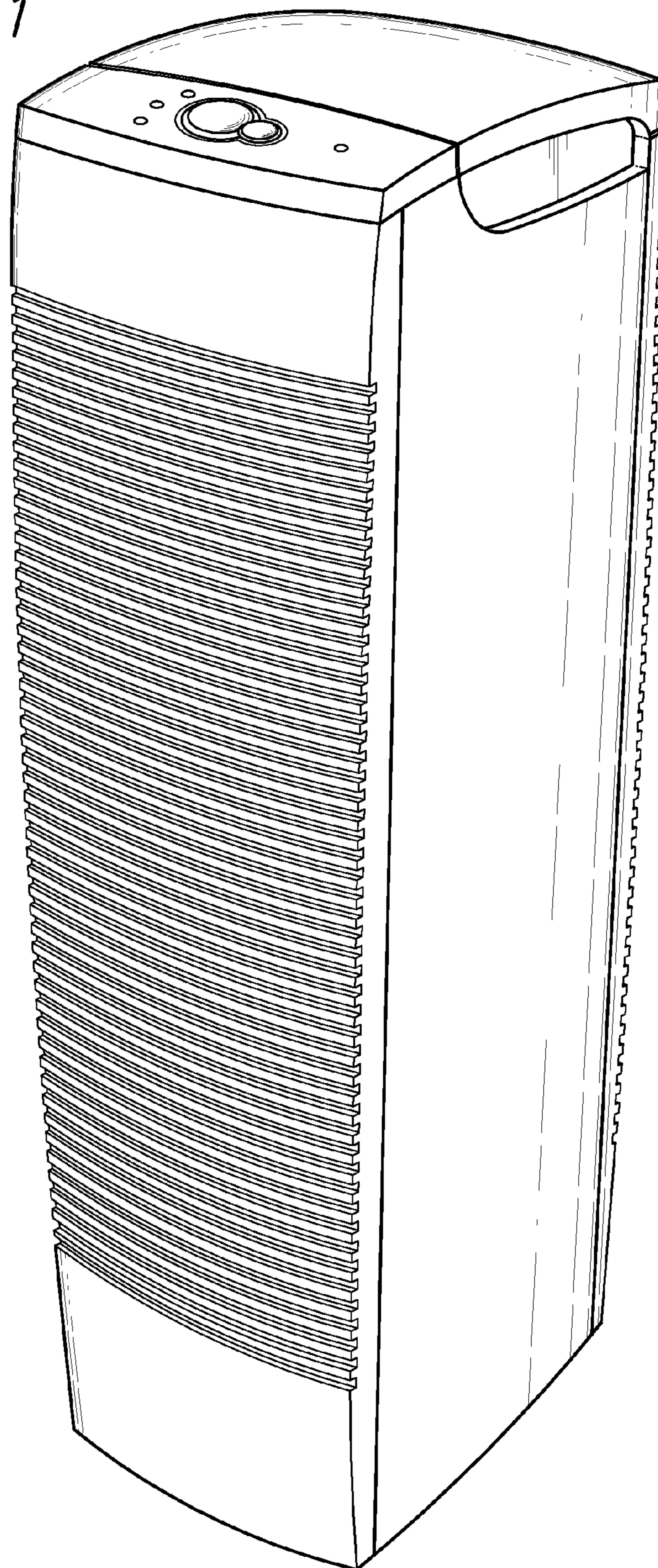


FIG. 1






FIG. 2




FIG. 3




FIG. 4


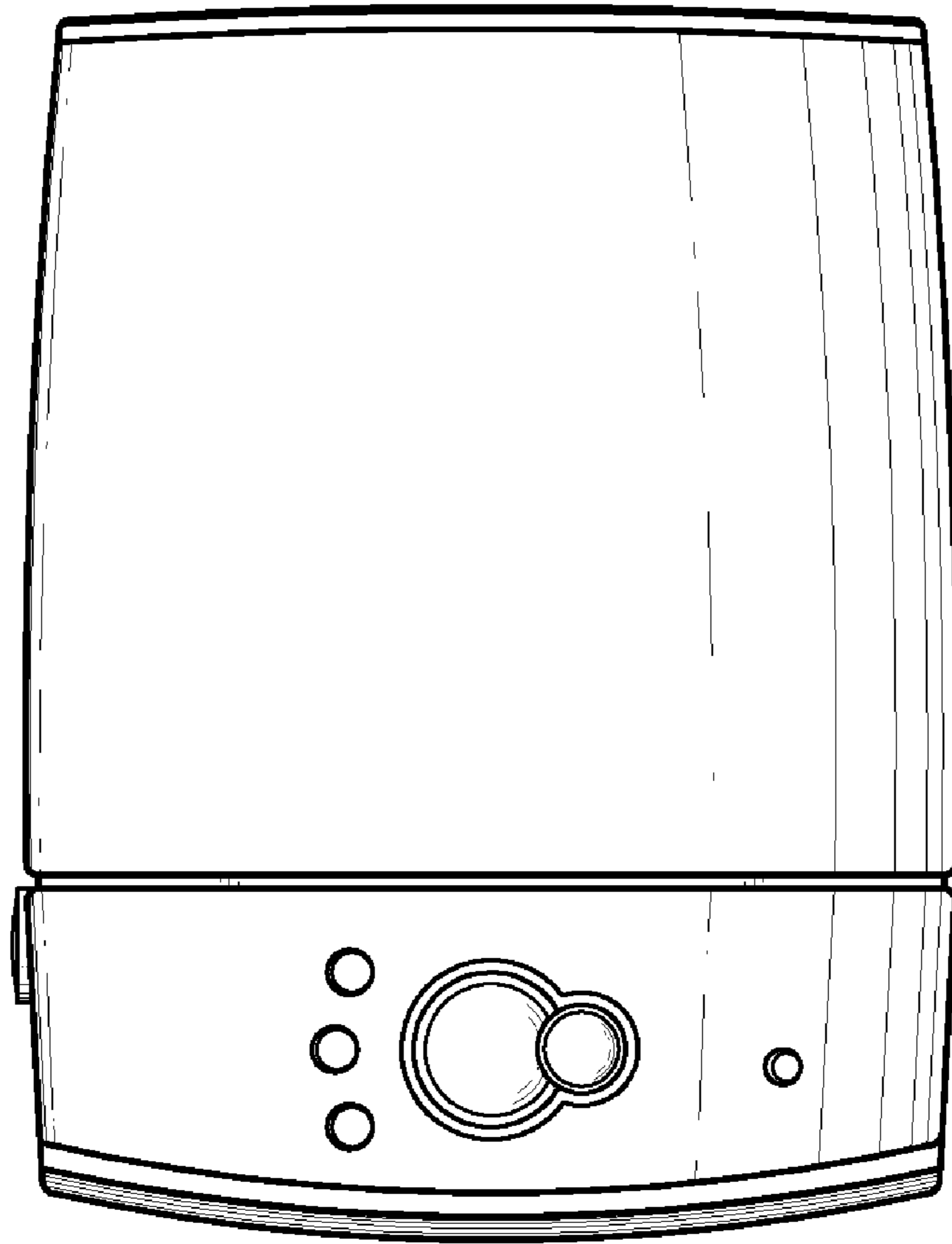


FIG. 5



*FIG. 6*