



US00D577421S

(12) **United States Design Patent**
Williams

(10) **Patent No.:** **US D577,421 S**

(45) **Date of Patent:** **** Sep. 23, 2008**

(54) **FAUCET**

(75) Inventor: **Emilie Williams**, Chicago, IL (US)

(73) Assignee: **Masco Corporation of Indiana**,
Indianapolis, IN (US)

(**) Term: **14 Years**

(21) Appl. No.: **29/303,489**

(22) Filed: **Feb. 11, 2008**

(51) **LOC (8) Cl.** **23-01**

(52) **U.S. Cl.** **D23/238**

(58) **Field of Classification Search** D23/200,
D23/235, 238-257; D6/512, 546, 550; D8/303,
D8/307-308, 310-312, 321; 4/675-678;
137/801; 16/110.1, 441

See application file for complete search history.

(56) **References Cited**

U.S. PATENT DOCUMENTS

D426,619 S *	6/2000	Sawhney et al.	D23/243
D432,635 S *	10/2000	Spangler	D23/255
D441,429 S *	5/2001	Mullenmeister	D23/238
D517,169 S *	3/2006	Ogata et al.	D23/238
D523,535 S *	6/2006	Fritz	D23/255
D534,619 S *	1/2007	Garner	D23/238

D541,906 S *	5/2007	Qing	D23/238
D548,308 S *	8/2007	Hoernig	D23/238
D556,863 S *	12/2007	Demmer et al.	D23/235
D569,950 S *	5/2008	Williams	D23/238

* cited by examiner

Primary Examiner—Loius Zarfaz

Assistant Examiner—Mark Cavanna

(74) *Attorney, Agent, or Firm*—Leon E. Redman; Lloyd D. Doigan

(57) **CLAIM**

The ornamental design for a faucet, as shown and described.

DESCRIPTION

FIG. 1 is a front perspective view of a faucet showing my design;

FIG. 2 is a front elevational view thereof;

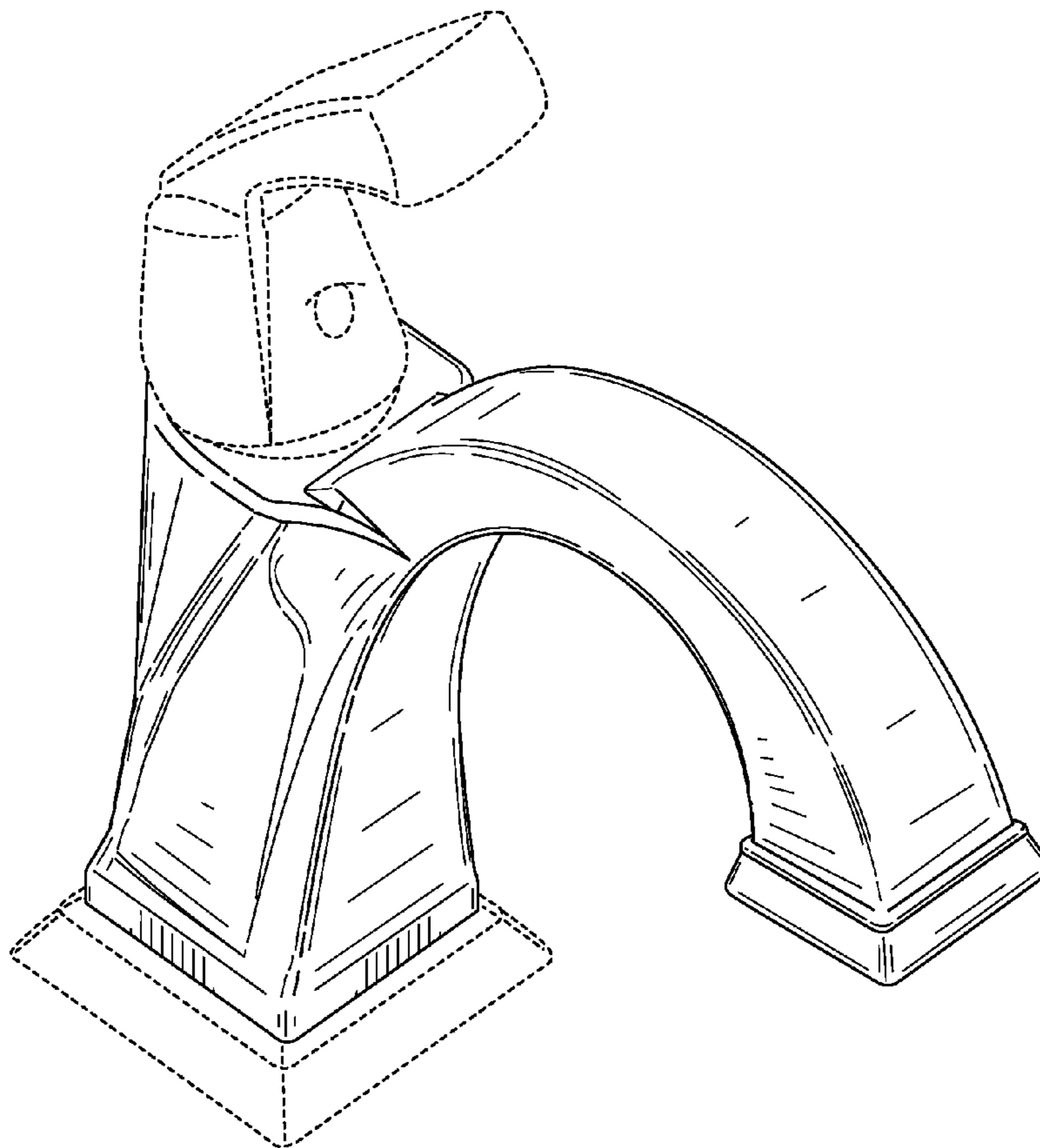
FIG. 3 is a right side elevational view thereof; the left side elevational view being a mirror image thereof;

FIG. 4 is a rear elevational view thereof; and,

FIG. 5 is a top plan view thereof.

The broken lines in the Figures are for illustrative purposes only and form no part of the claimed design.

1 Claim, 5 Drawing Sheets



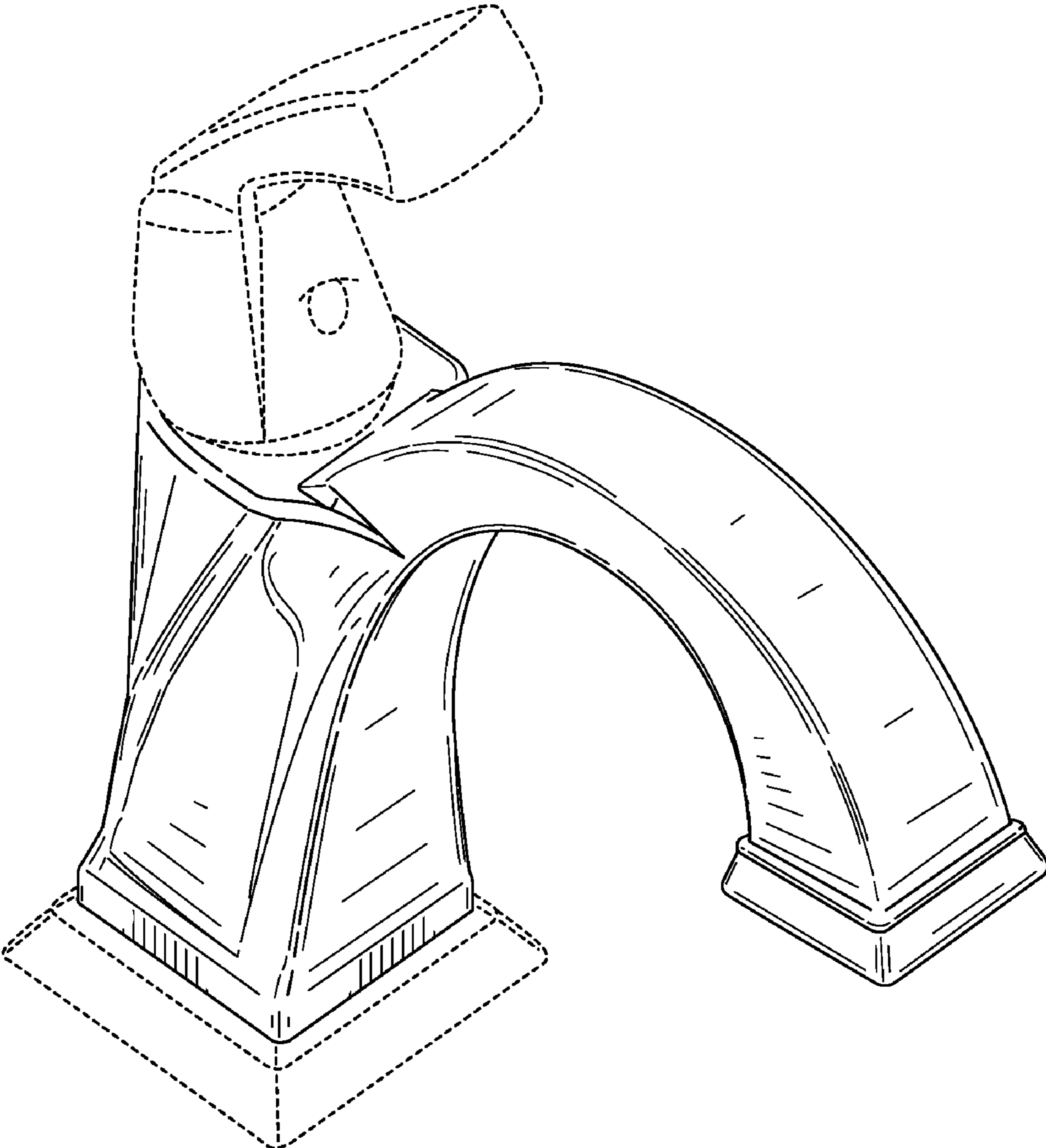


FIG. 1

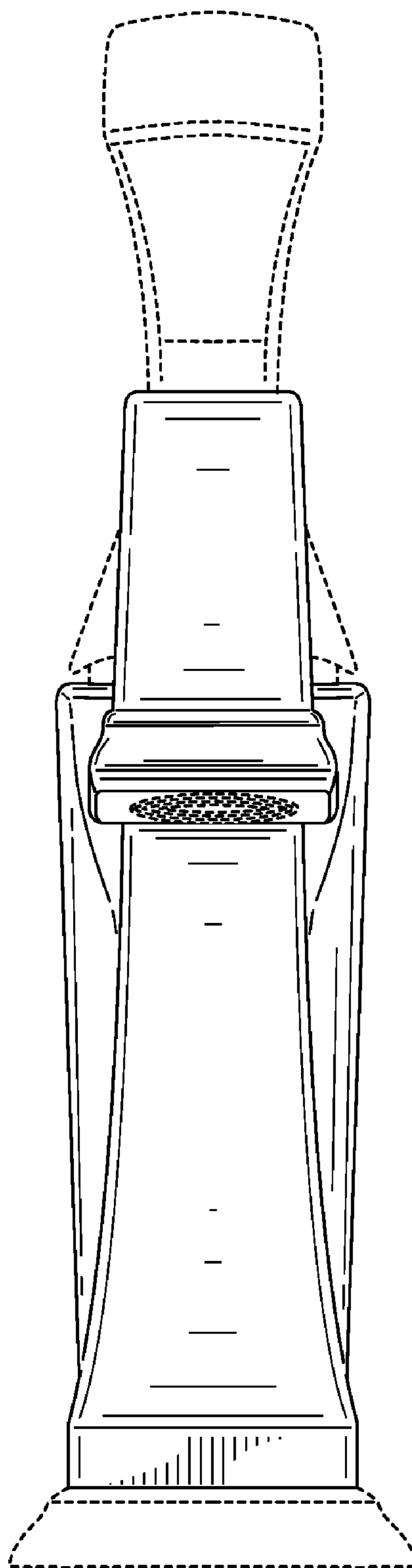


FIG. 2

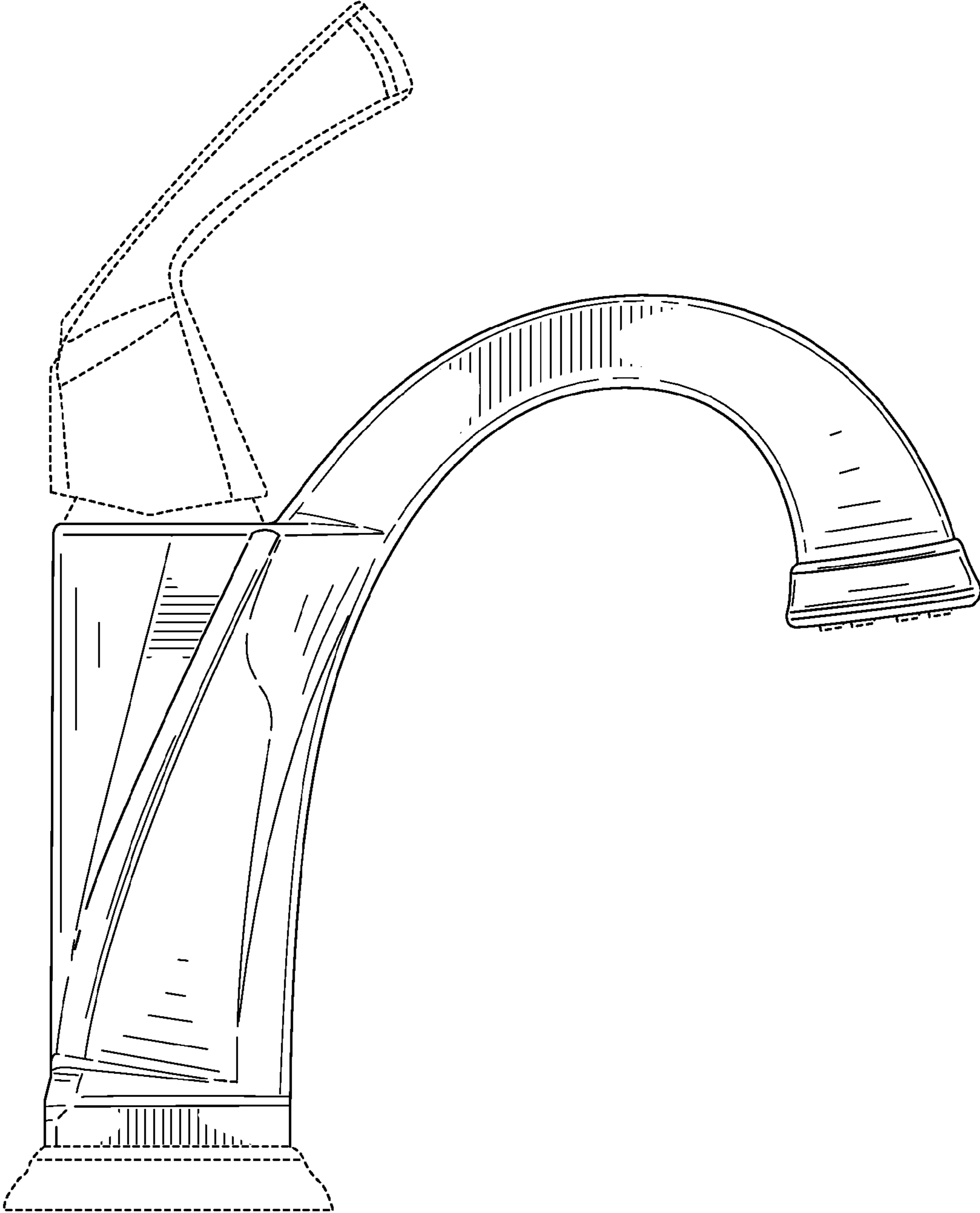


FIG. 3

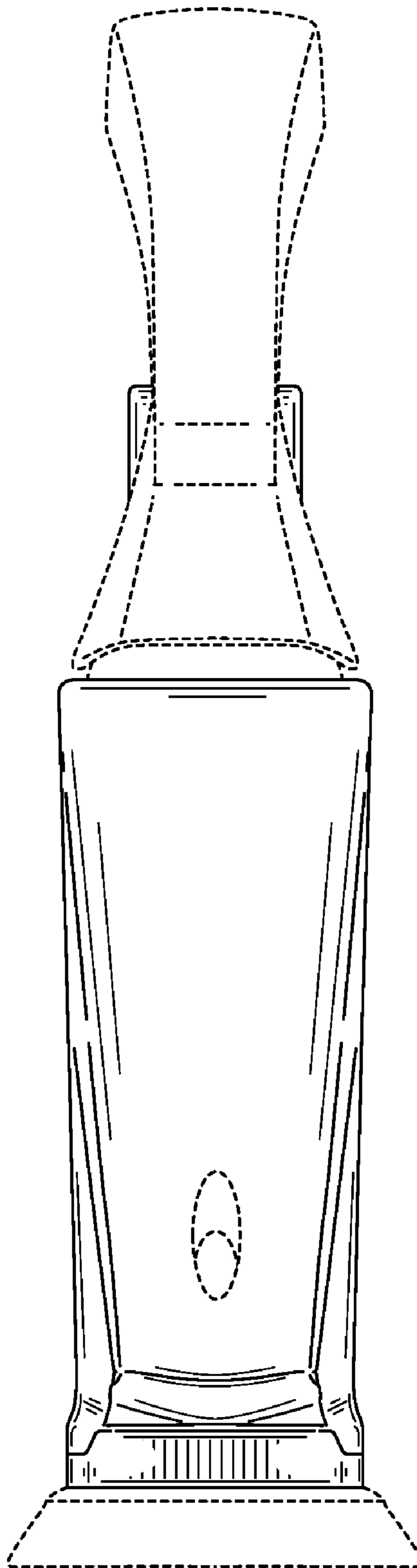


FIG. 4

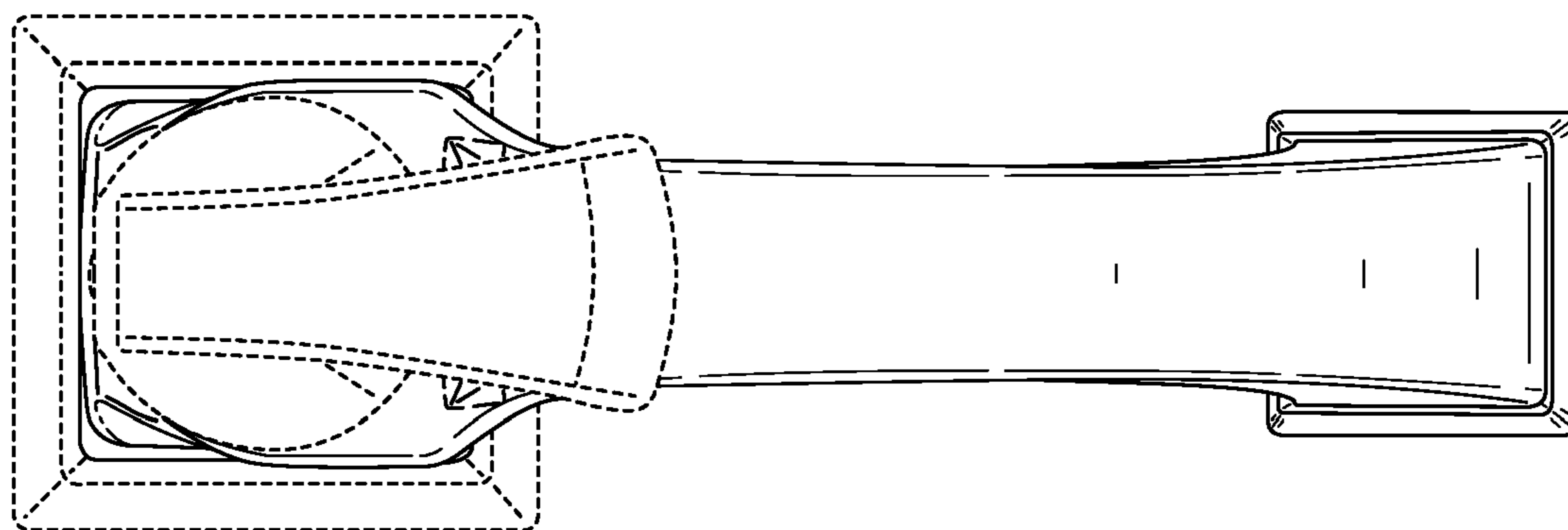


FIG. 5