



US00D577389S

(12) **United States Design Patent**  
**Lo et al.**

(10) **Patent No.:** **US D577,389 S**  
(45) **Date of Patent:** **\*\* Sep. 23, 2008**

(54) **BUBBLE MACHINE**

(75) Inventors: **Lap Shun Lo**, Hong Kong (CN); **Wai Chung Lo**, Hong Kong (CN)

(73) Assignee: **Wing Hing Manufacturing Co., Ltd.**, Hong Kong (CN)

(\*\*) Term: **14 Years**

(21) Appl. No.: **29/302,655**

(22) Filed: **Jan. 22, 2008**

(51) **LOC (8) Cl.** ..... **21-01**

(52) **U.S. Cl.** ..... **D21/401**

(58) **Field of Classification Search** ..... D21/401,  
D21/402, 405, 707-714; D3/271.9; D7/901;  
D9/668; D10/6, 46.1, 54; D11/157; D14/189,  
D14/207; D19/82, 95, 97, 77; D23/367;  
D26/94; D99/28, 37; 446/15-21, 76, 267,  
446/475; 473/569-614

See application file for complete search history.

(56) **References Cited**

**U.S. PATENT DOCUMENTS**

D44,625 S *	9/1913	DeYous	.....	D99/36
D153,814 S *	5/1949	Margolis	.....	D20/32
4,133,138 A *	1/1979	Coons	.....	446/16
D292,991 S *	12/1987	Adler	.....	D19/78
4,764,141 A *	8/1988	D'Andrade	.....	446/16
D490,861 S *	6/2004	Buzzelli	.....	D21/401
D507,305 S *	7/2005	Dill	.....	D19/90
2002/0090878 A1 *	7/2002	Holmes	.....	446/15
2006/0052028 A1 *	3/2006	Thai	.....	446/16
2007/0270073 A1 *	11/2007	Thai	.....	446/15

**OTHER PUBLICATIONS**

Wing Hing, Item No. 60043, Bubble Machine—Baseball, Date of use 2007.

Wing Hing, Item No. 60043, Sports Bubbles, 4 assorted styles, Date of use 2007.

\* cited by examiner

*Primary Examiner*—Catherine Tuttle

(74) *Attorney, Agent, or Firm*—Baker & McKenzie LLP

(57) **CLAIM**

The ornamental design for a bubble machine, as shown and described.

**DESCRIPTION**

FIG. 1 is a top perspective view of a bubble machine in accordance with our design;

FIG. 2 is a side elevation view of the bubble machine in accordance with our design, the opposite side being a mirror image of that shown;

FIG. 3 is a front elevation view of the bubble machine in accordance with our design;

FIG. 4 is a back elevation view of the bubble machine in accordance with our design;

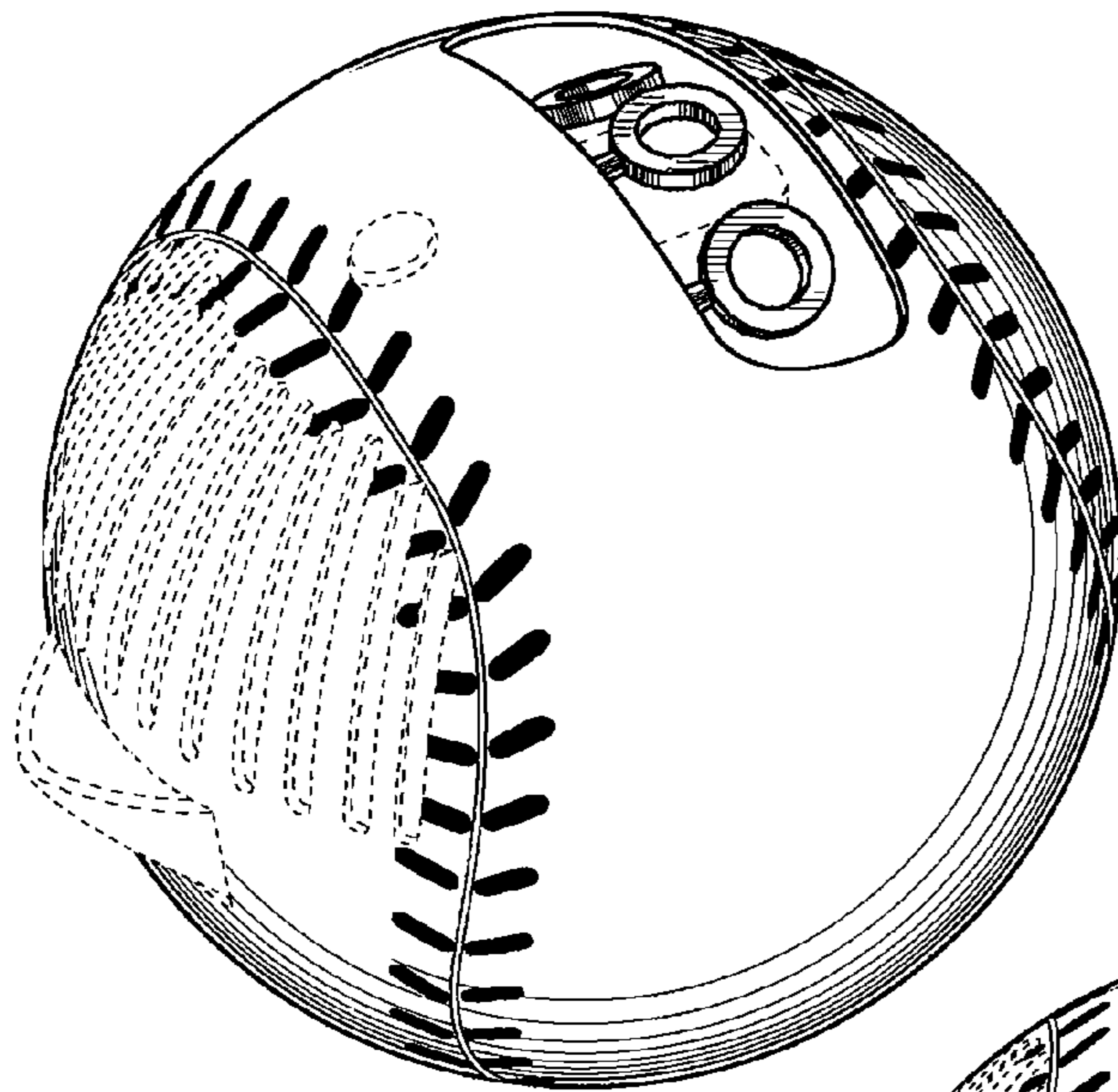
FIG. 5 is a top plan view of the bubble machine in accordance with our design; and,

FIG. 6 is a bottom plan view of the bubble machine in accordance with our design.

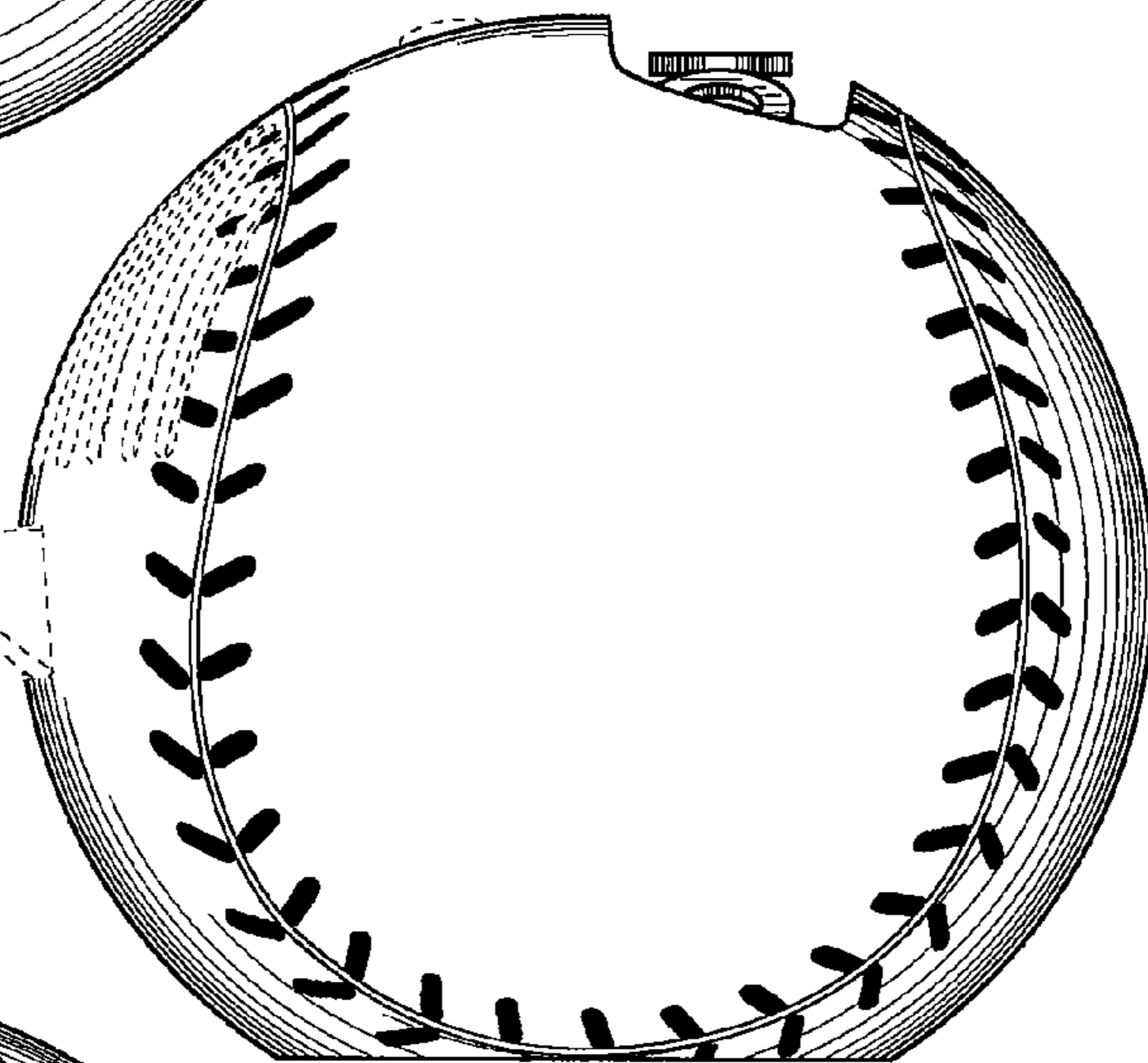
The broken lines are included for the purpose of illustrating portions of the bubble machine that form no part of the claimed design. The appearance of the unshaded portions within the upper opening forms no part of the claimed design.

**1 Claim, 2 Drawing Sheets**

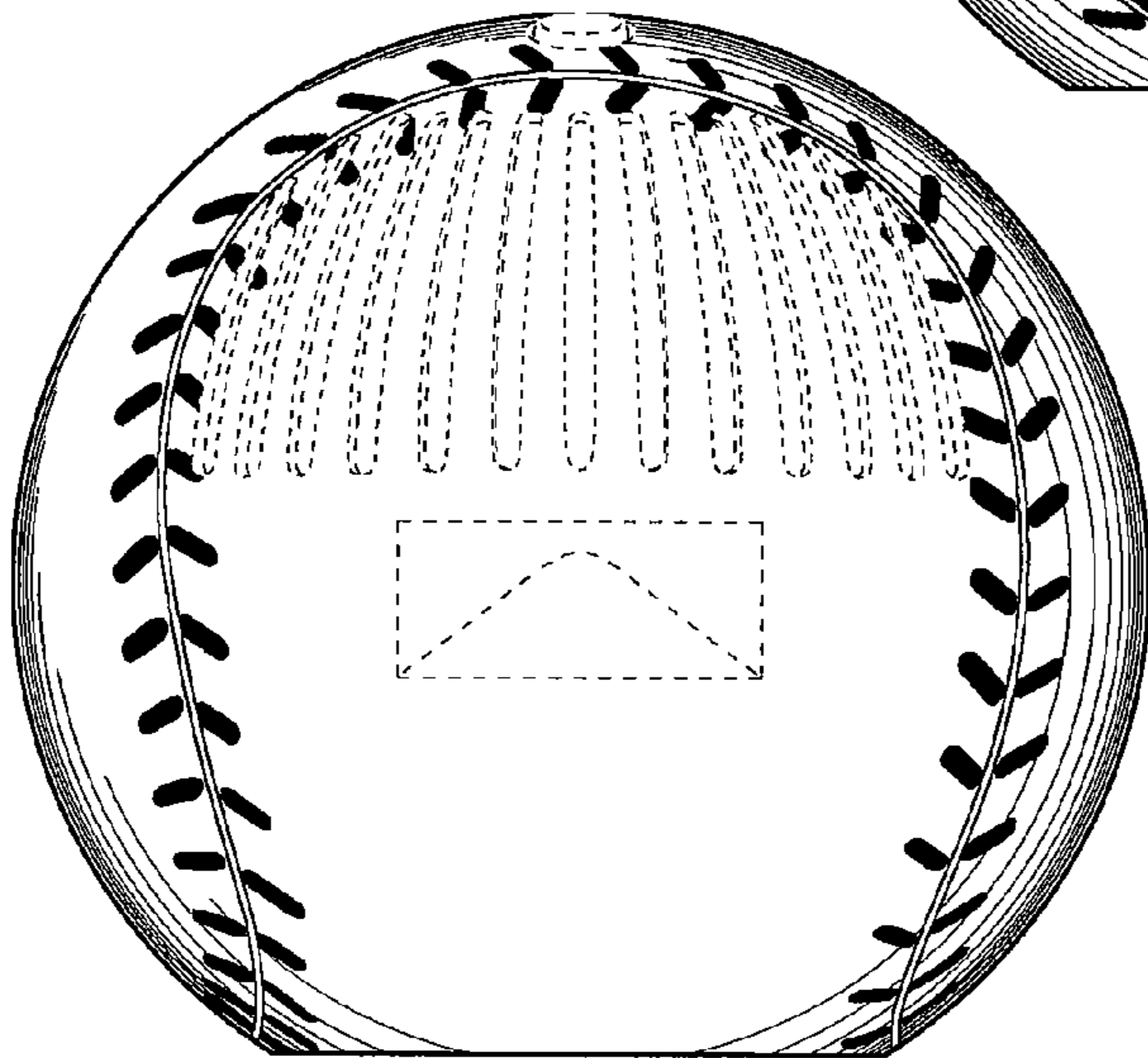




*Fig.1*



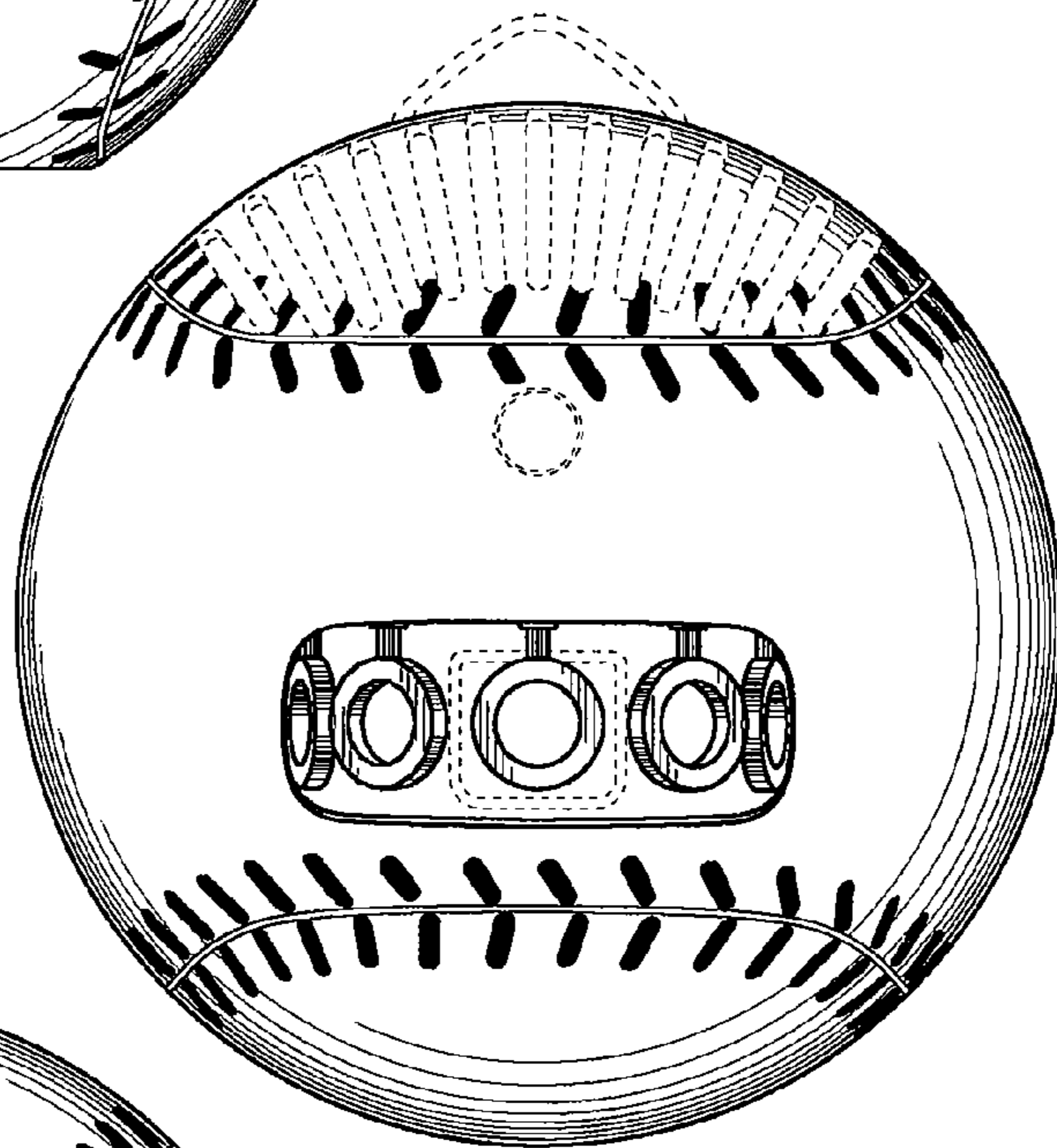
*Fig.2*



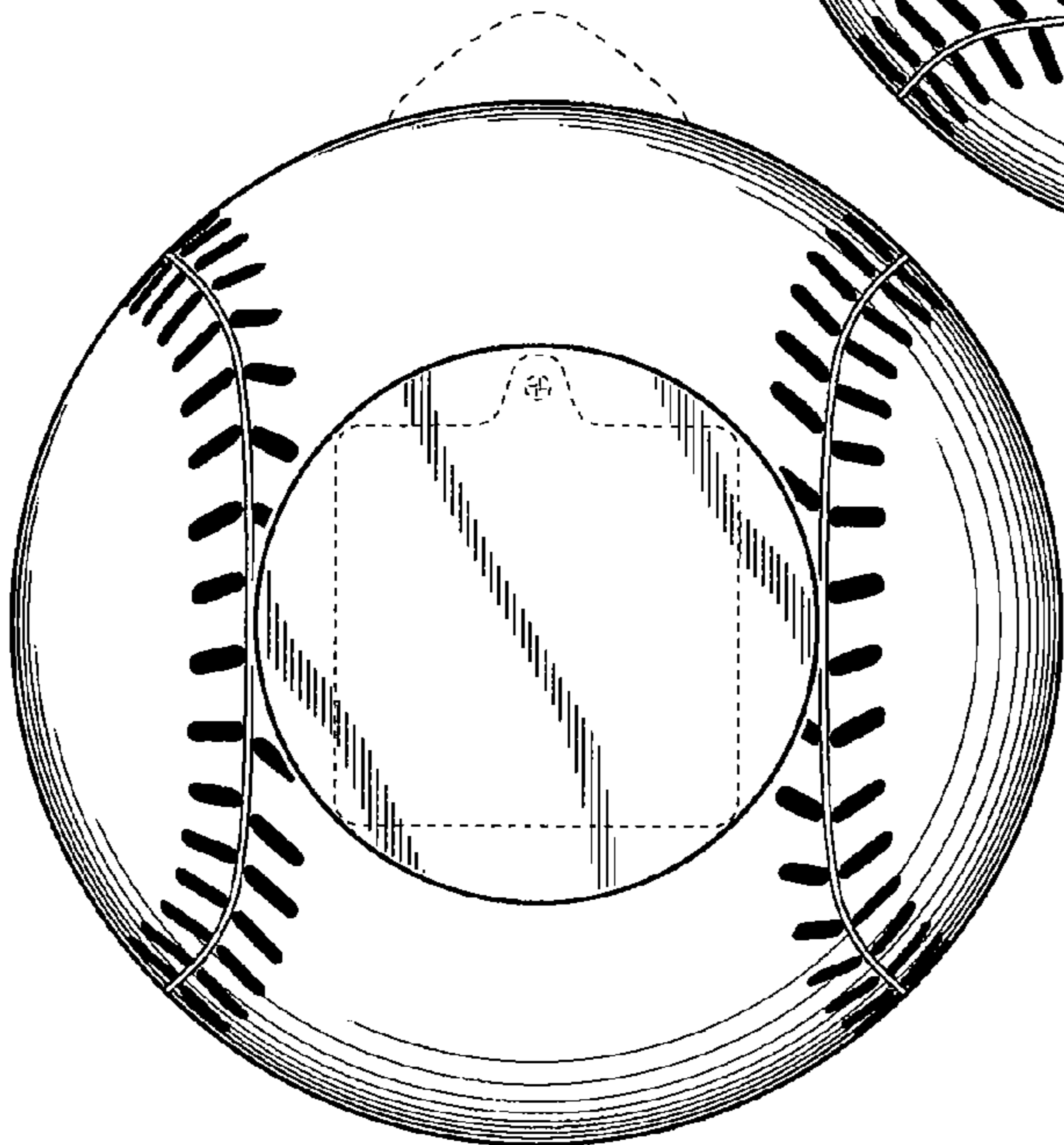
*Fig.3*



*Fig.4*



*Fig.5*



*Fig.6*