



US00D577388S

(12) **United States Design Patent**
Lo et al.

(10) **Patent No.:** **US D577,388 S**
(45) **Date of Patent:** **** Sep. 23, 2008**

(54) **BUBBLE MACHINE**

(75) Inventors: **Lap Shun Lo**, Hong Kong (CN); **Wai Chung Lo**, Hong Kong (CN)

(73) Assignee: **Wing Hing Manufacturing Co. Ltd.**, Hong Kong (CN)

(**) Term: **14 Years**

(21) Appl. No.: **29/298,706**

(22) Filed: **Dec. 11, 2007**

(51) **LOC (8) Cl.** **21-01**

(52) **U.S. Cl.** **D21/401**

(58) **Field of Classification Search** D21/401,
D21/402, 405, 707-714; D3/271.9; D7/901;
D9/668; D10/6, 46.1, 54; D11/157; D14/189,
D14/207; D19/82, 95, 97, 77; D23/367;
D26/94; D27/120; D99/28, 37; 446/15-21,
446/76, 267, 475; 473/569-614

See application file for complete search history.

(56) **References Cited**

U.S. PATENT DOCUMENTS

D44,625 S *	9/1913	De Yoos	D99/36
D153,814 S *	5/1949	Margolis	D20/32
4,133,138 A *	1/1979	Coons	446/16
D293,690 S *	1/1988	Adler	D19/78
4,764,141 A *	8/1988	D'Andrade	446/16
D420,255 S *	2/2000	D'Arrigo	D7/515
D490,861 S *	6/2004	Buzzelli	D21/401
D507,305 S *	7/2005	Dill	D19/90
D554,200 S *	10/2007	Cooper	D21/406
2002/0090878 A1 *	7/2002	Holmes	446/15
2006/0052028 A1 *	3/2006	Thai	446/16

2007/0270073 A1* 11/2007 Thai 446/15

OTHER PUBLICATIONS

Wing Hing, Item No. 60043, Bubble Machine—Soccer, Date of Use 2007.

Wing Hing, Item No. 60043, Sports Bubbles—4 assorted styles, Date of Use 2007.

* cited by examiner

Primary Examiner—Catherine Tuttle

(74) *Attorney, Agent, or Firm*—Baker & McKenzie LLP

(57) **CLAIM**

The ornamental design for a bubble machine, as shown and described.

DESCRIPTION

FIG. 1 is a top perspective view of a bubble machine in accordance with our design;

FIG. 2 is a side elevation view of the bubble machine in accordance with our design, the opposite side being a mirror image of that shown;

FIG. 3 is a front elevation view of the bubble machine in accordance with our design;

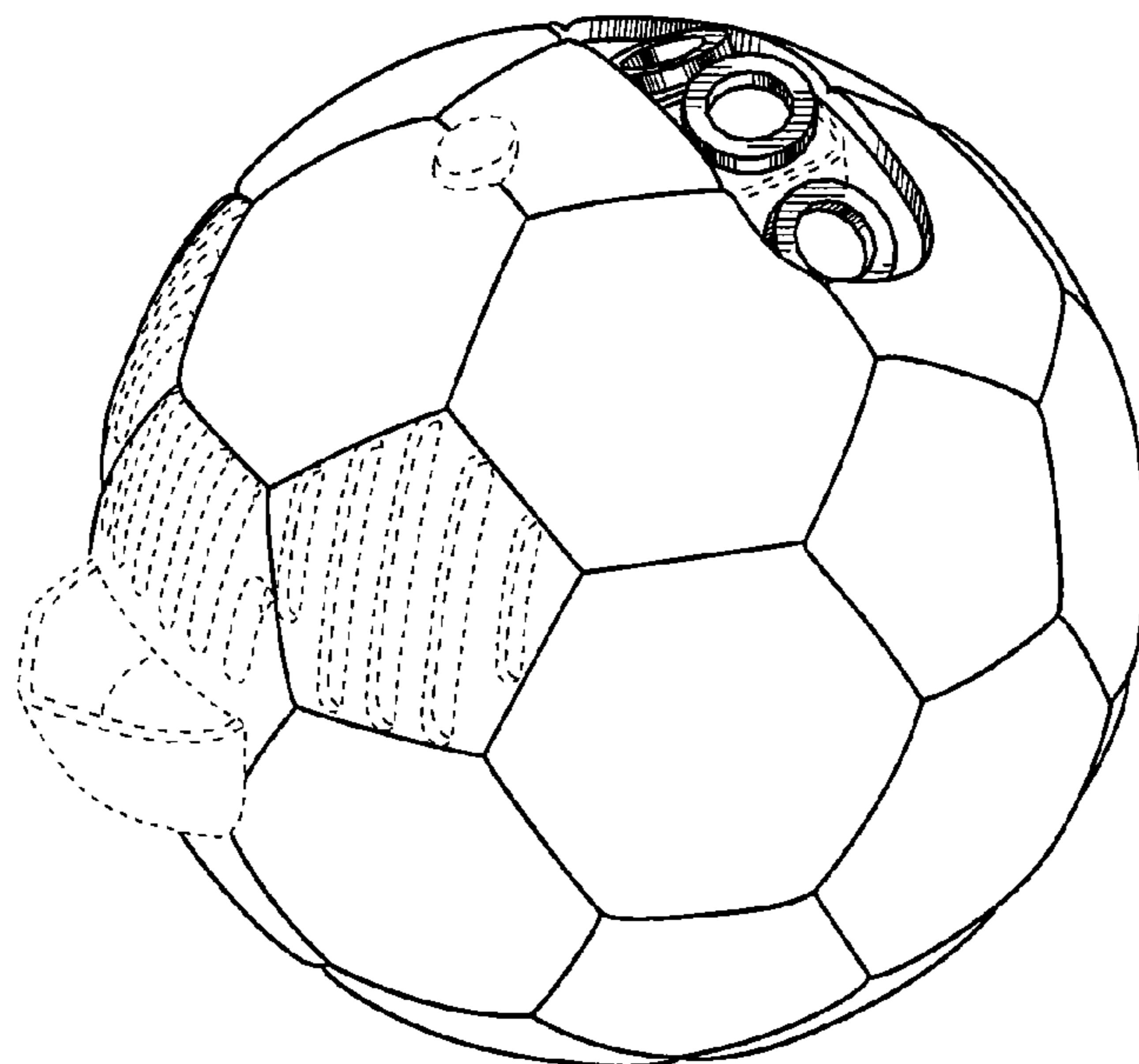
FIG. 4 is a back elevation view of the bubble machine in accordance with our design;

FIG. 5 is a top plan view of the bubble machine in accordance with our design; and,

FIG. 6 is a bottom plan view of the bubble machine in accordance with our design.

The broken lines are included for the purpose of illustrating portions of the bubble machine that form no part of the claimed design. The appearance of the unshaded portions within the upper opening forms no part of the claimed design.

1 Claim, 2 Drawing Sheets



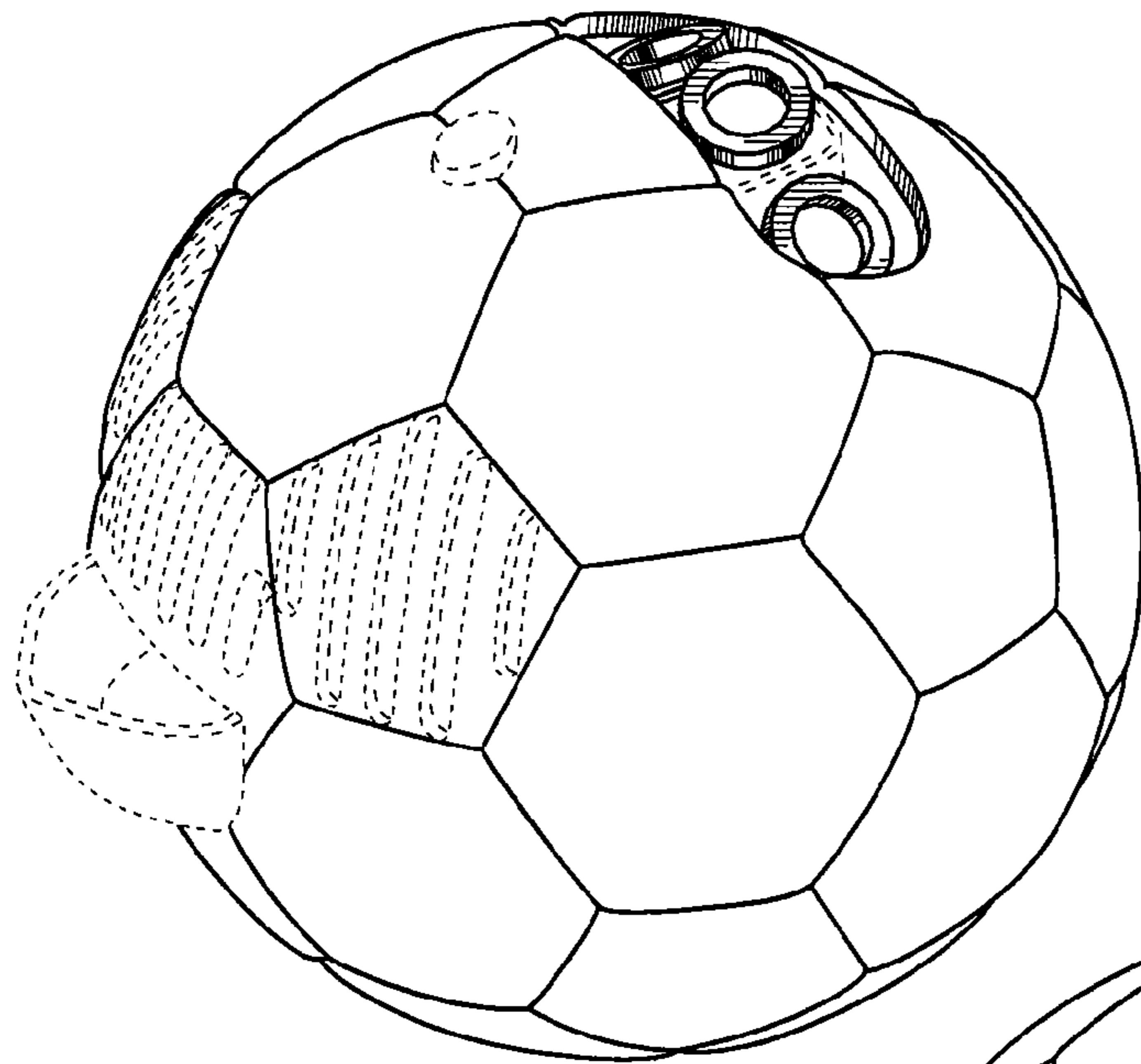


Fig.1

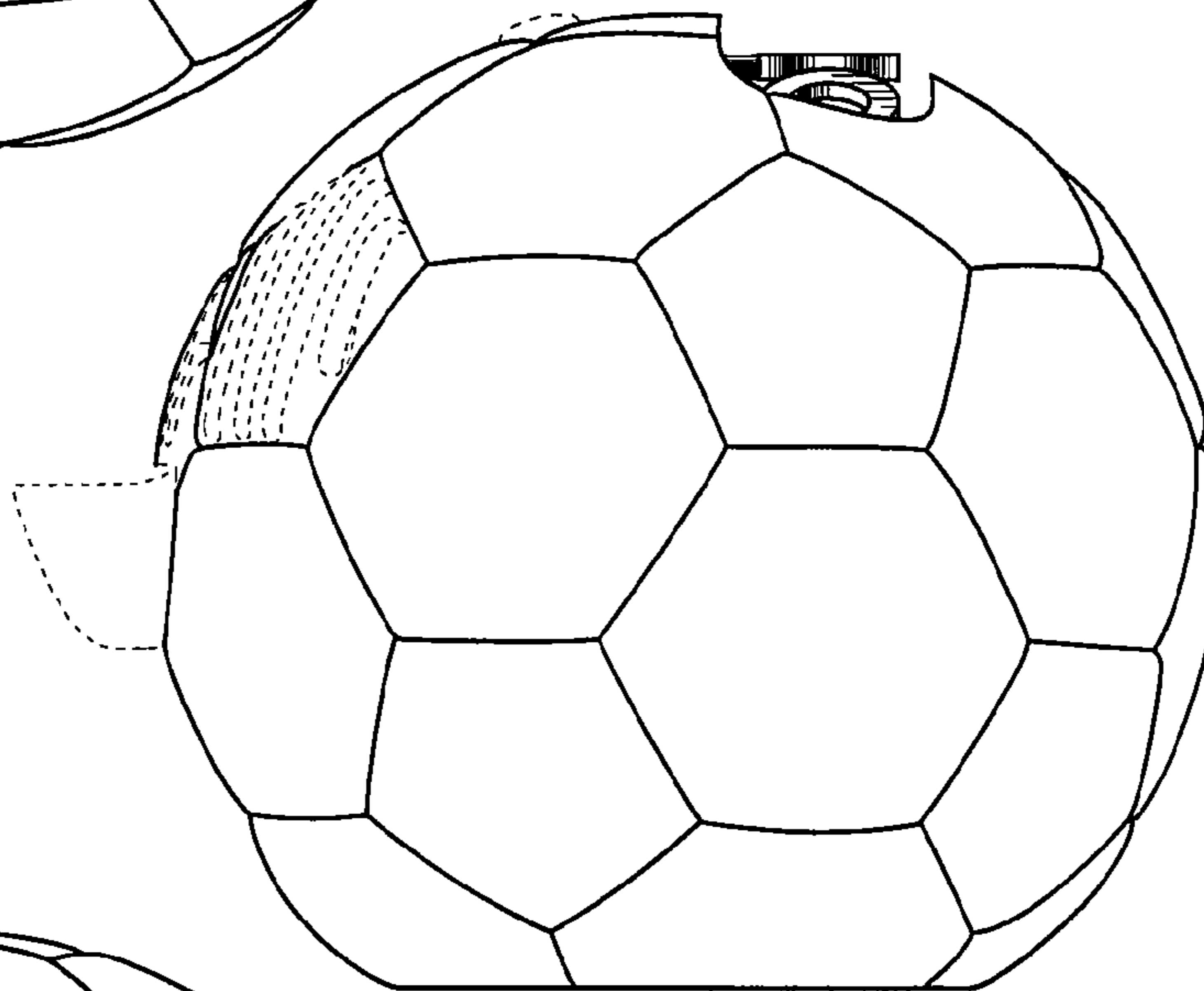


Fig.2

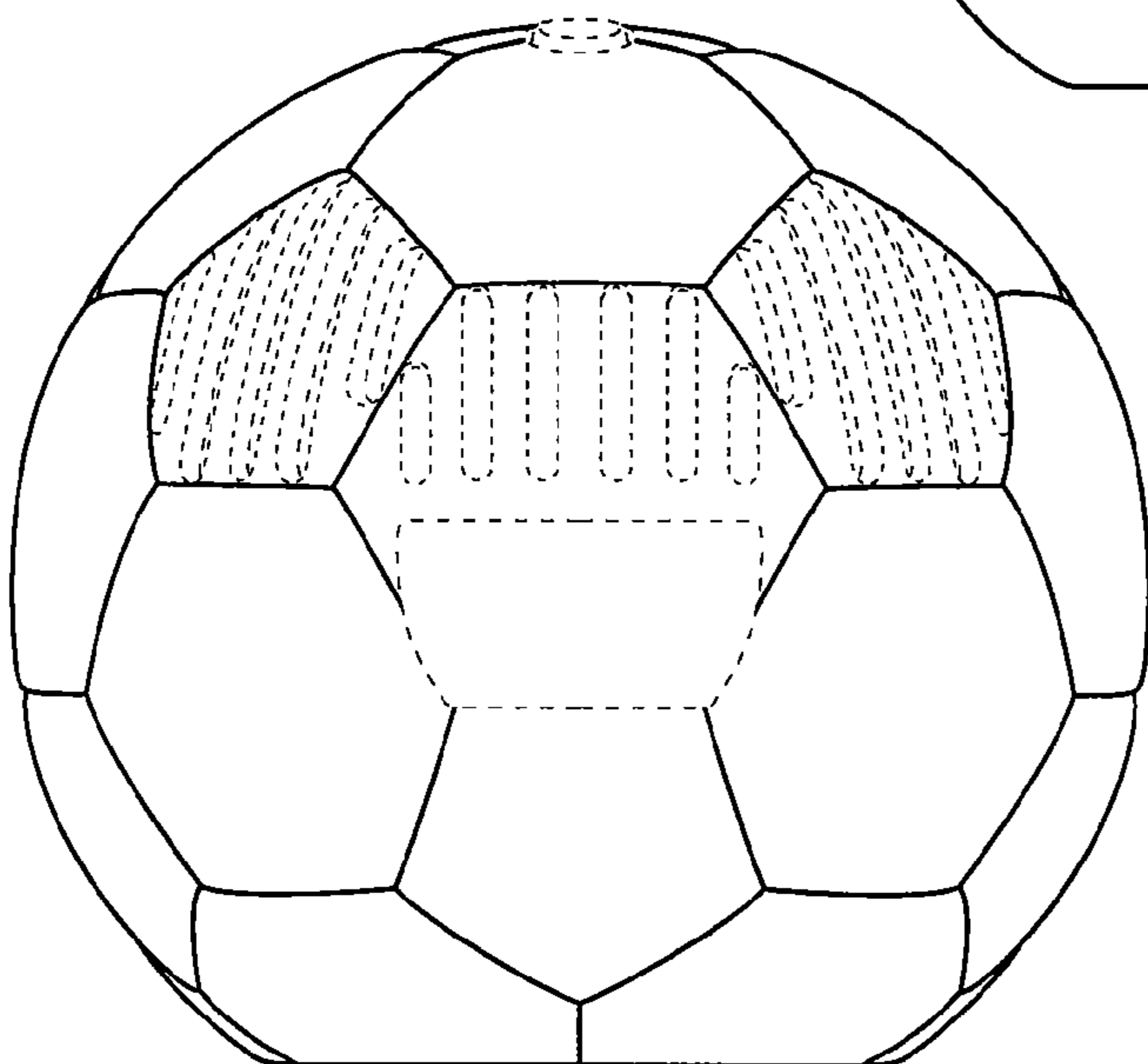


Fig.3



Fig.4

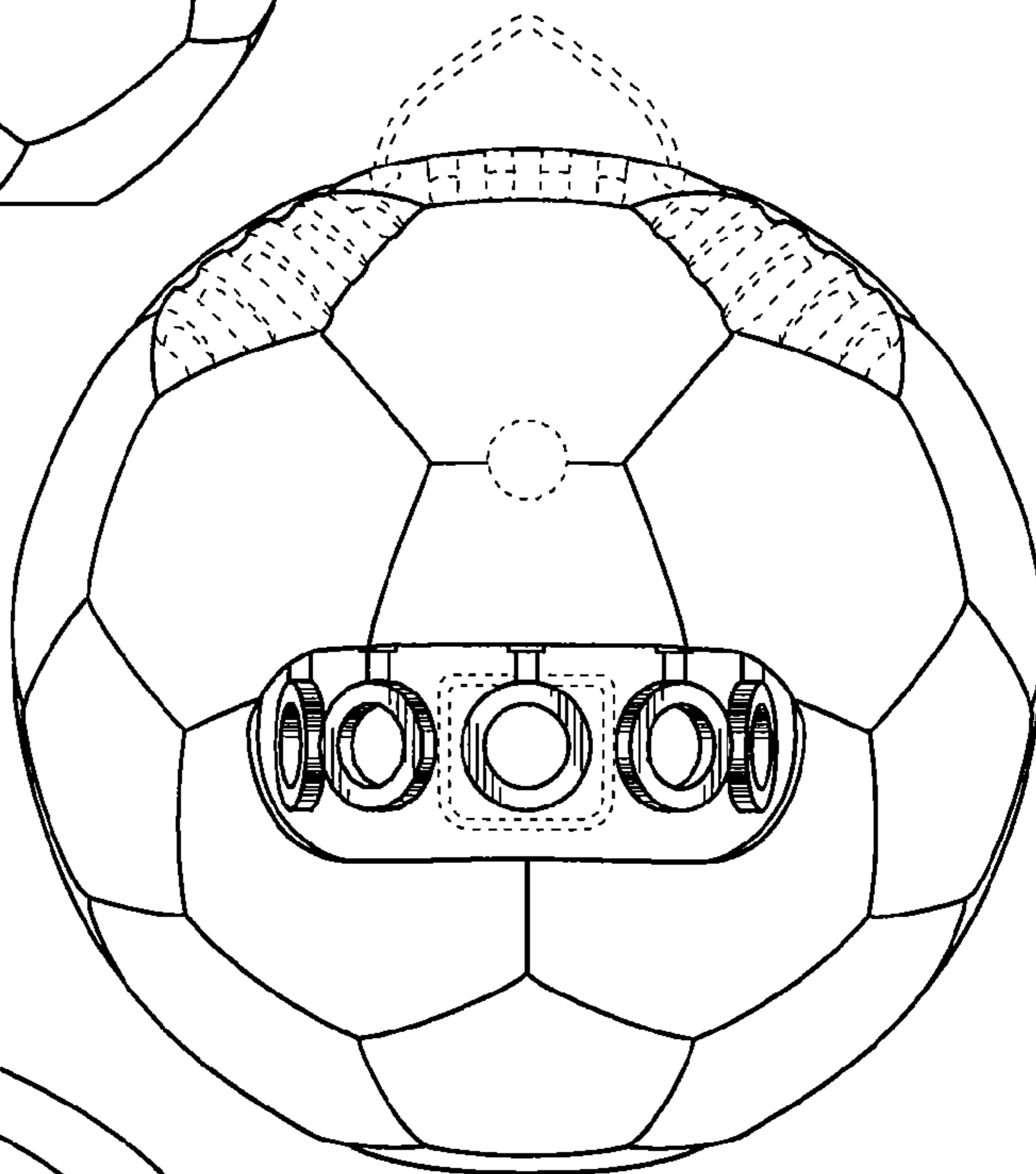


Fig.5

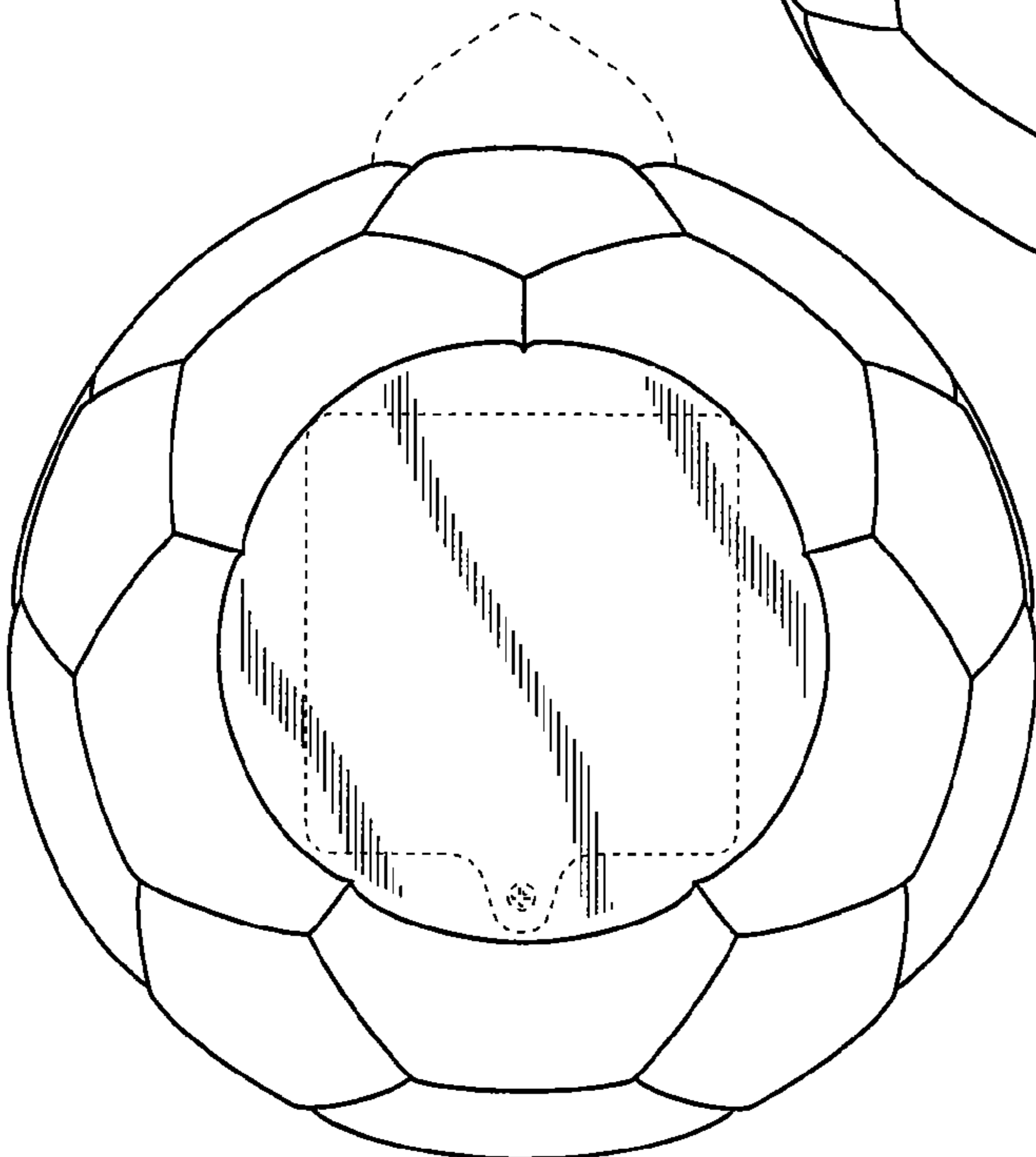


Fig.6