



US00D577385S

(12) **United States Design Patent**  
**Sand**

(10) **Patent No.:** **US D577,385 S**

(45) **Date of Patent:** **\*\* Sep. 23, 2008**

(54) **HEART SHAPED CARD HOLDER**

(76) **Inventor:** **William F. Sand**, 5577 Alomar Dr.,  
Cincinnati, OH (US) 45238

(\*\*) **Term:** **14 Years**

(21) **Appl. No.:** **29/246,827**

(22) **Filed:** **May 12, 2006**

(51) **LOC (8) Cl.** ..... **19-02**

(52) **U.S. Cl.** ..... **D19/91**

(58) **Field of Classification Search** ..... D19/65,  
D19/70, 71, 72, 73, 74, 75, 76, 77, 78, 79,  
D19/86, 90, 91, 92, 95, 99, 100, 34.1; D6/467,  
D6/513, 567, 569, 571; D7/631, 632; D8/373;  
D21/392, 396; 40/124, 124.2, 120, 124.4;  
206/214, 215, 555, 557, 730, 733, 734, 735,  
206/736, 737, 738, 739, 741, 745; 211/10,  
211/11, 13, 13.1, 50, 72; 273/148 R, 150  
See application file for complete search history.

(56) **References Cited**

**U.S. PATENT DOCUMENTS**

D106,975 S *	11/1937	Heizmann	.....	D19/77
D177,365 S *	4/1956	Cuthbertson	.....	D28/79
D250,003 S	10/1978	Thomasson		
D291,612 S *	8/1987	Inui	.....	D32/53
D302,831 S *	8/1989	Lau	.....	D19/65
D375,456 S *	11/1996	Borgmann	.....	D9/629
5,603,175 A *	2/1997	Brenner	.....	40/124.4
D383,061 S *	9/1997	Kolby-Larsen	.....	D9/629
6,151,823 A *	11/2000	Gregory-Gillman	.....	40/661
D435,939 S *	1/2001	Thorpe et al.	.....	D28/77
D441,547 S *	5/2001	Hayashi	.....	D6/303
D443,650 S *	6/2001	Greenberg	.....	D19/90
D461,619 S	8/2002	Garson et al.		

D468,632 S *	1/2003	Kaneko	.....	D9/629
D470,991 S *	2/2003	Goldstein	.....	D99/5
D475,743 S *	6/2003	Huang	.....	D19/65
D485,641 S	1/2004	Angeletta		
6,964,402 B2 *	11/2005	Savalas	.....	248/441.1
D527,573 S	9/2006	Henry et al.		
D527,654 S *	9/2006	Min	.....	D10/33
D536,737 S *	2/2007	Lee	.....	D19/90
D538,175 S	3/2007	Davies		
D552,924 S	10/2007	Nichols et al.		
2007/0234608 A1 *	10/2007	Morrison	.....	40/546

\* cited by examiner

*Primary Examiner*—Elizabeth A. Albert

*Assistant Examiner*—Karen E Eldridge Powers

(57) **CLAIM**

The ornamental design for a heart shaped card holder, as shown and described.

**DESCRIPTION**

FIG. 1 is a top plan view of the heart shaped card holder of the present invention;

FIG. 2 is a front elevational view thereof;

FIG. 3 is a left elevational view thereof;

FIG. 4 is a bottom plan view thereof;

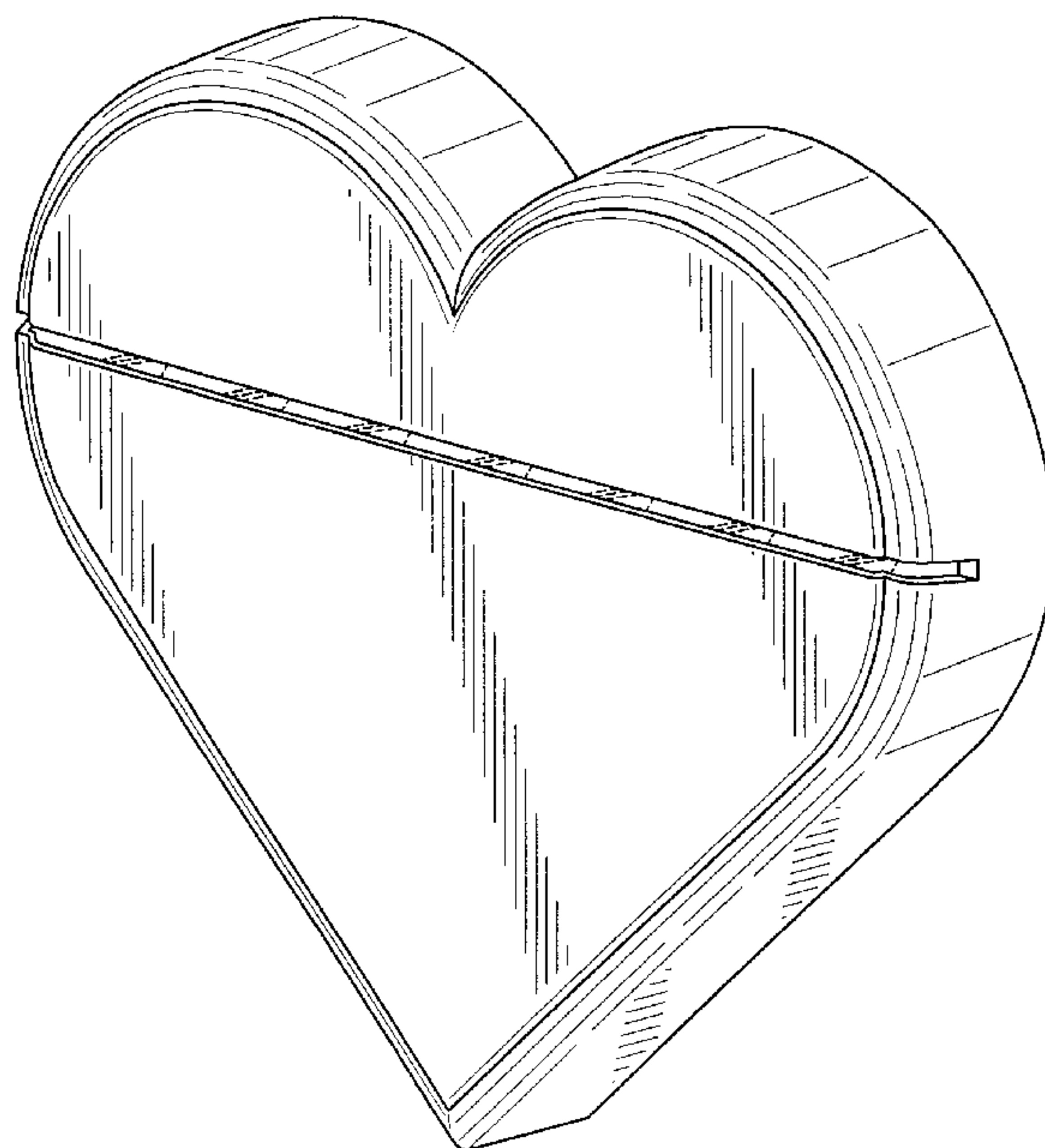

FIG. 5 is a right elevational view thereof;

FIG. 6 is a back elevational view thereof; and,

FIG. 7 is an a front isometric view thereof.

The broken line showing of the inner walls, the horizontal slot and its associated structures in FIG. 4, as well as the structures seen through the slot in FIG. 7, illustrate environmental matter, and form no part of the claimed design.

**1 Claim, 4 Drawing Sheets**






FIG. 1

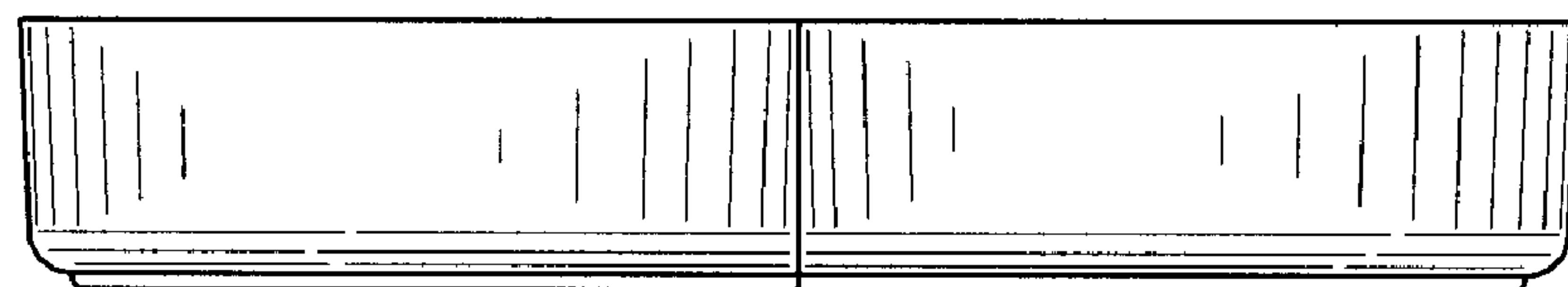


FIG. 2




FIG. 3




FIG. 5

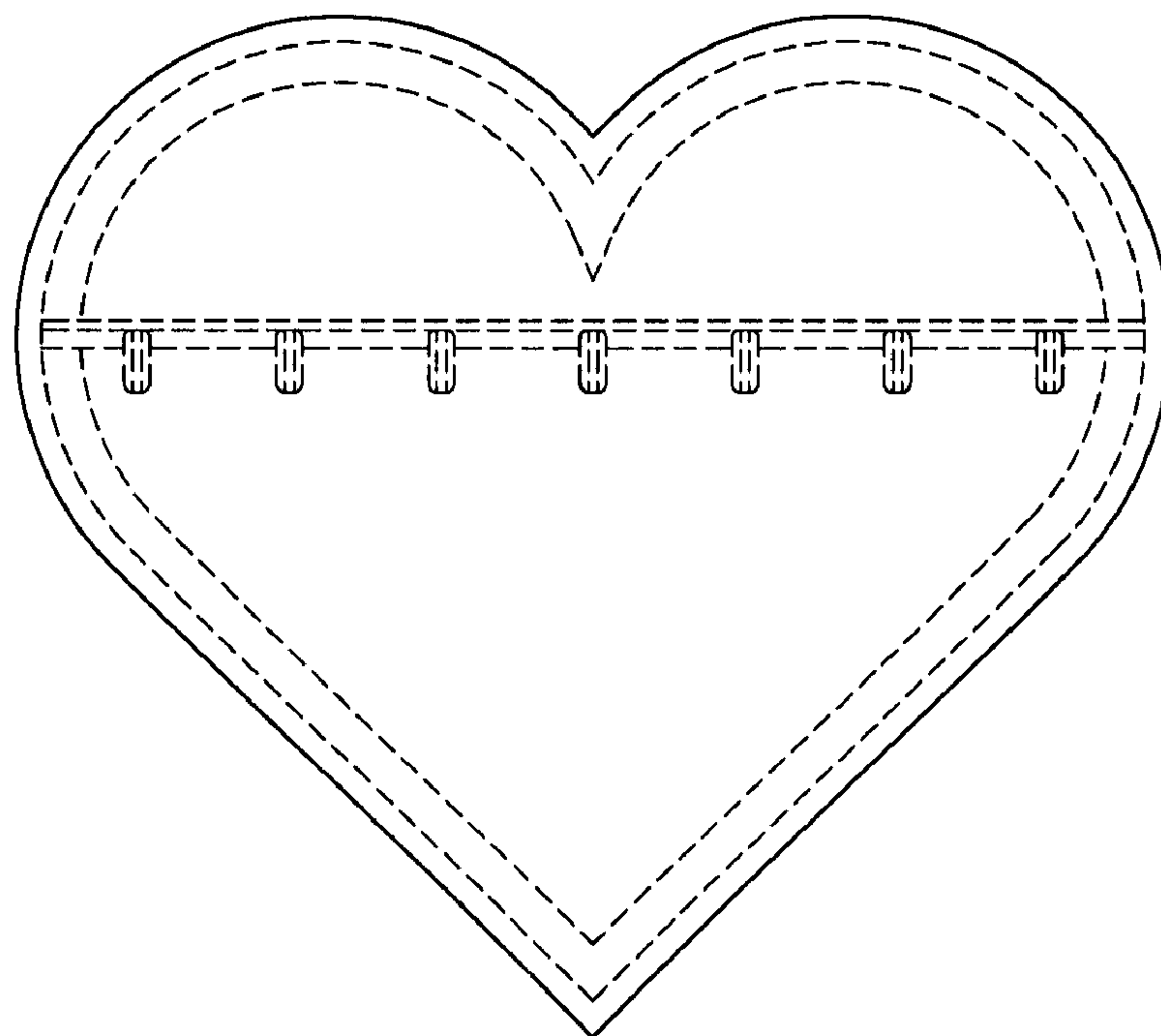


FIG. 4




FIG. 6




FIG. 7