



US00D577382S

(12) **United States Design Patent**
Stockstill et al.

(10) **Patent No.:** **US D577,382 S**
(45) **Date of Patent:** **** Sep. 23, 2008**

- (54) **DEVICE FOR STORING PAPERS OR THE LIKE**
- (75) Inventors: **Mark Richards Stockstill**, Dayton, OH (US); **Dan Edward Mueller**, Kettering, OH (US); **Greg Wyatt Simmons**, Springboro, OH (US)
- (73) Assignee: **MeadWestvaco Corporation**, Glen Allen, VA (US)

5,015,011 A *	5/1991	York	281/18
D384,972 S *	10/1997	French et al.	D19/32
D414,801 S *	10/1999	Karten et al.	D19/27
D424,615 S *	5/2000	Wyant	D19/32
D435,591 S *	12/2000	Wyant	D19/27
D459,391 S *	6/2002	Huang	D19/27
6,412,819 B1 *	7/2002	Paine et al.	281/29
D504,463 S *	4/2005	Wehmeyer	D19/26
D513,038 S *	12/2005	Ong	D19/26

- (**) Term: **14 Years**
- (21) Appl. No.: **29/298,792**
- (22) Filed: **Dec. 13, 2007**

Related U.S. Application Data

- (62) Division of application No. 29/258,399, filed on Apr. 20, 2006.
- (51) **LOC (8) Cl.** **19-04**
- (52) **U.S. Cl.** **D19/26**
- (58) **Field of Classification Search** D19/26-27, D19/33; D3/247, 294, 299, 303; 40/530, 40/536-537; 206/472, 556; 281/15.1, 29, 281/19.1, 31; 283/63.1, 64
See application file for complete search history.

(56) **References Cited**

U.S. PATENT DOCUMENTS
D313,619 S * 1/1991 Moor D19/27

* cited by examiner

Primary Examiner—Kelley A. Donnelly

(57) **CLAIM**

The ornamental design for a device for storing papers or the like, as shown and described.

DESCRIPTION

FIG. 1 is a perspective view of a device for storing papers or the like.

FIG. 2 is a front view of the device of FIG. 1.

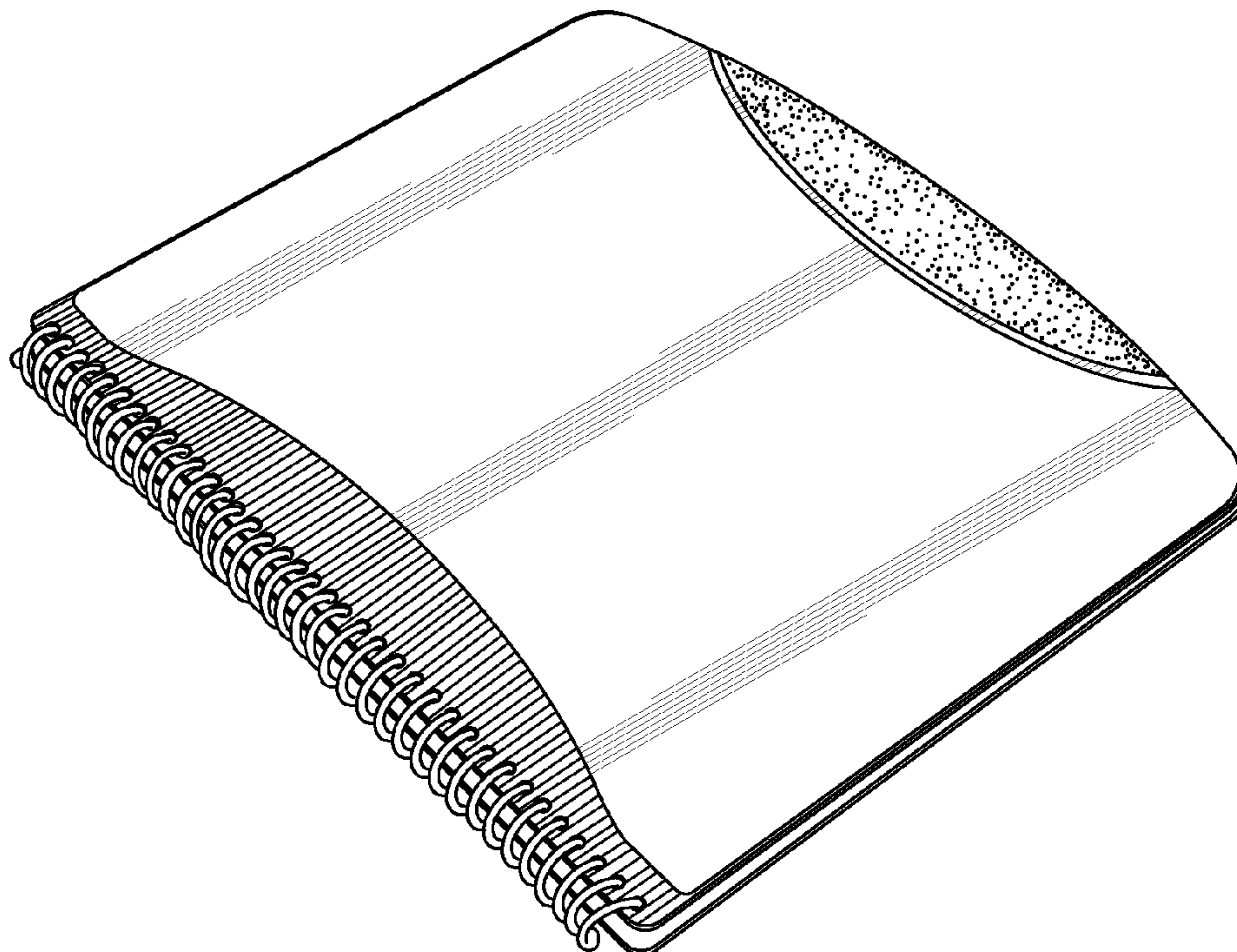
FIG. 3 is a left side view of the device of FIG. 1.

FIG. 4 is a right side view of the device of FIG. 1; and,

FIG. 5 is a top view of the device of FIG. 1.

The stippling that can be seen on the flap portion of the claimed design is a type of shading that represents surface material.

1 Claim, 3 Drawing Sheets



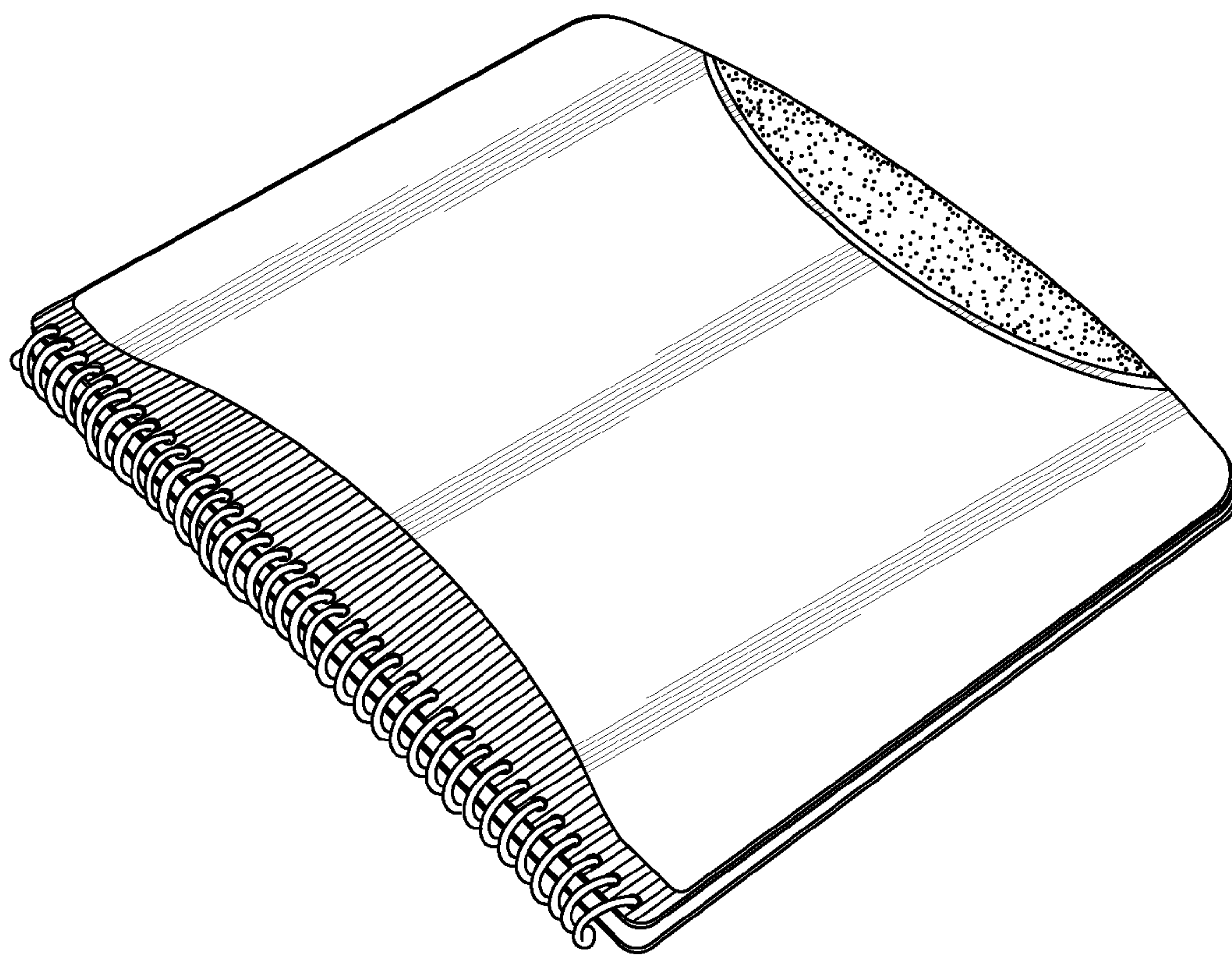


FIG. 1

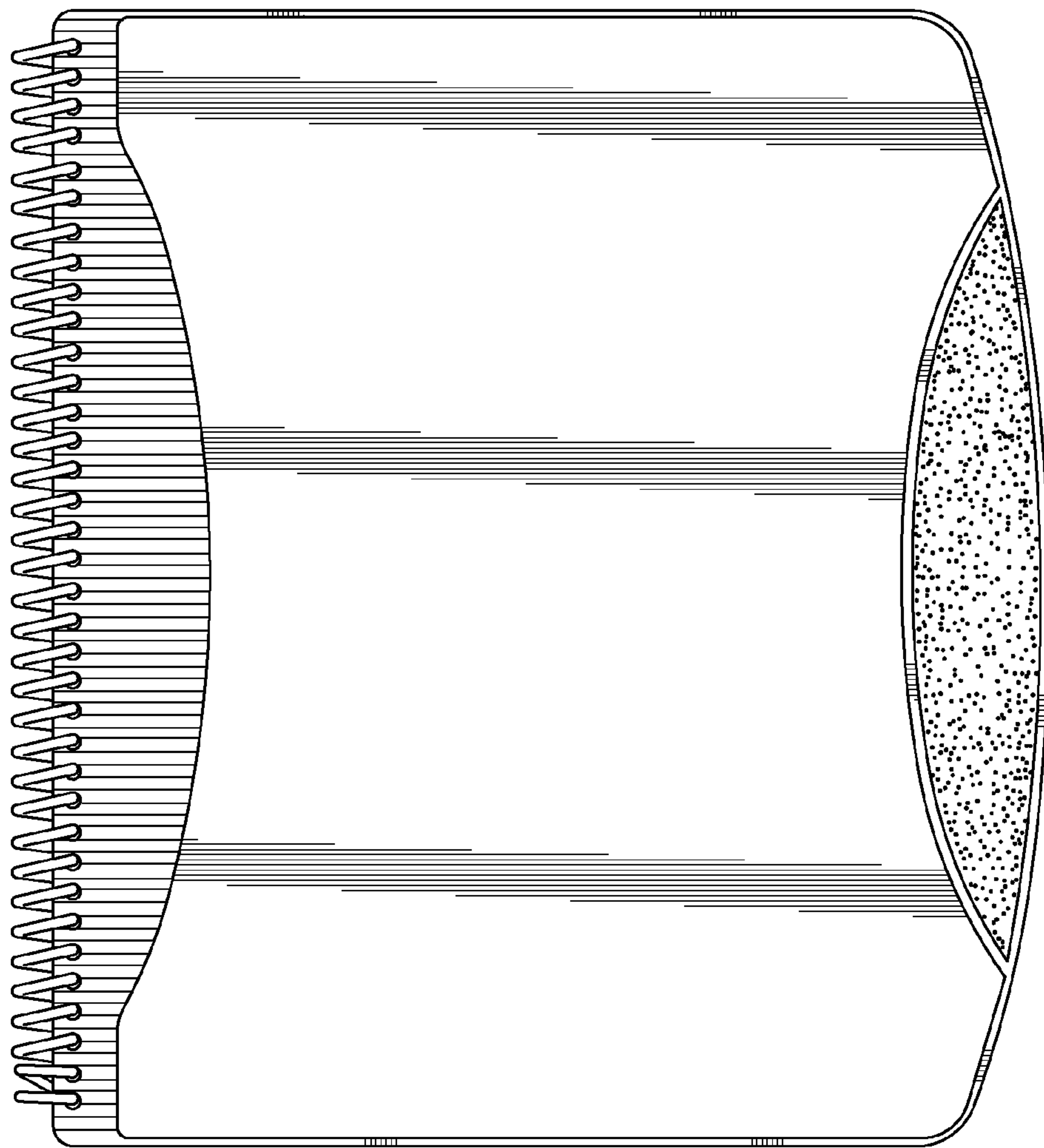


FIG. 2

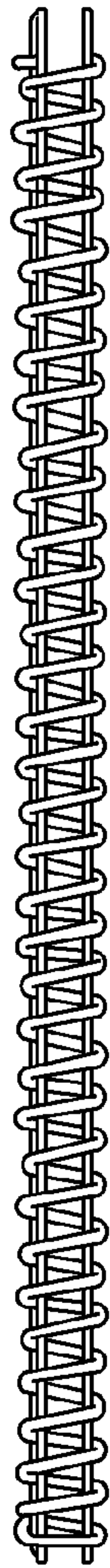


FIG. 3

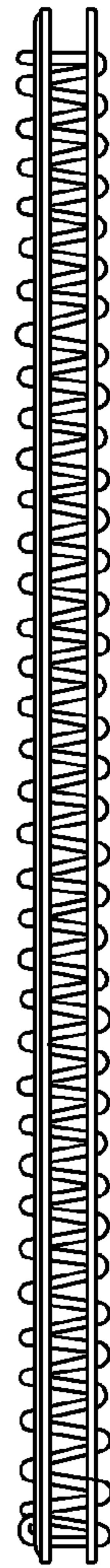


FIG. 4

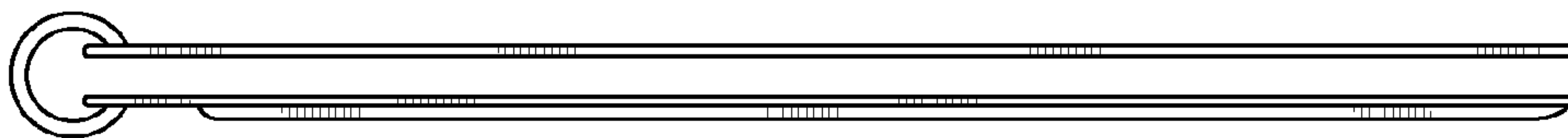


FIG. 5