

US00D577375S

(12) **United States Design Patent**
Pinchot

(10) **Patent No.:** **US D577,375 S**

(45) **Date of Patent:** **** *Sep. 23, 2008**

(54) **EXTRUDER INSERT**

(75) Inventor: **James M. Pinchot**, Parma, OH (US)

(73) Assignee: **JMP Industries, Inc.**, Cleveland, OH (US)

(*) Notice: This patent is subject to a terminal disclaimer.

(**) Term: **14 Years**

(21) Appl. No.: **29/285,115**

(22) Filed: **Mar. 21, 2007**

(51) **LOC (8) Cl.** **15-09**

(52) **U.S. Cl.** **D15/139**

(58) **Field of Classification Search** D15/138,
D15/139, 199; D21/386, 478, 484, 505;
134/22.12; 156/89; 264/39, 43, 44, 177.12,
264/229, 621, 631; 425/190, 191, 192 S,
425/192 R; 428/116, 213.5, 213.7; 501/95.2;
502/303-305, 328

See application file for complete search history.

(56) **References Cited**

U.S. PATENT DOCUMENTS

4,293,357	A	10/1981	Higuchi et al.	
4,738,735	A	4/1988	Joncker et al.	
5,882,782	A	3/1999	Tsubone	
5,938,992	A	8/1999	Hamanaka et al.	
5,972,254	A	10/1999	Sander	
6,045,764	A	4/2000	Iizuka et al.	
6,156,698	A	12/2000	Iida et al.	
6,162,524	A	12/2000	Patchett et al.	
6,206,675	B1	3/2001	BeVier	
D442,612	S *	5/2001	Pinchot D15/199
D444,487	S *	7/2001	Pinchot D15/199

(Continued)

FOREIGN PATENT DOCUMENTS

EP 556006-001/013 8/1993

EP	556022-01/04	8/1993
EP	556030-01/04	8/1993
EP	000556022	7/2006
WO	PCT/US06/005731	2/2006
WO	PCT/US07/000300	1/2007

OTHER PUBLICATIONS

U.S. Appl. No. 60/548,693, filed Feb. 27, 2004, Pinchot.
U.S. Appl. No. 11/062,220, filed Feb. 18, 2005, Pinchot.

(Continued)

Primary Examiner—Sandra Snapp
Assistant Examiner—Patricia Palasik

(74) *Attorney, Agent, or Firm*—Fay Sharpe LLP; Brain E. Turung

(57) **CLAIM**

The ornamental design for an extruder insert, as shown and described.

DESCRIPTION

FIG. 1 is a perspective view of an extruder insert showing my new design;

FIG. 2 is a top view of the extruder insert showing my new design;

FIG. 3 is a side view of the extruder insert showing my new design;

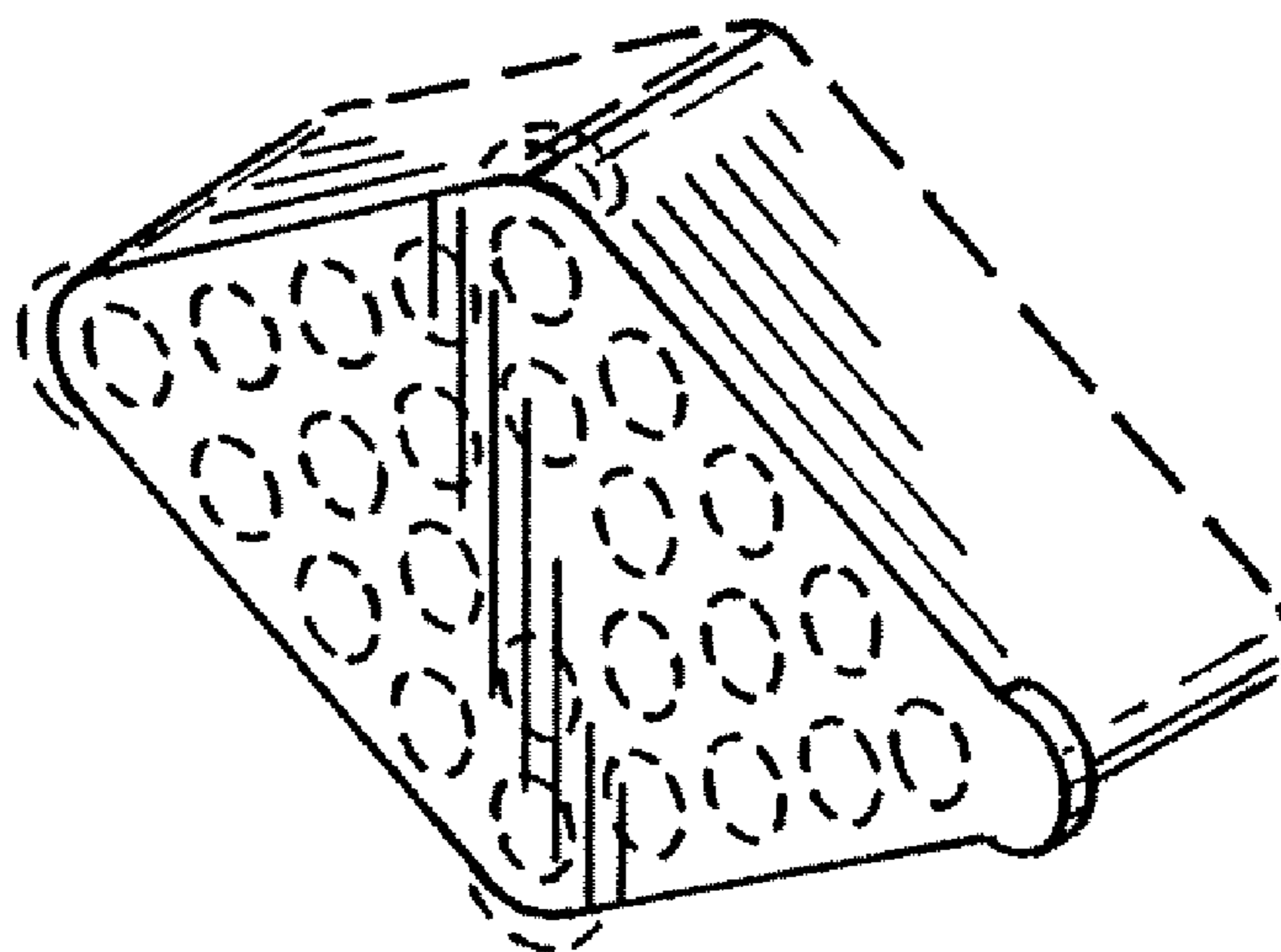
FIG. 4 is one end view of the extruder insert showing my new design;

FIG. 5 is the opposite end view of the extruder insert showing my new design; and,

FIG. 6 is a bottom view of the extruder insert showing my new design.

The broken line showing of a surface and a circle grouping and portions of the extruder insert are included for the purpose of illustrating non-claimed subject matter and form no part of the claimed design.

1 Claim, 1 Drawing Sheet



U.S. PATENT DOCUMENTS

D446,794 S 8/2001 Pinchot
 D450,732 S 11/2001 Pinchot
 D452,257 S 12/2001 Pinchot
 D469,116 S 1/2003 Pinchot
 D469,117 S * 1/2003 Pinchot D15/199
 D469,452 S * 1/2003 Pinchot D15/199
 D469,453 S 1/2003 Pinchot
 D469,454 S 1/2003 Pinchot
 D470,869 S * 2/2003 Pinchot D15/139
 D470,870 S 2/2003 Pinchot
 D472,252 S 3/2003 Pinchot
 D485,286 S 1/2004 Pinchot
 D494,198 S 8/2004 Pinchot
 D496,377 S 9/2004 Pinchot
 D497,376 S 10/2004 Pinchot
 D523,452 S 6/2006 Pinchot
 D531,197 S 10/2006 Pinchot
 D534,562 S 1/2007 Pinchot
 2001/0008642 A1 7/2001 Meyer
 2004/0022886 A1 2/2004 Sagar

OTHER PUBLICATIONS

U.S. Appl. No. 29/242,613, filed Nov. 10, 2005, Pinchot.
 U.S. Appl. No. 29/242,779, filed Nov. 15, 2005, Pinchot.
 U.S. Appl. No. 29/242,881, filed Nov. 15, 2005, Pinchot.
 U.S. Appl. No. 29/263,182, filed Jul. 14, 2006, Pinchot.
 U.S. Appl. No. 29/263,183, filed Jul. 14, 2006, Pinchot.
 U.S. Appl. No. 29/263,184, filed Jul. 14, 2006, Pinchot.
 U.S. Appl. No. 29/263,185, filed Jul. 14, 2006, Pinchot.
 U.S. Appl. No. 29/263,364, filed Jul. 14, 2006, Pinchot.

U.S. Appl. No. 11/651,063, filed Jan. 8, 2007, Pinchot.
 U.S. Appl. No. 29/272,847, filed Feb. 20, 2007, Pinchot.
 U.S. Appl. No. 29/285,075, filed Mar. 21, 2007, Pinchot.
 U.S. Appl. No. 29/285,076, filed Mar. 21, 2007, Pinchot.
 U.S. Appl. No. 29/285,077, filed Mar. 21, 2007, Pinchot.
 U.S. Appl. No. 29/285,078, filed Mar. 21, 2007, Pinchot.
 U.S. Appl. No. 29/285,079, filed Mar. 21, 2007, Pinchot.
 U.S. Appl. No. 29/285,080, filed Mar. 21, 2007, Pinchot.
 U.S. Appl. No. 29/285,081, filed Mar. 21, 2007, Pinchot.
 U.S. Appl. No. 29/285,082, filed Mar. 21, 2007, Pinchot.
 U.S. Appl. No. 29/285,083, filed Mar. 21, 2007, Pinchot.
 U.S. Appl. No. 29/285,084, filed Mar. 21, 2007, Pinchot.
 U.S. Appl. No. 29/295,092, filed Mar. 21, 2007, Pinchot.
 U.S. Appl. No. 29/285,094, filed Mar. 21, 2007, Pinchot.
 U.S. Appl. No. 29/285,095, filed Mar. 21, 2007, Pinchot.
 U.S. Appl. No. 29/285,096, filed Mar. 21, 2007, Pinchot.
 U.S. Appl. No. 29/285,098, filed Mar. 21, 2007, Pinchot.
 U.S. Appl. No. 29/285,099, filed Mar. 21, 2007, Pinchot.
 U.S. Appl. No. 29/285,100, filed Mar. 21, 2007, Pinchot.
 U.S. Appl. No. 29/285,108, filed Mar. 21, 2007, Pinchot.
 U.S. Appl. No. 29/285,101, filed Mar. 21, 2007, Pinchot.
 U.S. Appl. No. 29/285,109, filed Mar. 21, 2007, Pinchot.
 U.S. Appl. No. 29/285,110, filed Mar. 21, 2007, Pinchot.
 U.S. Appl. No. 29/285,111, filed Mar. 21, 2007, Pinchot.
 U.S. Appl. No. 29/285,112, filed Mar. 21, 2007, Pinchot.
 U.S. Appl. No. 29/285,115, filed Mar. 21, 2007, Pinchot.
 U.S. Appl. No. 29/285,116, filed Mar. 21, 2007, Pinchot.
 U.S. Appl. No. 29/285,127, filed Mar. 21, 2007, Pinchot.
 U.S. Appl. No. 29/285,128, filed Mar. 21, 2007, Pinchot.
 U.S. Appl. No. 29/285,130, filed Mar. 21, 2007, Pinchot.
 U.S. Appl. No. 29/285,131, filed Mar. 21, 2007, Pinchot.

* cited by examiner

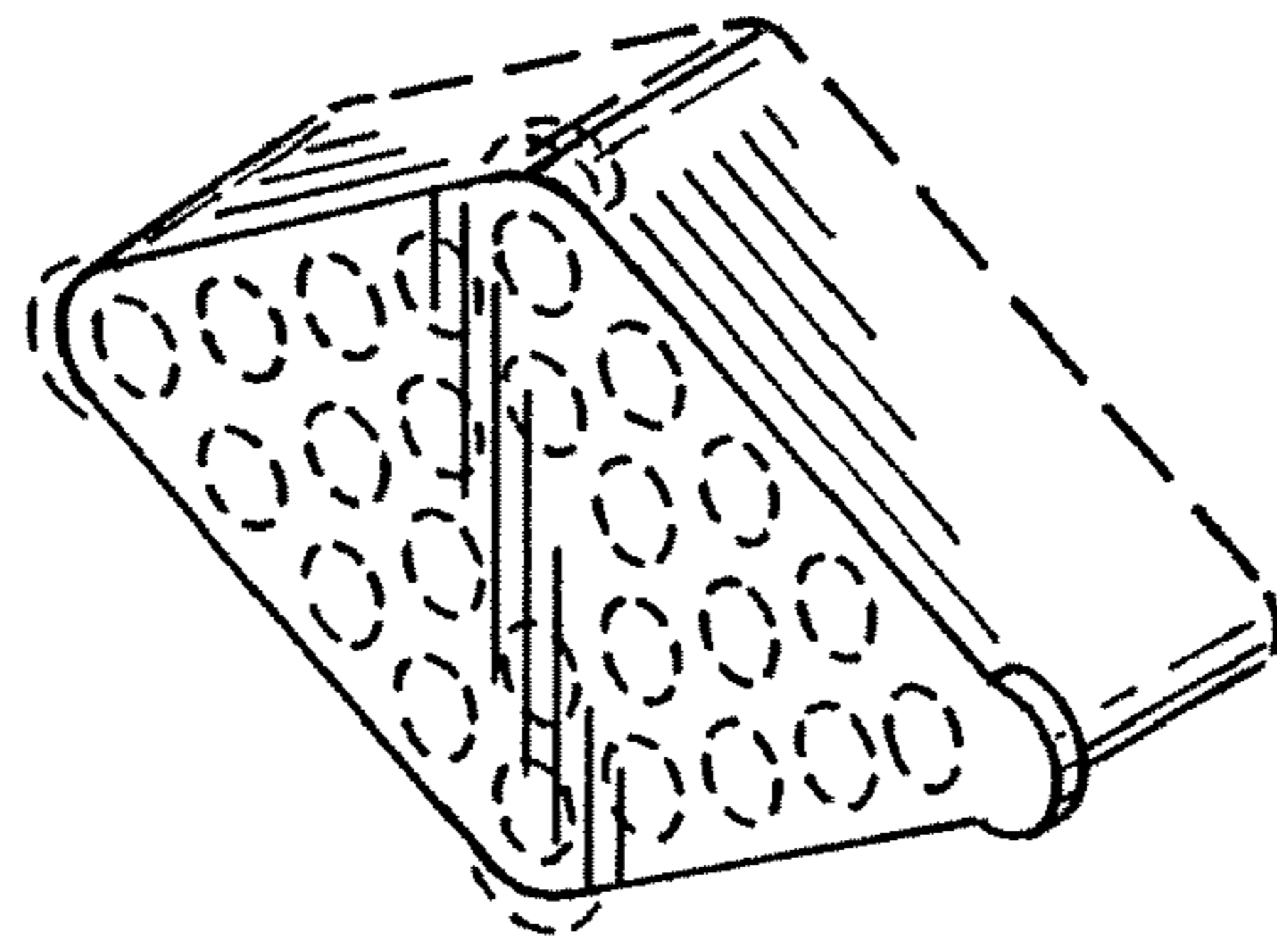


FIG. 1

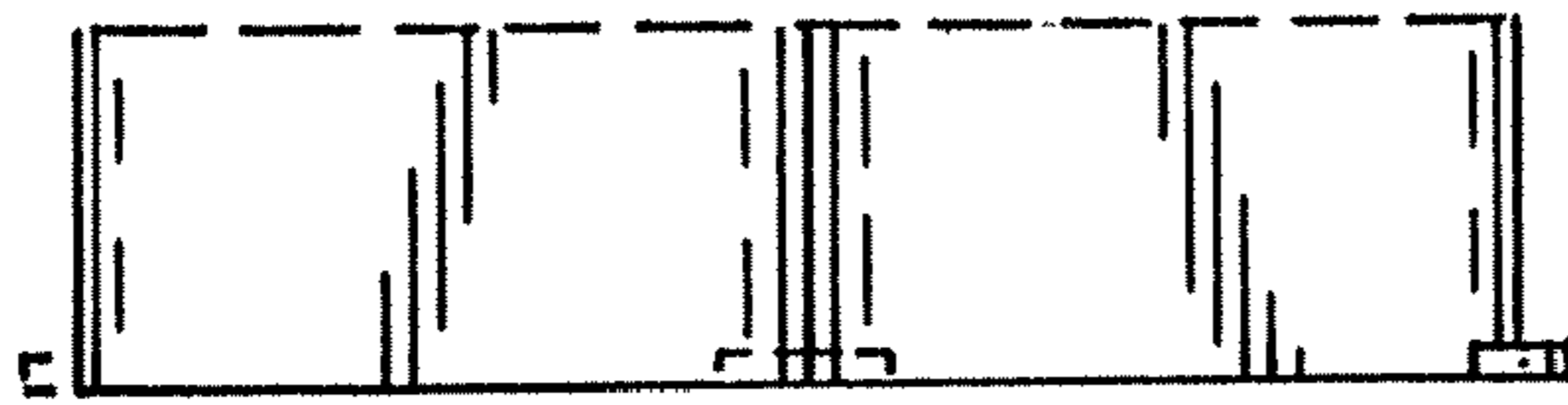


FIG. 3

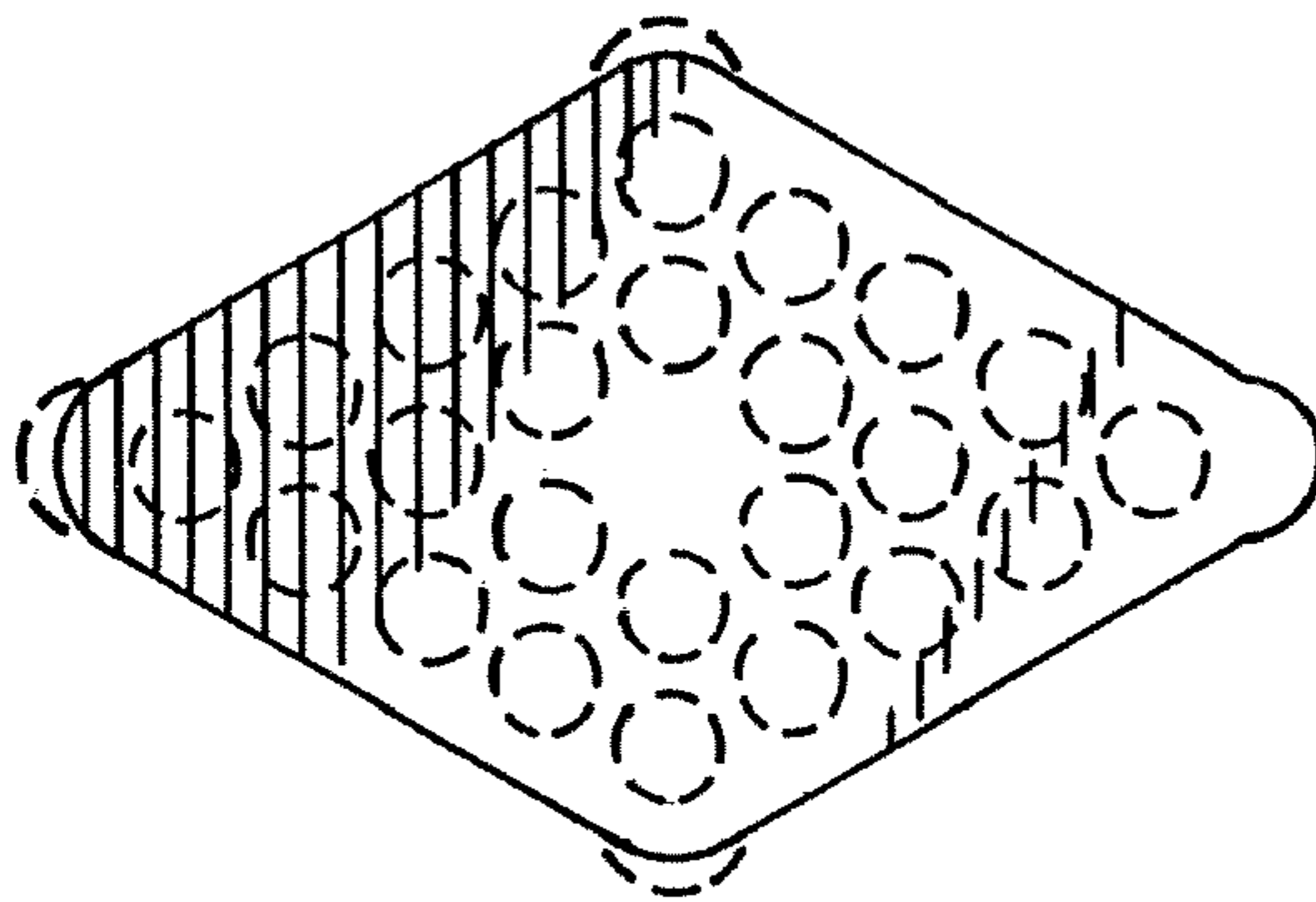


FIG. 2

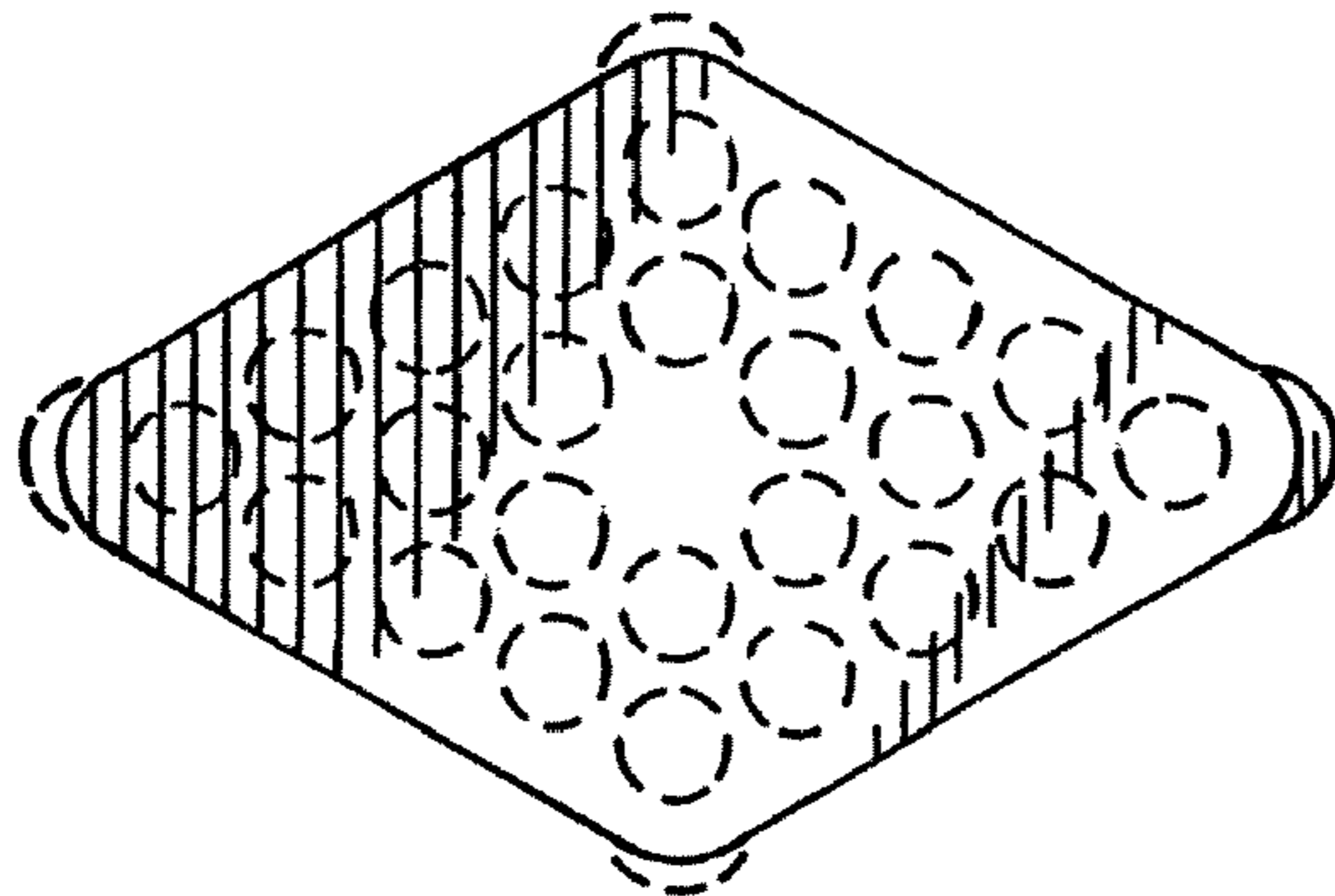


FIG. 6




FIG. 5

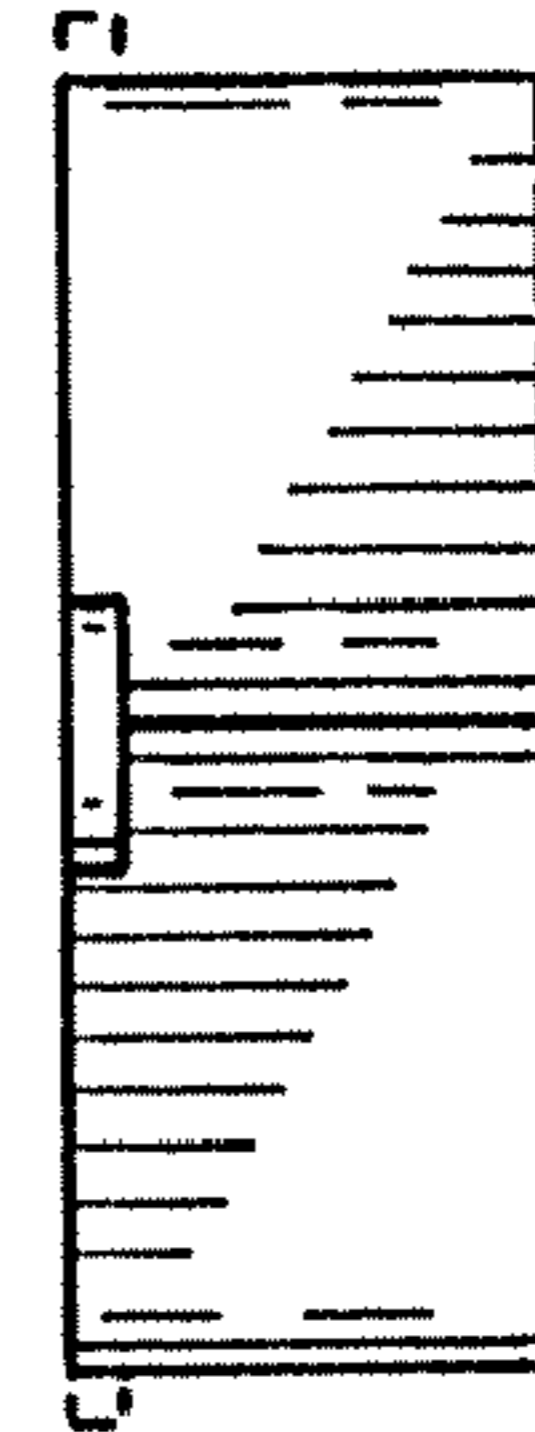


FIG. 4