



US00D577371S

(12) **United States Design Patent**
Hu et al.

(10) **Patent No.:** **US D577,371 S**
(45) **Date of Patent:** **** Sep. 23, 2008**

(54) **PORTABLE ELECTRONIC DEVICE**

(75) Inventors: **Wei Hu**, Shenzhen (CN); **Tzu-Cheng Yu**, Taipei Hsien (TW)

(73) Assignee: **Sutech Trading Limited**, Tortola (VG)

(**) Term: **14 Years**

(21) Appl. No.: **29/298,944**

(22) Filed: **Dec. 17, 2007**

(30) **Foreign Application Priority Data**

Oct. 25, 2007 (CN) 2007 3 0201901

(51) **LOC (8) Cl.** **14-03**

(52) **U.S. Cl.** **D14/496**

(58) **Field of Classification Search** D14/496,
D14/401, 435, 474, 483, 217, 137, 138, 160,
D14/168; 345/156, 169, 173-179, 905; 715/727-729,
715/864; 710/1, 5, 8; 713/1, 600; 455/11,
455/1.7, 73, 344-347, 93, 95; 370/342-344;
369/1, 2, 6, 12; 463/43-47; 273/148 B
See application file for complete search history.

(56) **References Cited**

U.S. PATENT DOCUMENTS

5,825,408 A * 10/1998 Yuyama et al. 348/14.01
6,122,526 A * 9/2000 Parulski et al. 455/556.1

6,671,567 B1 * 12/2003 Dwyer et al. 700/94
6,977,625 B1 * 12/2005 Zhou 343/835
D535,638 S * 1/2007 Tanaka et al. D14/156
7,203,529 B2 * 4/2007 Kim et al. 455/575.1
7,258,449 B2 * 8/2007 Chong et al. 353/85
D555,169 S * 11/2007 Shimizu et al. D14/496
D556,209 S * 11/2007 Brelo D14/496
D561,781 S * 2/2008 Park D14/496
D561,783 S * 2/2008 Schmelling D14/496

* cited by examiner

Primary Examiner—Prabhakar Deshmukh

(74) *Attorney, Agent, or Firm*—Frank R. Niranjana

(57) **CLAIM**

The ornamental design for a portable electronic device, as shown.

DESCRIPTION

FIG. 1 is a perspective view of a portable electronic device showing our new design;

FIG. 2 is a front elevational view thereof;

FIG. 3 is a rear elevational view thereof;


FIG. 4 is a left side elevational view thereof;

FIG. 5 is a right side elevational view thereof;

FIG. 6 is a top plan view thereof; and,

FIG. 7 is a bottom plan view thereof.

1 Claim, 7 Drawing Sheets






FIG. 1

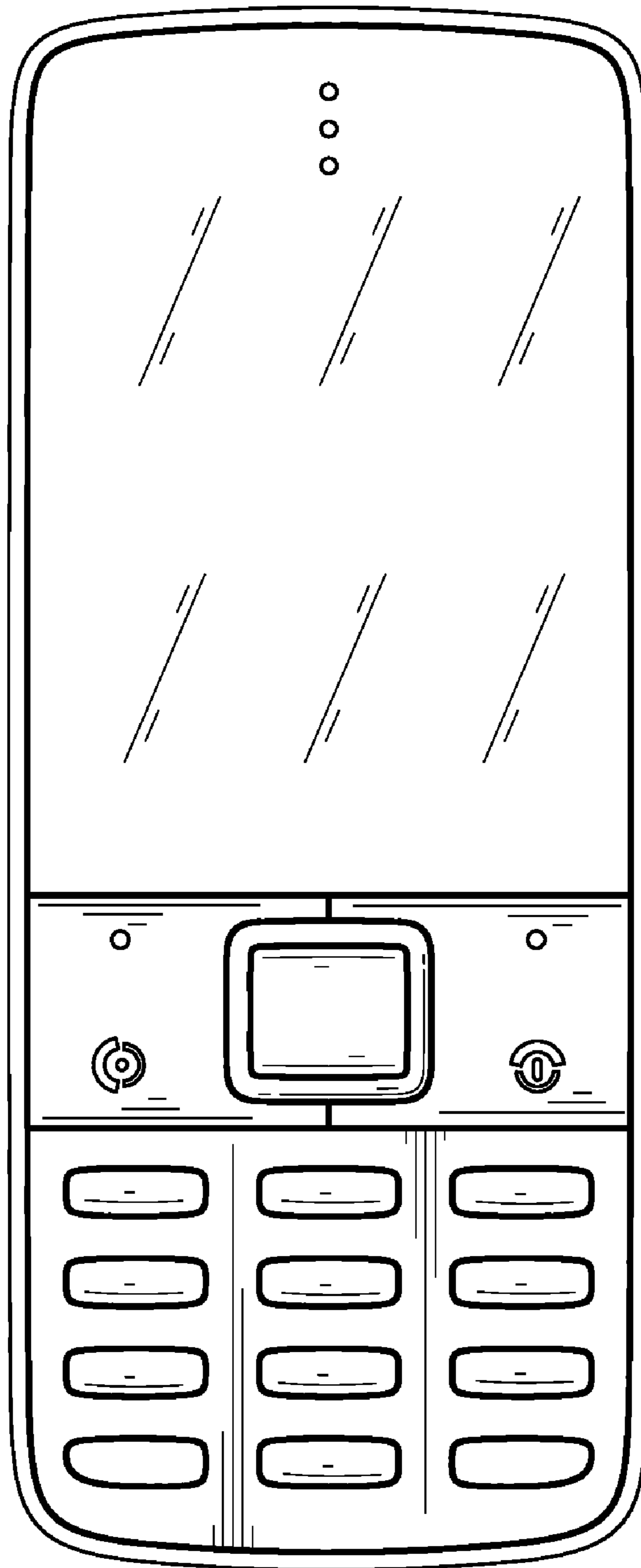


FIG. 2

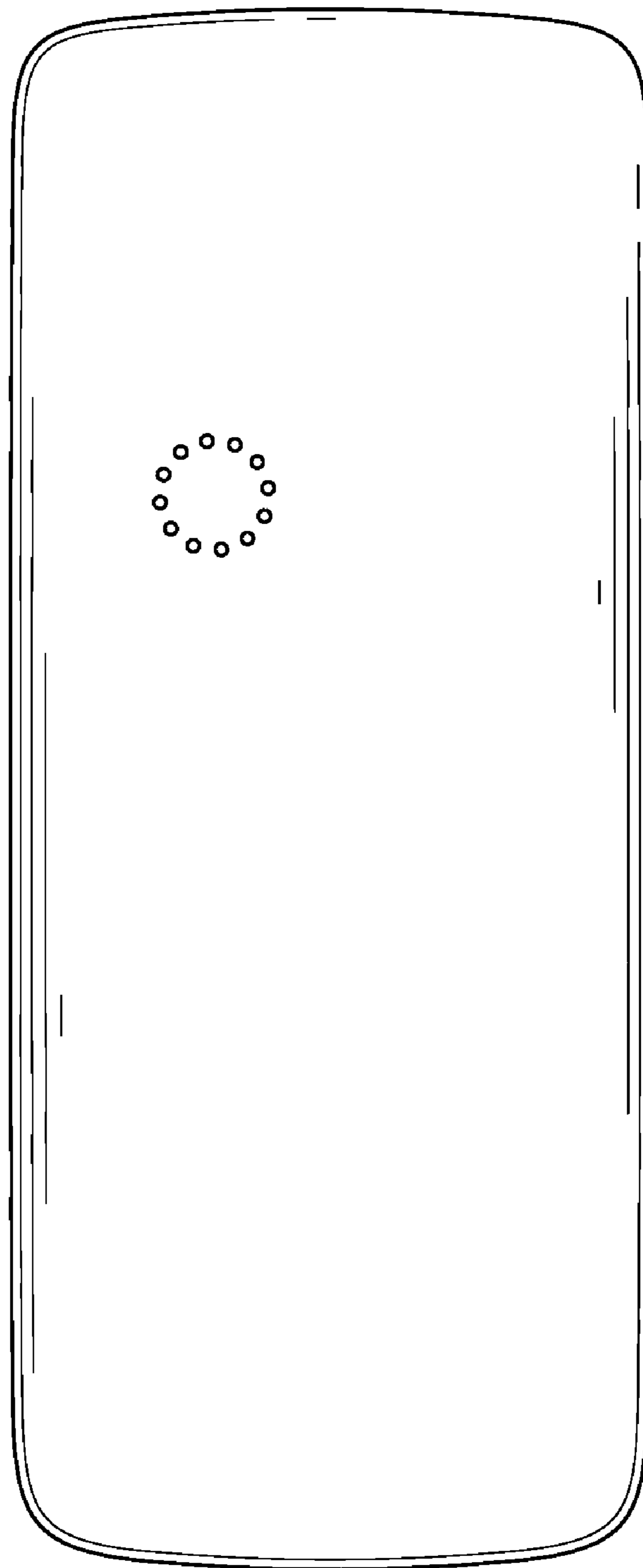


FIG. 3

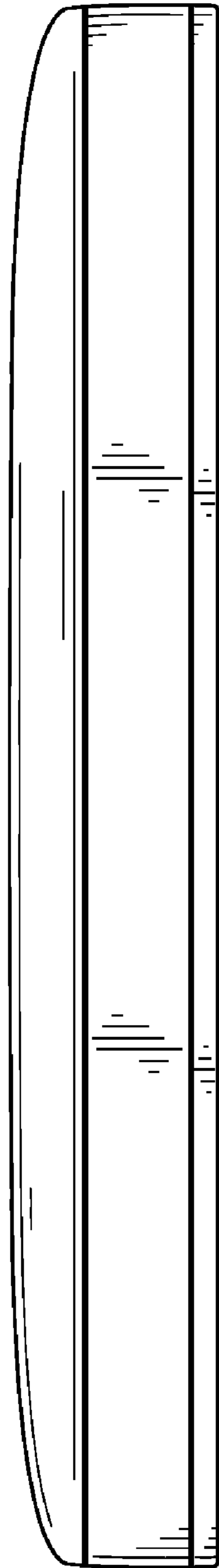


FIG. 4

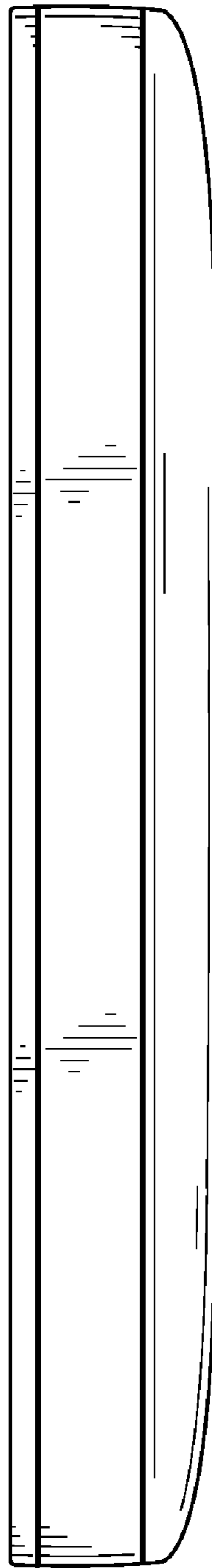


FIG. 5

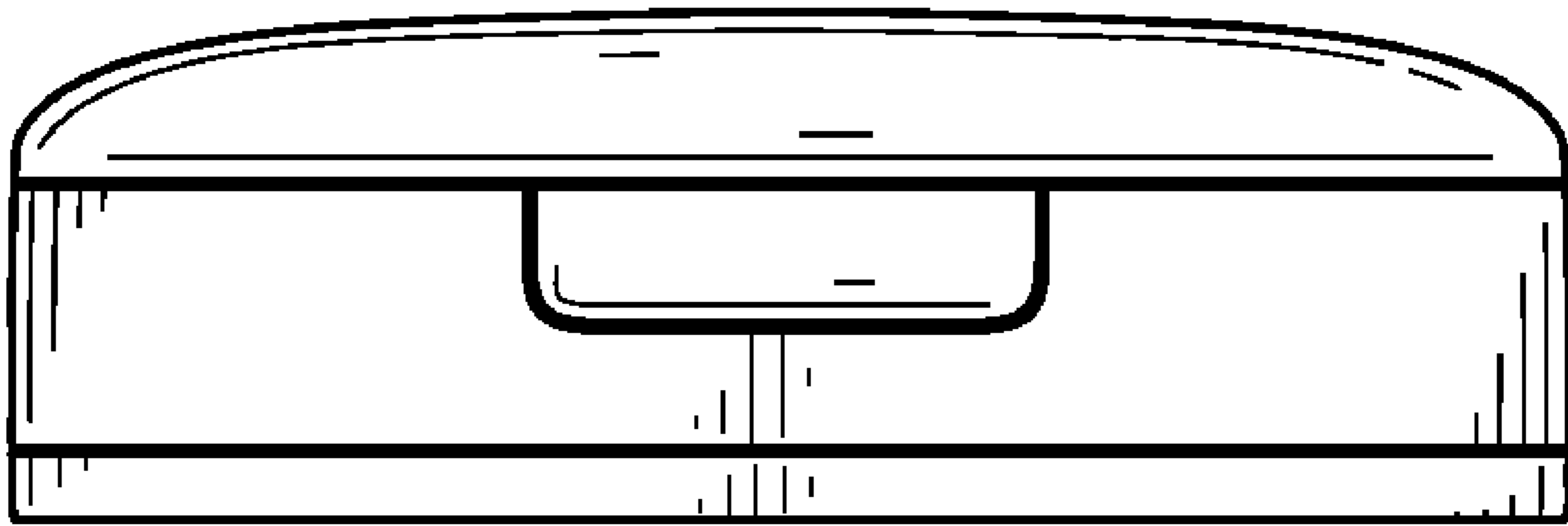


FIG. 6

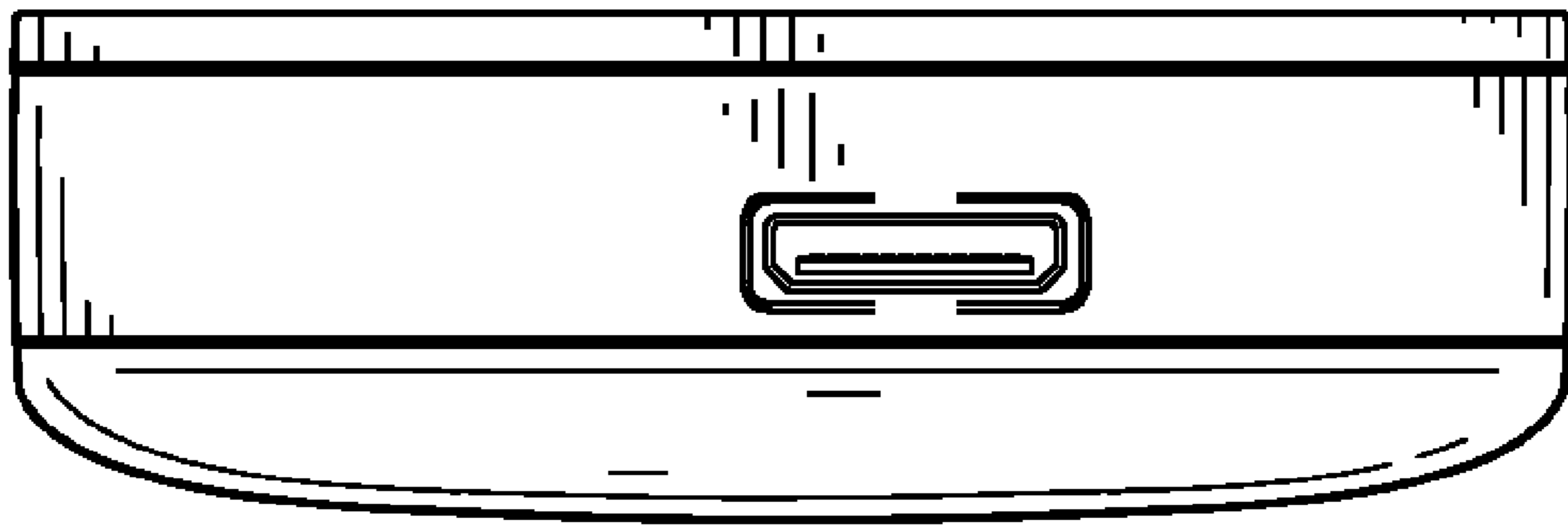


FIG. 7