



US00D577340S

(12) **United States Design Patent**  
**Henderson**

(10) **Patent No.:** **US D577,340 S**

(45) **Date of Patent:** **\*\* Sep. 23, 2008**

(54) **PORTION OF A CONNECTOR**

(75) Inventor: **Cameron J. Henderson**, New Hope,  
MN (US)

(73) Assignee: **Griffin International Companies, Inc.**,  
Minneapolis, MN (US)

(\*\*) Term: **14 Years**

(21) Appl. No.: **29/299,459**

(22) Filed: **Dec. 27, 2007**

**Related U.S. Application Data**

(62) Division of application No. 29/235,707, filed on Aug.  
4, 2005, now Pat. No. Des. 562,253.

(51) **LOC (8) Cl.** ..... **13-03**

(52) **U.S. Cl.** ..... **D13/154**

(58) **Field of Classification Search** ..... D13/133,  
D13/146-147, 153-154, 184; 439/350, 0.52,  
439/357-358, 597, 599, 607-610, 660, 668,  
439/676, 692

See application file for complete search history.

(56) **References Cited**

**U.S. PATENT DOCUMENTS**

D368,696 S	4/1996	Nagele et al.
D387,733 S	12/1997	Lee
D392,942 S	3/1998	Lee
5,984,717 A	11/1999	Lee
D429,218 S	8/2000	Lee
D438,510 S	3/2001	Leen
D447,120 S	8/2001	Lee

D448,006 S	9/2001	Lee	
D449,583 S	10/2001	Goto	
D450,039 S	11/2001	Goto	
D470,819 S	2/2003	Sass et al.	
D471,156 S	3/2003	Sass et al.	
D476,951 S	7/2003	Hussaini et al.	
D484,463 S	12/2003	Hussaini et al.	
D491,894 S	6/2004	Jiang	
D531,581 S	11/2006	Wang et al.	
D556,134 S *	11/2007	Lee et al.	..... D13/133
D562,253 S *	2/2008	Henderson	..... D13/154

\* cited by examiner

*Primary Examiner*—Daniel D Bui

(74) *Attorney, Agent, or Firm*—Dicke, Billig & Czaja, PLLC

(57) **CLAIM**

The ornamental design for a portion of a connector, as shown and described.

**DESCRIPTION**

FIG. 1 is a top, front and left-side perspective view of a portion of a connector, showing my new design.

FIG. 2 is a bottom plan view thereof.

FIG. 3 is a top plan view thereof.

FIG. 4 is a right side elevation view thereof.

FIG. 5 is a left side elevation view thereof.

FIG. 6 is a front elevation view thereof; and,

FIG. 7 is a rear elevation view thereof.

The broken line showing of the environment is for illustrative purposes only, and forms no part of the claimed design.

**1 Claim, 6 Drawing Sheets**

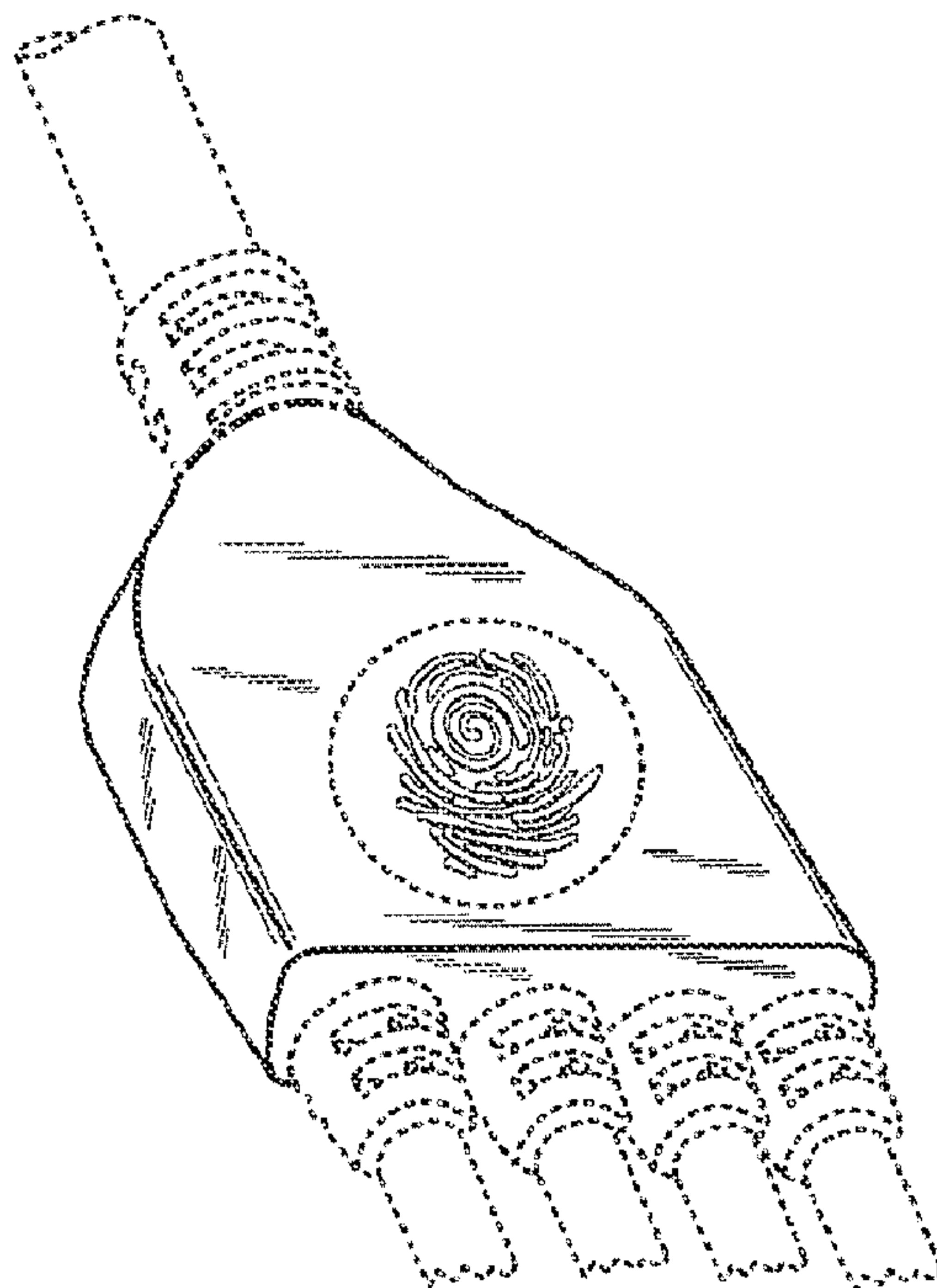
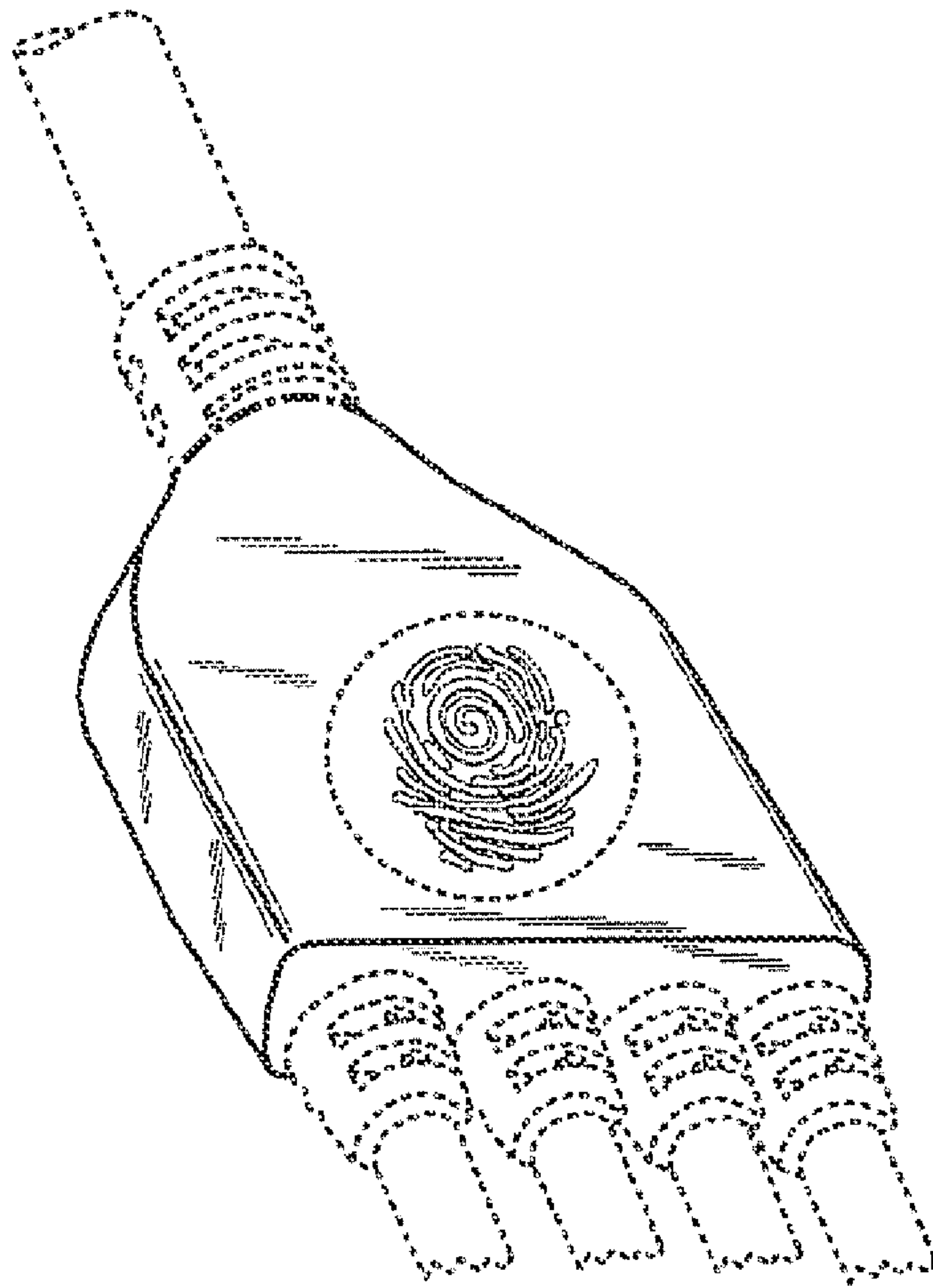


Fig. 1



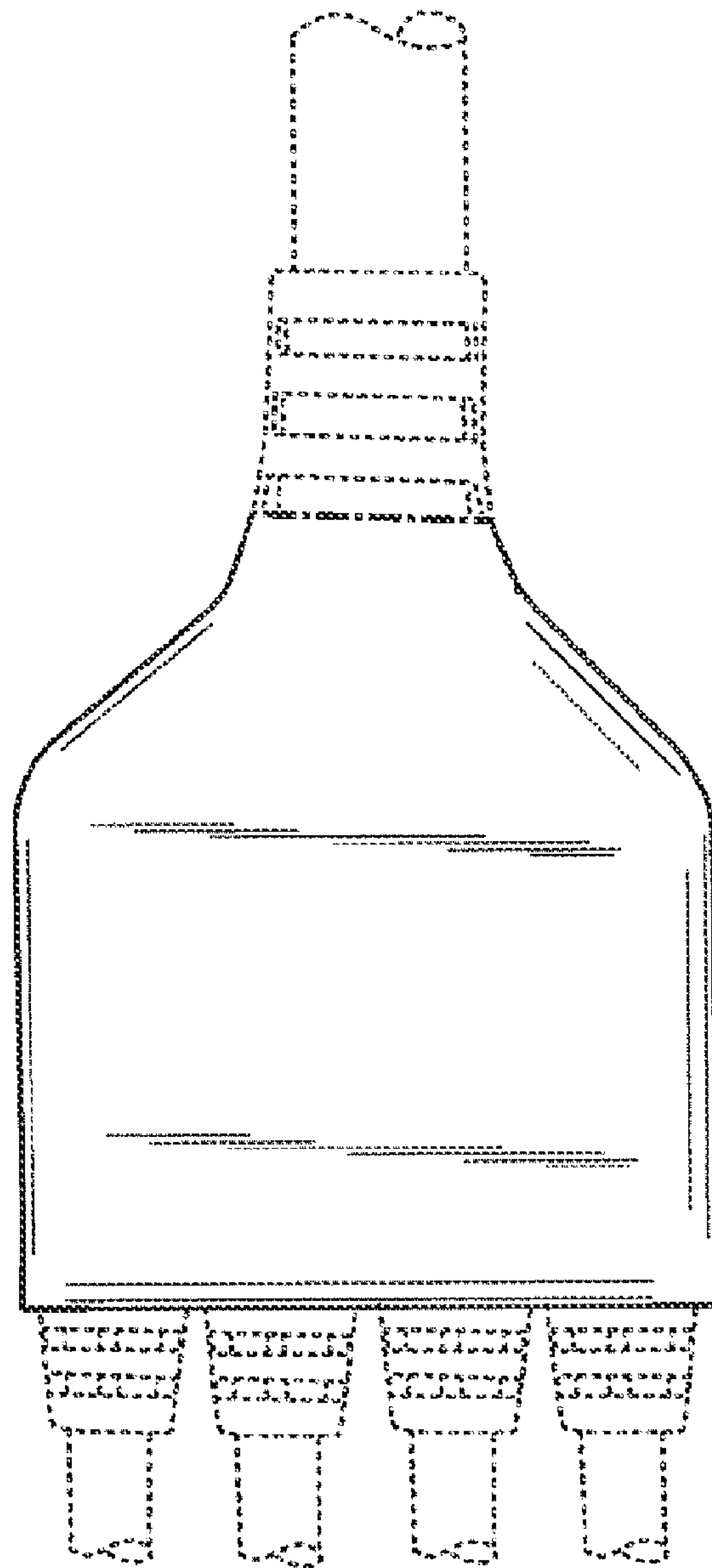


Fig. 2



Fig. 3

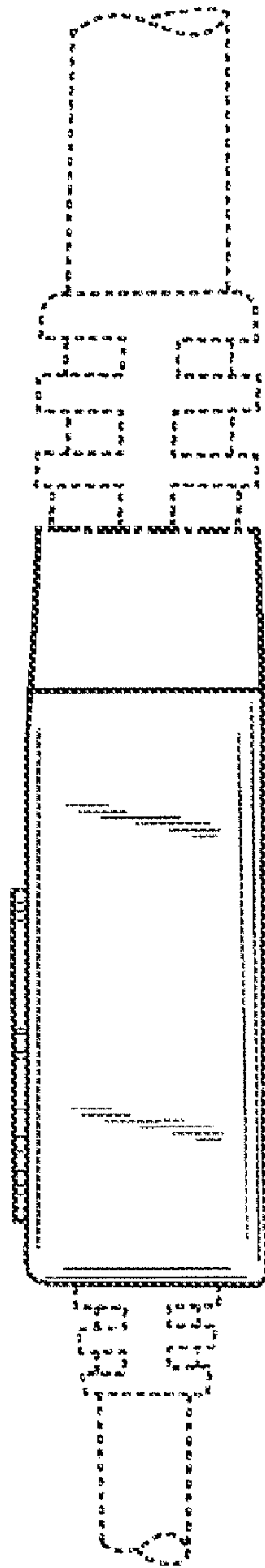


Fig. 4

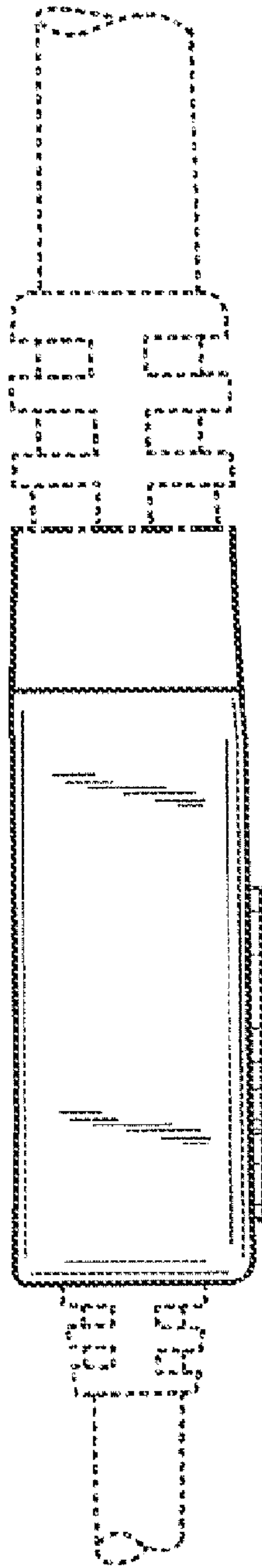
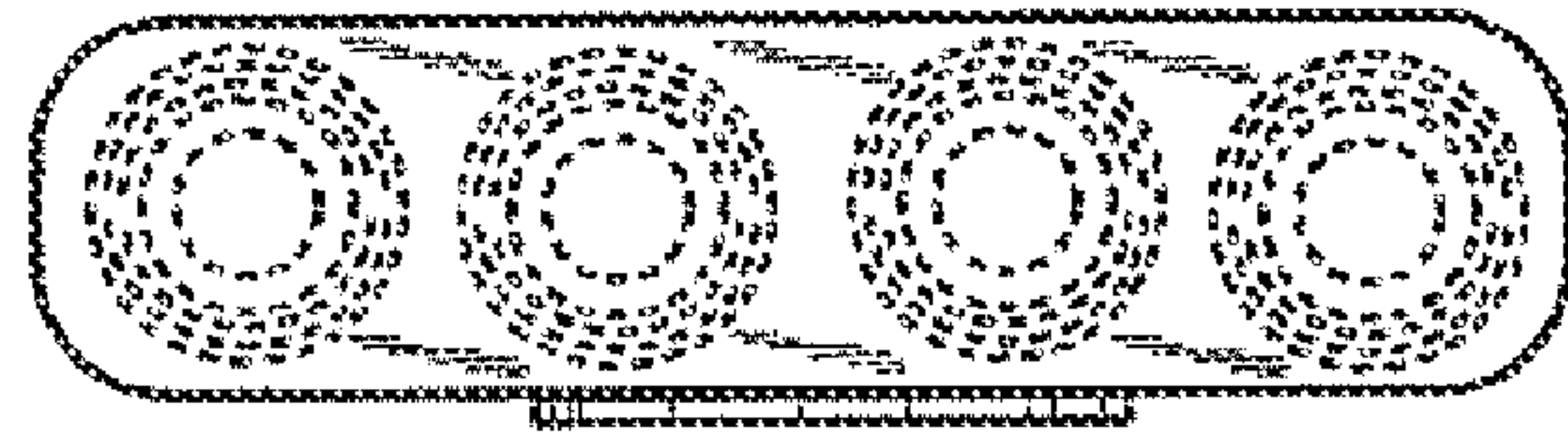
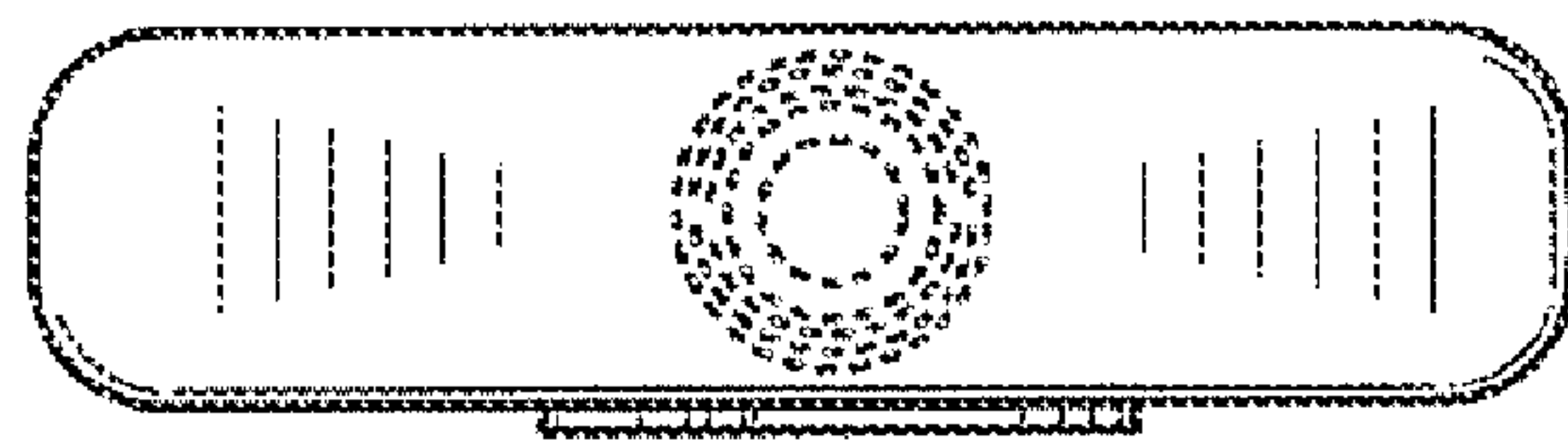


Fig. 5





**Fig. 6**



**Fig. 7**