



US00D577335S

(12) **United States Design Patent**
Riede

(10) **Patent No.:** **US D577,335 S**

(45) **Date of Patent:** **** Sep. 23, 2008**

(54) **CHARGING DEVICE**

(75) Inventor: **Steven Riede**, Long Beach, CA (US)

(73) Assignee: **Magnadyne Corporation**, Compton, CA (US)

(**) Term: **14 Years**

(21) Appl. No.: **29/272,325**

(22) Filed: **Feb. 6, 2007**

(51) **LOC (8) Cl.** **13-02**

(52) **U.S. Cl.** **D13/108**

(58) **Field of Classification Search** D13/107-110,
D13/118-119, 133, 184; D14/251, 253,
D14/432, 434; 320/107-115

See application file for complete search history.

(56) **References Cited**

U.S. PATENT DOCUMENTS

2,681,955	A *	6/1954	Davis	320/112
D300,425	S *	3/1989	Sumita	D13/133
D324,026	S *	2/1992	Ichida et al.	D13/133
D374,426	S *	10/1996	Nuovo	D13/108
D388,053	S *	12/1997	Robertson et al.	D13/133
5,917,307	A *	6/1999	Watanabe et al.	320/108
D413,302	S *	8/1999	Sekiguchi et al.	D13/133
D479,706	S *	9/2003	Fukasawa et al.	D13/133
D488,159	S *	4/2004	Chung	D14/433
D500,475	S *	1/2005	Noro et al.	D13/133
D527,345	S *	8/2006	Zhang	D13/133
D537,782	S *	3/2007	Kikuchi	D13/133

D544,443	S *	6/2007	Yang et al.	D13/133
D554,585	S *	11/2007	Nazar	D13/110
D562,769	S *	2/2008	Ashida et al.	D13/133
2005/0189911	A1 *	9/2005	Cheng	320/111
2007/0229025	A1 *	10/2007	Tsai et al.	320/111

* cited by examiner

Primary Examiner—Cathron Brooks

Assistant Examiner—Rosemary K Tarcza

(74) *Attorney, Agent, or Firm*—Paul, Hastings, Janofsky & Walker LLP

(57) **CLAIM**

The ornamental design for a charging device, as shown and described.

DESCRIPTION

FIG. 1 is a perspective view of the charging device, shown with the environment of a vehicle power plug.

FIG. 2 is a bottom elevational view thereof;

FIG. 3 is a top elevational view thereof;

FIG. 4 is a back elevational view thereof;

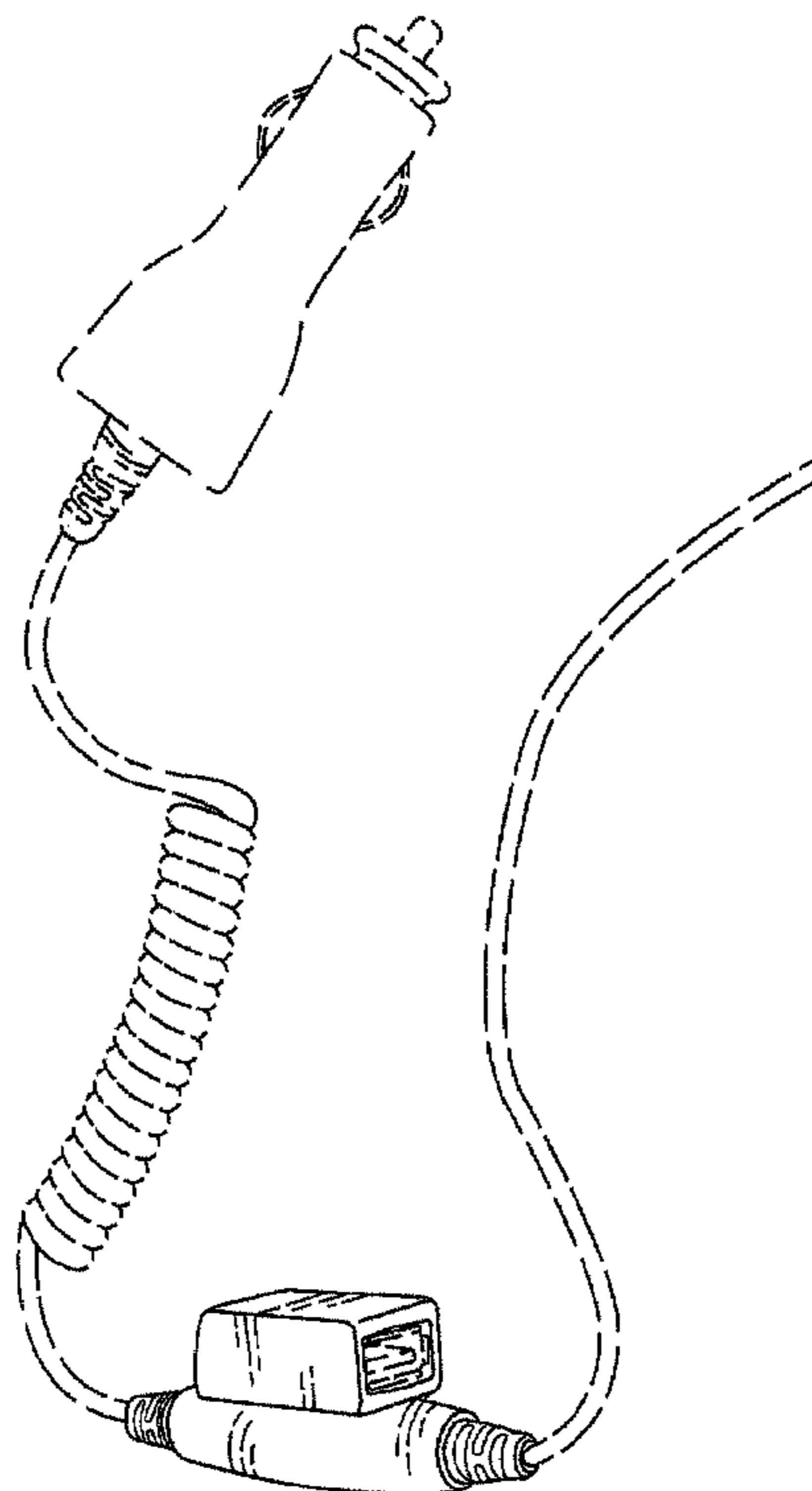
FIG. 5 is a front elevational view thereof;

FIG. 6 is a left side elevational view thereof, with the right side elevational view of the present invention; and,

FIG. 7 is an alternate perspective view of the charging device, shown in the environment of a wall power plug.

The broken lines in the drawings depict environmental structure and do not form a part of the claimed design.

1 Claim, 3 Drawing Sheets



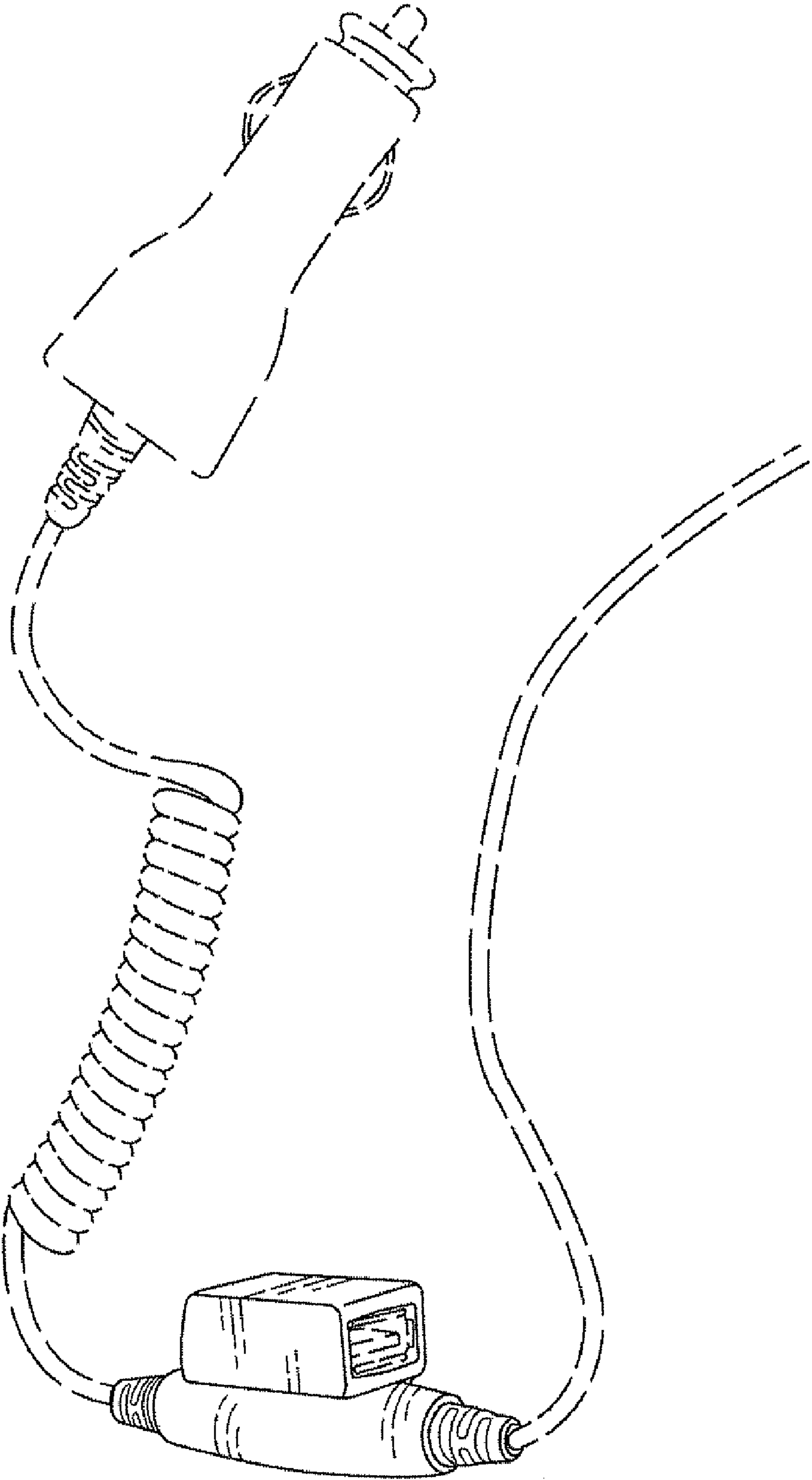


Figure 1




Figure 2




Figure 3

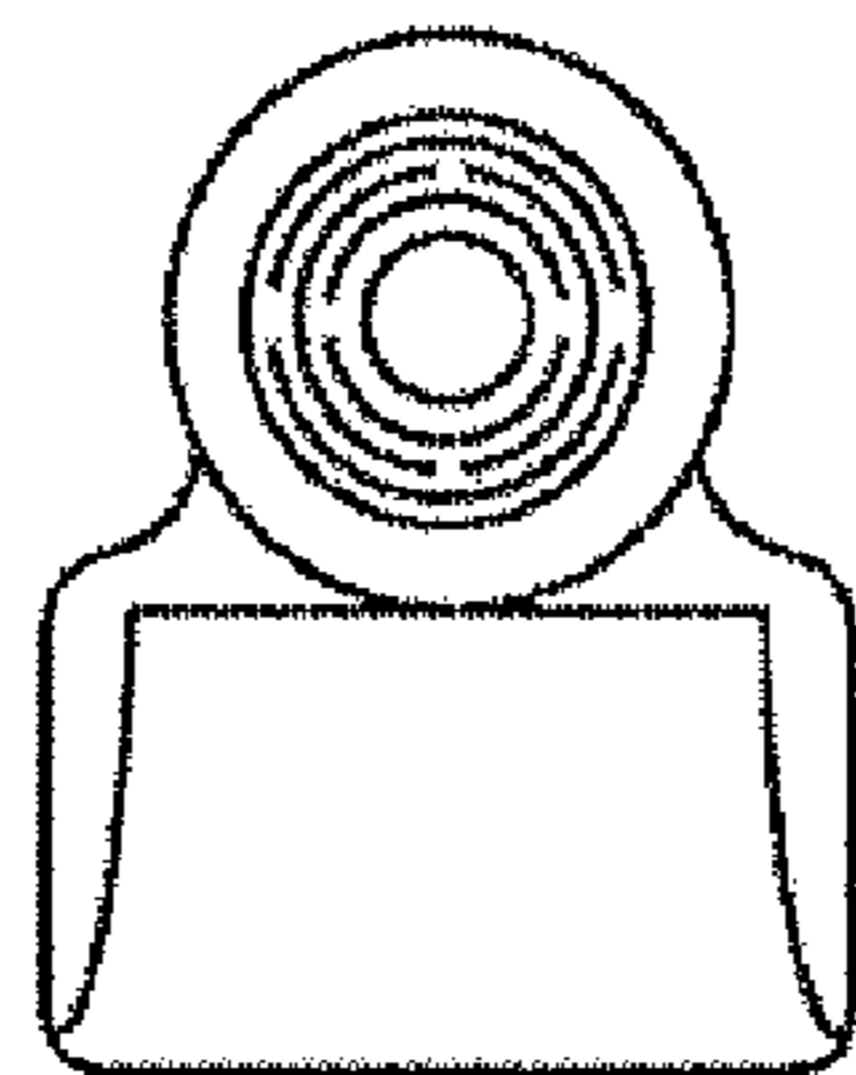


Figure 4

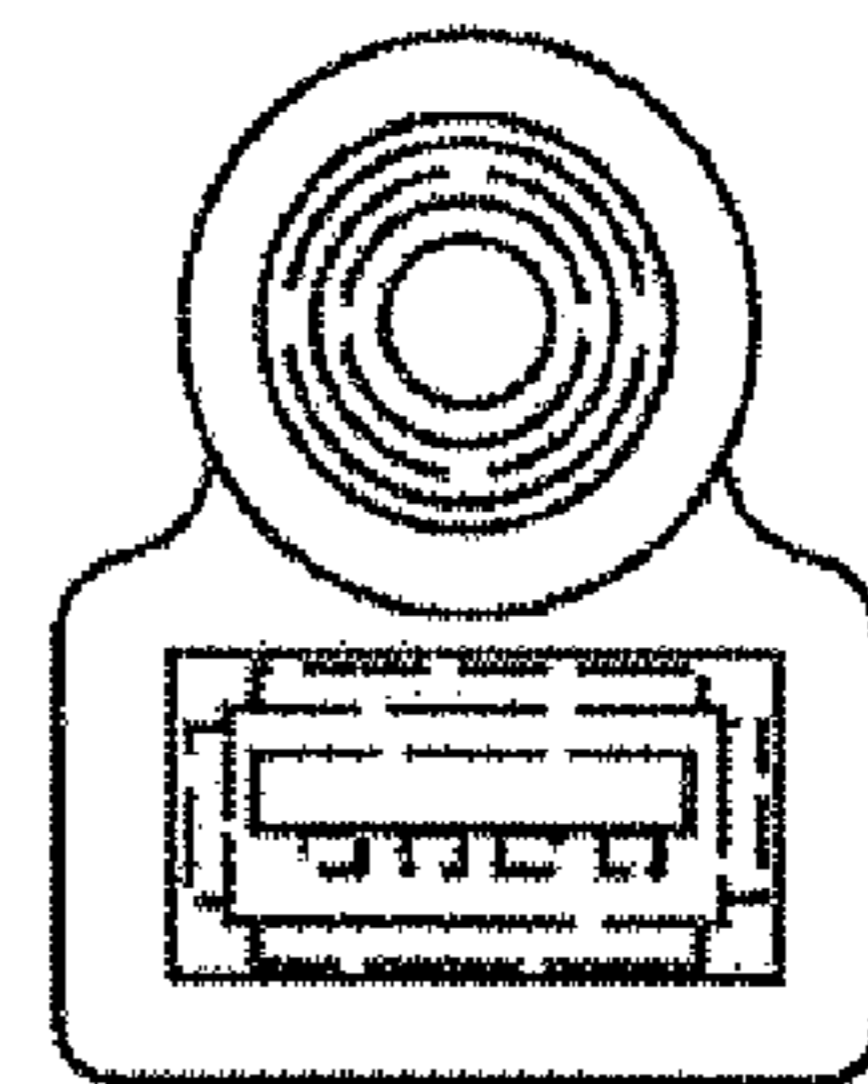


Figure 5




Figure 6

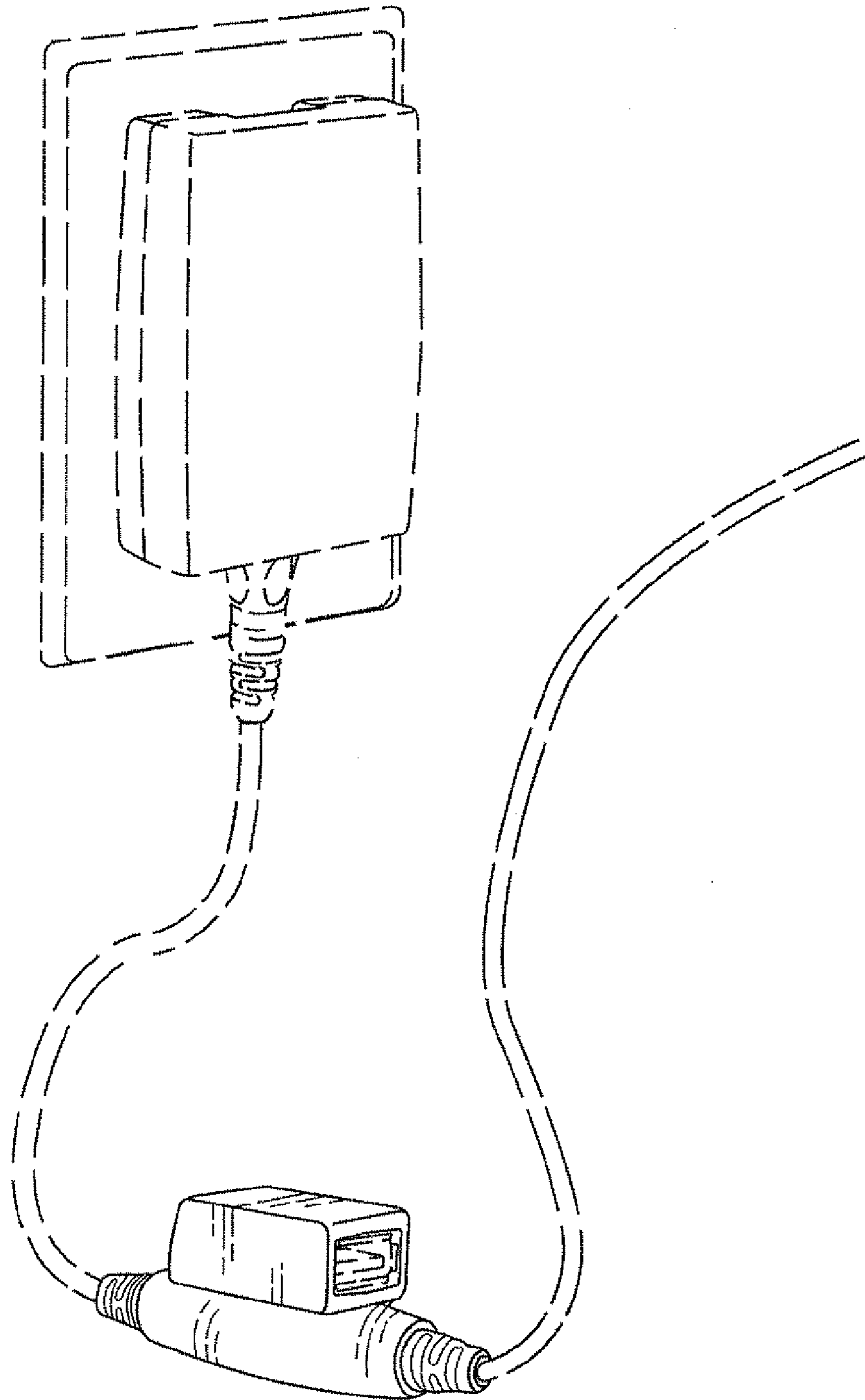


Figure 7