



US00D577327S

(12) **United States Design Patent**
Jung et al.

(10) **Patent No.:** **US D577,327 S**

(45) **Date of Patent:** **** Sep. 23, 2008**

(54) **VEHICLE ROOF RACK ELEMENT**

D457,123 S * 5/2002 Sin D12/412

(75) Inventors: **Chi Jung**, Torrance, CA (US); **Roger Brown**, Corona, CA (US)

* cited by examiner

Primary Examiner—Stacia Cadmus

(73) Assignee: **Honda Motor Co., Ltd.**, Tokyo (JP)

(74) *Attorney, Agent, or Firm*—Plumsea Law Group, LLC; Mark E. Duell

(**) Term: **14 Years**

(57) **CLAIM**

(21) Appl. No.: **29/298,832**

The ornamental design for a vehicle roof rack element, as shown and described.

(22) Filed: **Dec. 13, 2007**

DESCRIPTION

(51) **LOC (8) Cl.** **12-16**

(52) **U.S. Cl.** **D12/412**

(58) **Field of Classification Search** D12/400,
D12/412, 414; 410/104–105, 107, 111; 296/37.7,
296/3, 10, 36; 224/309, 316, 317, 322–329,
224/331, 42.1, 42.2

FIG. 1 is a perspective view of a vehicle roof rack element showing our new design;

FIG. 2 is a side elevational view thereof, the opposite side elevational view being a mirror image thereof;

FIG. 3 is a top plan view;

See application file for complete search history.

FIG. 4 is a perspective view of a second embodiment of a left-handed version of the vehicle roof rack element;

FIG. 5 is a side elevational view thereof, the opposite side elevational view being a mirror image thereof; and,

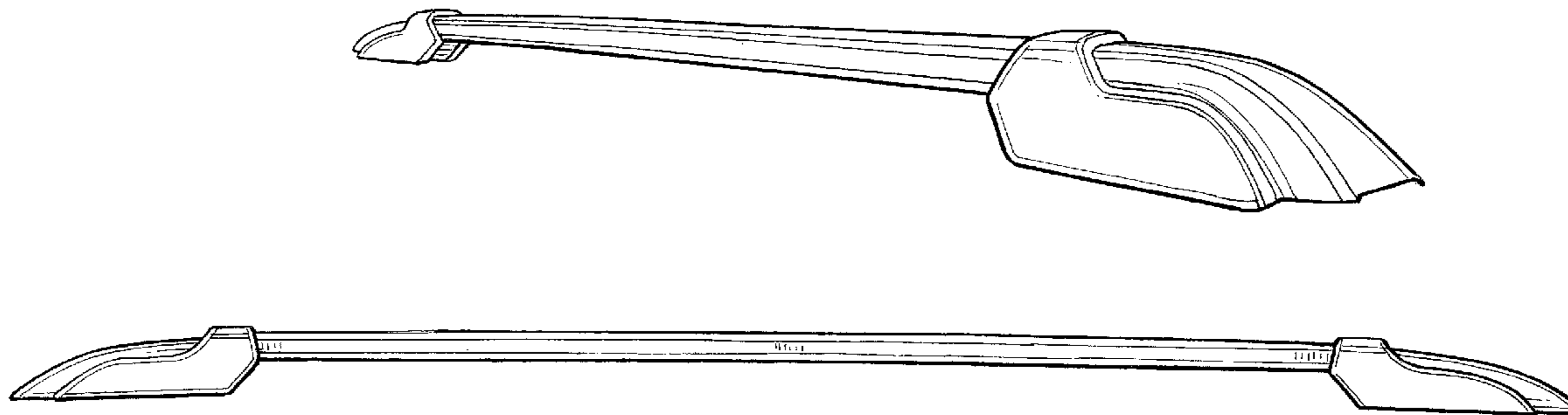
FIG. 6 is a top plan view.

(56) **References Cited**

U.S. PATENT DOCUMENTS

- D294,137 S * 2/1988 Robson D12/412
- D319,810 S * 9/1991 Stapleton et al. D12/412
- D344,482 S * 2/1994 Arvidsson D12/412
- D380,188 S * 6/1997 Prasatek et al. D12/412

1 Claim, 2 Drawing Sheets



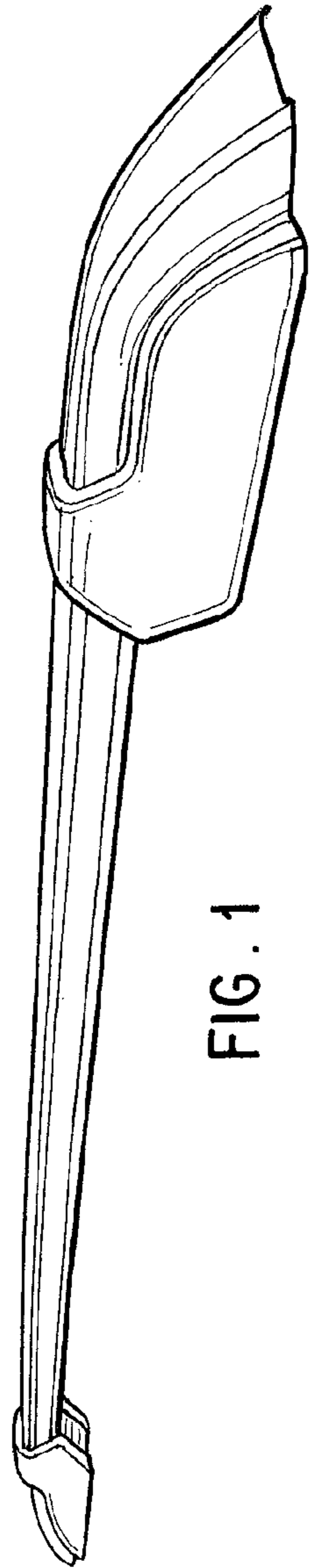


FIG. 1




FIG. 2

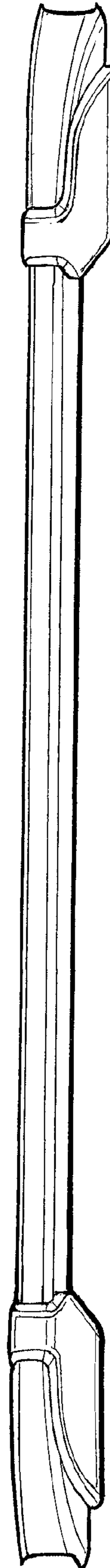


FIG. 3



FIG. 4

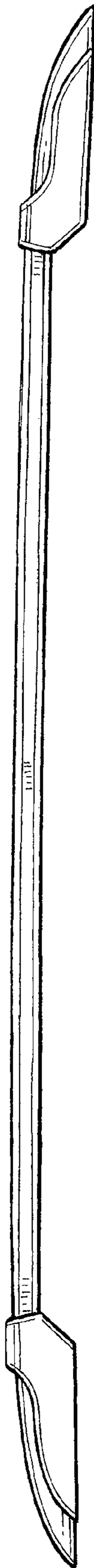


FIG. 5

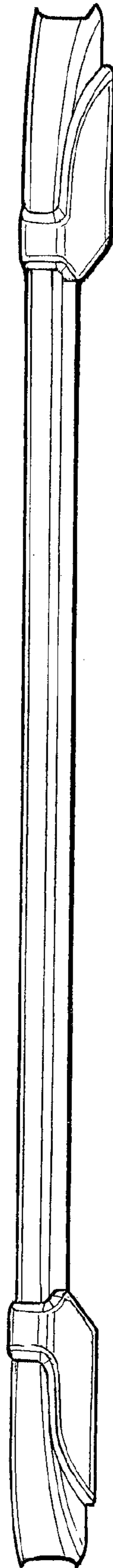


FIG. 6