



US00D577325S

(12) **United States Design Patent**  
**Harman**

(10) **Patent No.:** **US D577,325 S**

(45) **Date of Patent:** **\*\* Sep. 23, 2008**

(54) **BOAT**

(75) Inventor: **Jayden David Harman**, San Rafael, CA  
(US)

(73) Assignee: **Pax Scientific, Inc.**, San Rafael, CA  
(US)

(\*\*) Term: **14 Years**

(21) Appl. No.: **29/296,388**

(22) Filed: **Oct. 18, 2007**

(51) **LOC (8) Cl.** ..... **12-06**

(52) **U.S. Cl.** ..... **D12/300**

(58) **Field of Classification Search** ..... D12/300,  
D12/302-304, 314, 316, 11; 114/61.1, 61.12,  
114/61.2, 61.32, 288-291, 344, 345, 355-357;  
D21/809, 542

See application file for complete search history.

(56) **References Cited**

**U.S. PATENT DOCUMENTS**

D155,620 S *	10/1949	Mitchell	.....	D12/300
3,261,038 A *	7/1966	Klepper	.....	114/345
D222,510 S *	10/1971	Centaro	.....	D12/300
D241,928 S *	10/1976	Peterson	.....	D12/300
D275,939 S *	10/1984	Wilje	.....	D12/11
4,545,319 A *	10/1985	Ferronniere et al.	.....	114/345
4,667,618 A *	5/1987	Cigognetti	.....	114/345
4,750,448 A *	6/1988	Hennebutte	.....	114/345
D334,912 S	4/1993	Harman		
5,228,407 A *	7/1993	Cummer et al.	.....	114/345
5,517,939 A	5/1996	Harman et al.		
D374,853 S	10/1996	Pierce		
D383,109 S	9/1997	Livingston		
D384,321 S	9/1997	Anderson		
D405,411 S	2/1999	Schmidt		
D418,104 S	12/1999	Bove		
6,223,677 B1 *	5/2001	Hall et al.	.....	114/345
D464,930 S	10/2002	Argent et al.		
D487,800 S	3/2004	Chen et al.		
D488,424 S	4/2004	Pigeon		

D505,907 S *	6/2005	Bryham	.....	D12/300
D509,584 S	9/2005	Li et al.		
D513,399 S	1/2006	Plumb		
D515,008 S	2/2006	Smith		
D523,388 S	6/2006	Plumb		
D539,413 S	3/2007	Parker et al.		

**FOREIGN PATENT DOCUMENTS**

JP	D1243052	6/2005
TW	565374	3/2002
TW	M287387	2/2006

\* cited by examiner

*Primary Examiner*—Holly H. Baynham

*Assistant Examiner*—Cynthia M Chin

(74) *Attorney, Agent, or Firm*—Carr & Ferrell LLP

(57) **CLAIM**

The ornamental design for a boat, as shown and described.

**DESCRIPTION**

FIG. 1 is a perspective view of the boat, showing a top, back, and right side view of the new design;

FIG. 2 is a perspective view of the boat of FIG. 1, showing a top, front, and right side view;

FIG. 3 is a profile view of the boat of FIG. 1, viewed from the right-hand side;

FIG. 4 is a perspective view of the boat of FIG. 1, showing a bottom, front, and right side view

FIG. 5 is a top plan view of the boat of FIG. 1, the front of the boat being oriented toward the right;


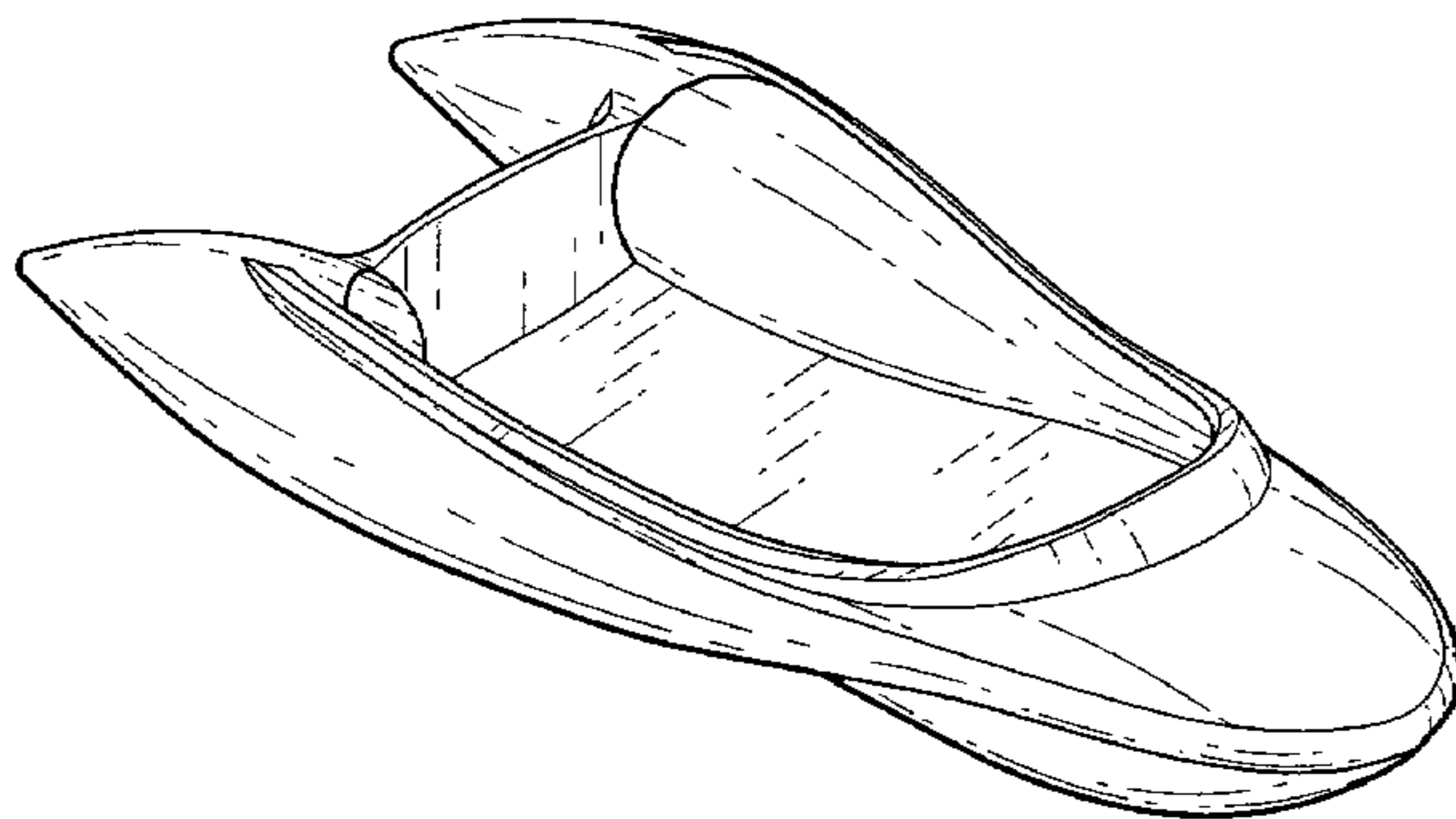
FIG. 6 is a bottom plan view of the boat of FIG. 1, the front of the boat being oriented toward the right;

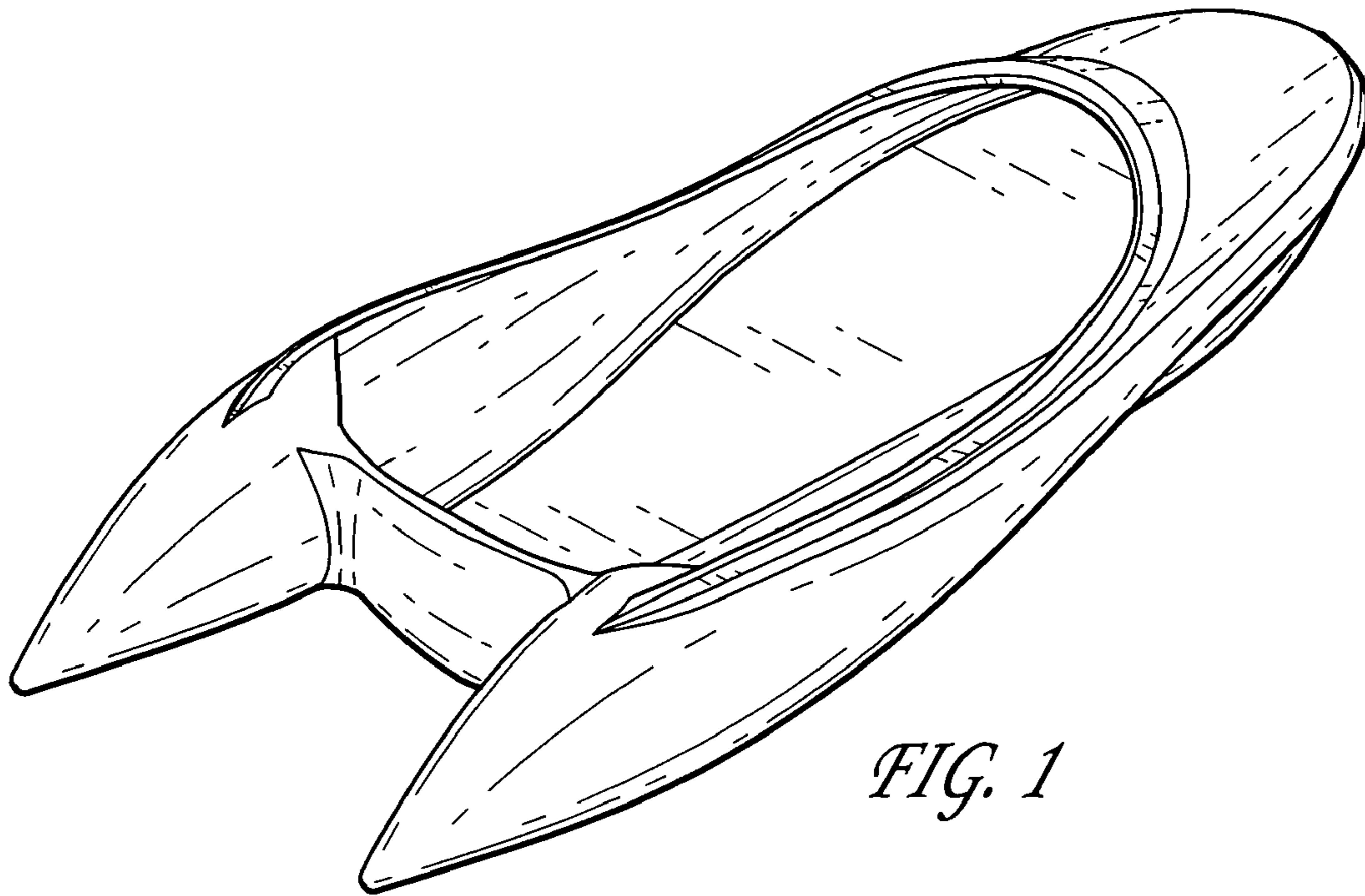
FIG. 7 is front view of the boat of FIG. 1; and,

FIG. 8 is a back view of the boat of FIG. 1.

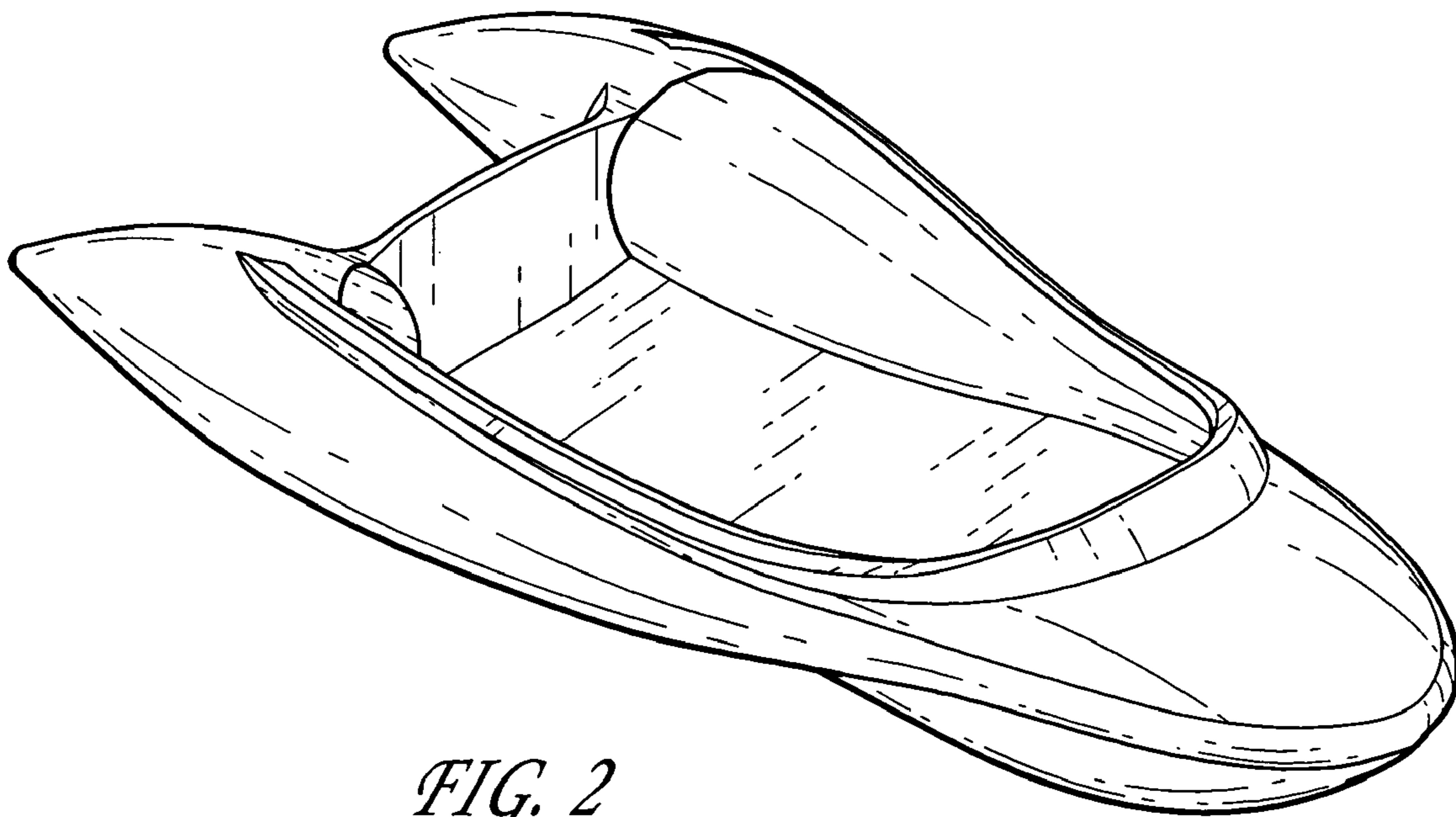
A left side view of the boat of FIG. 1 is not shown in that the left side view is a mirror image of the right side view of the boat.

**1 Claim, 4 Drawing Sheets**







*FIG. 1*



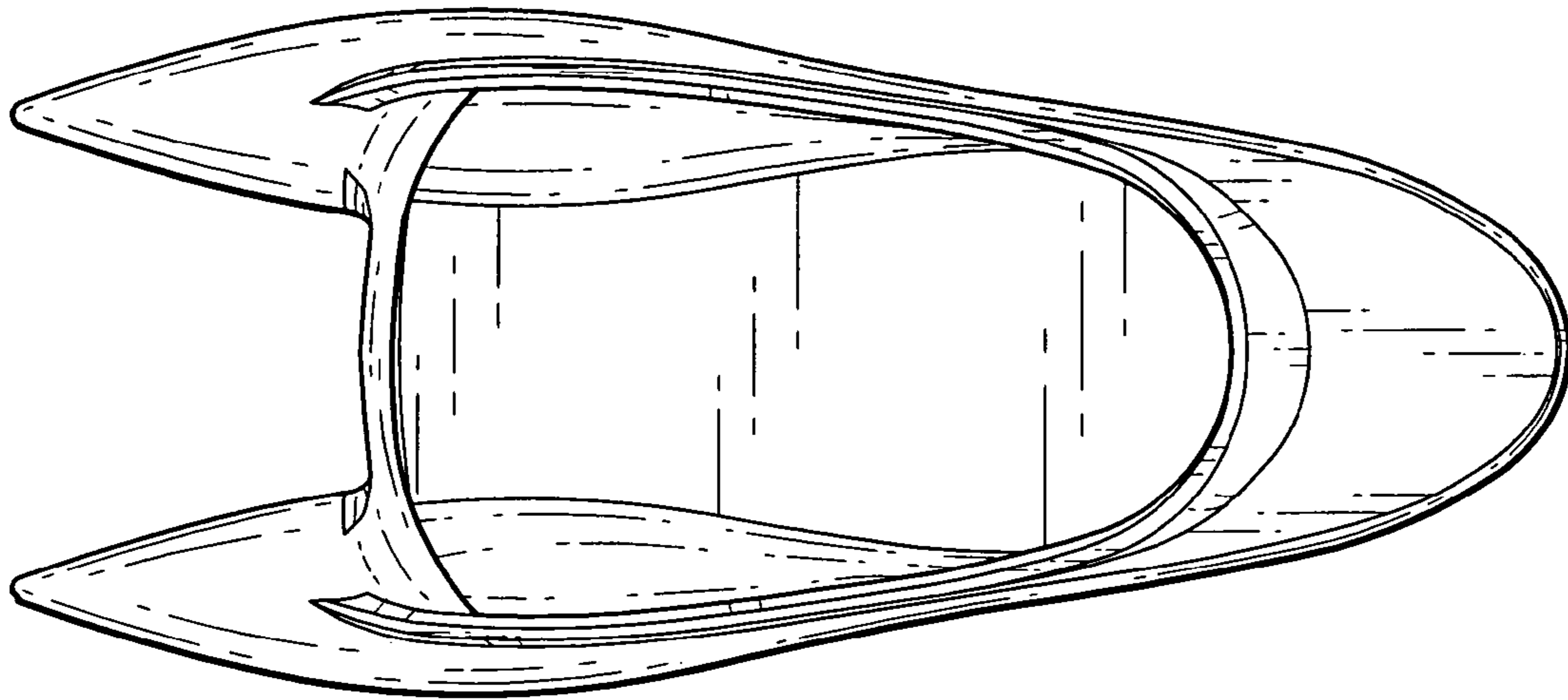
*FIG. 2*



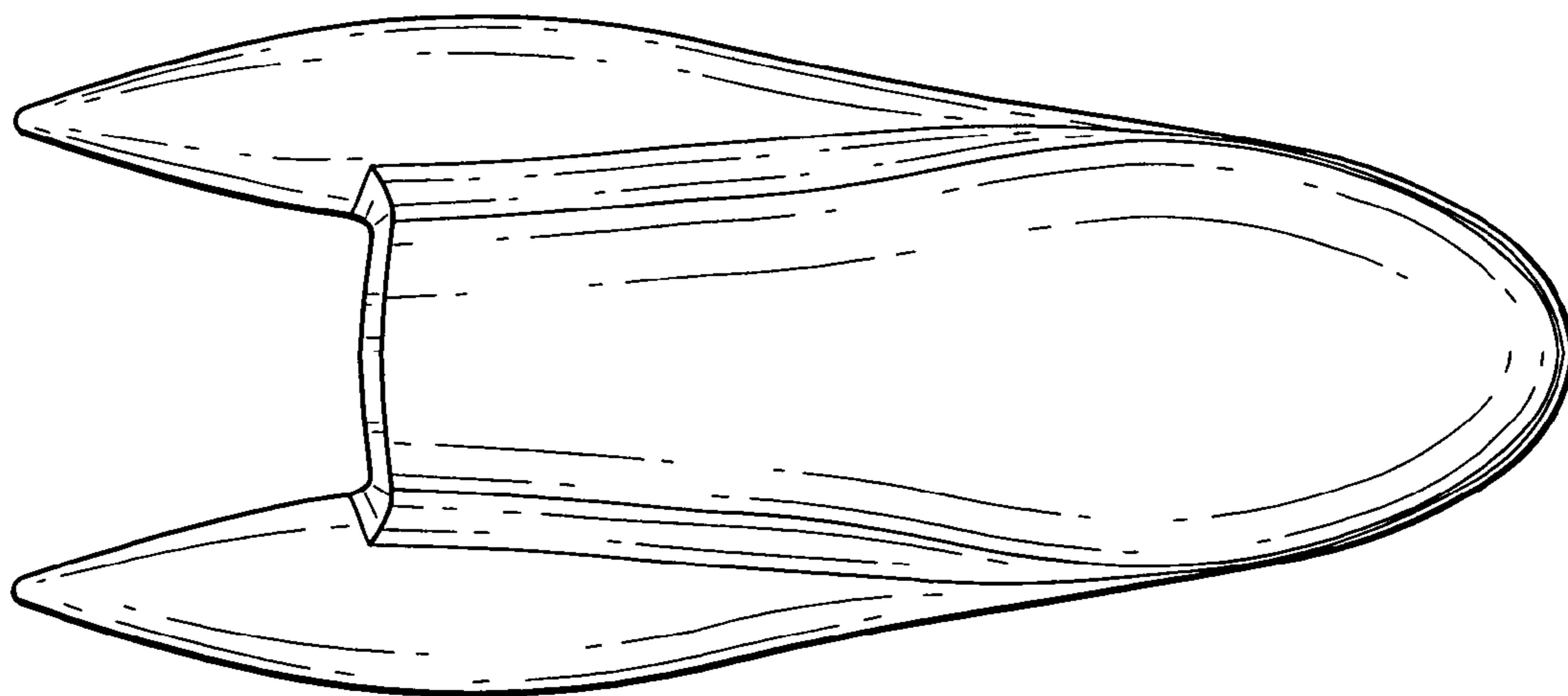
*FIG. 3*



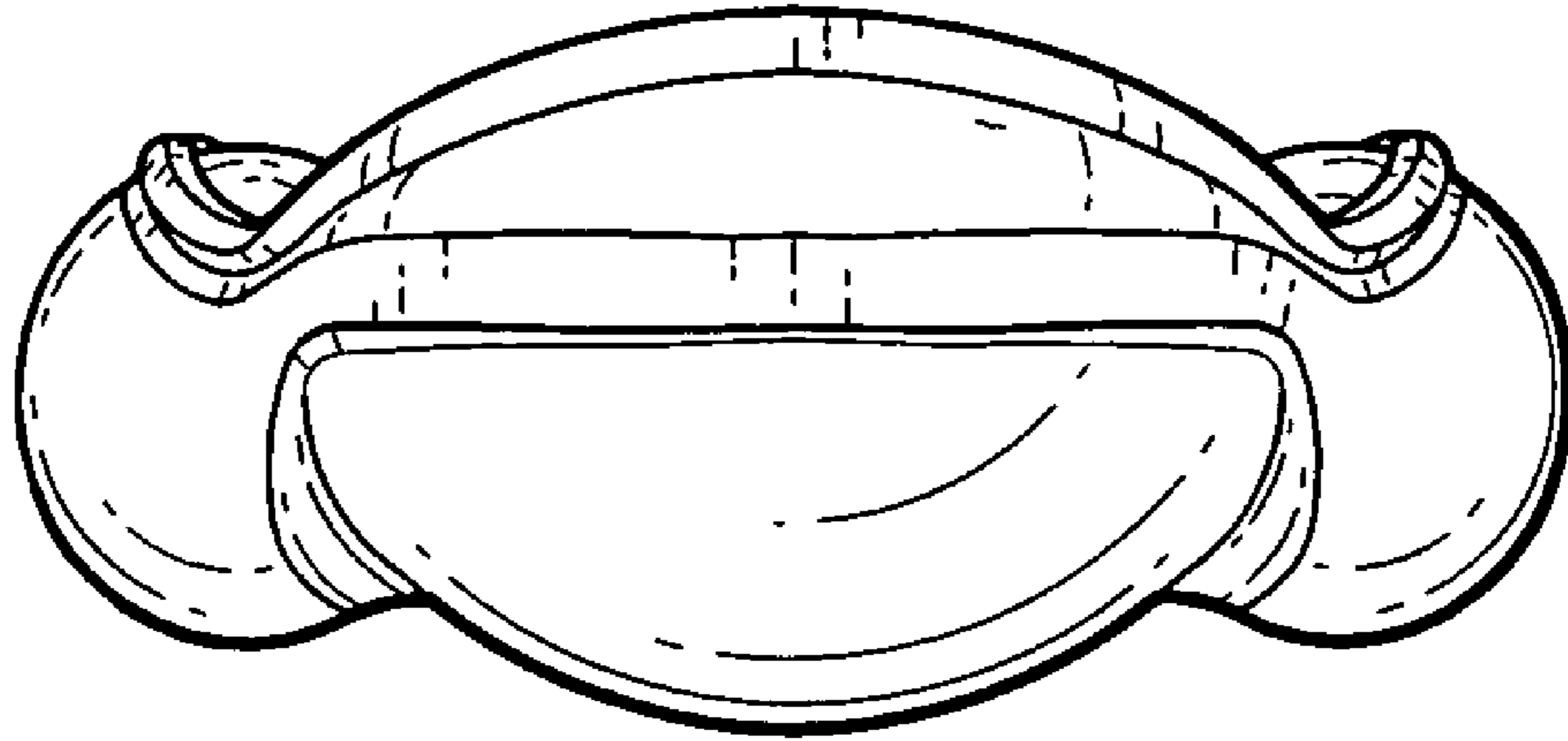
*FIG. 4*



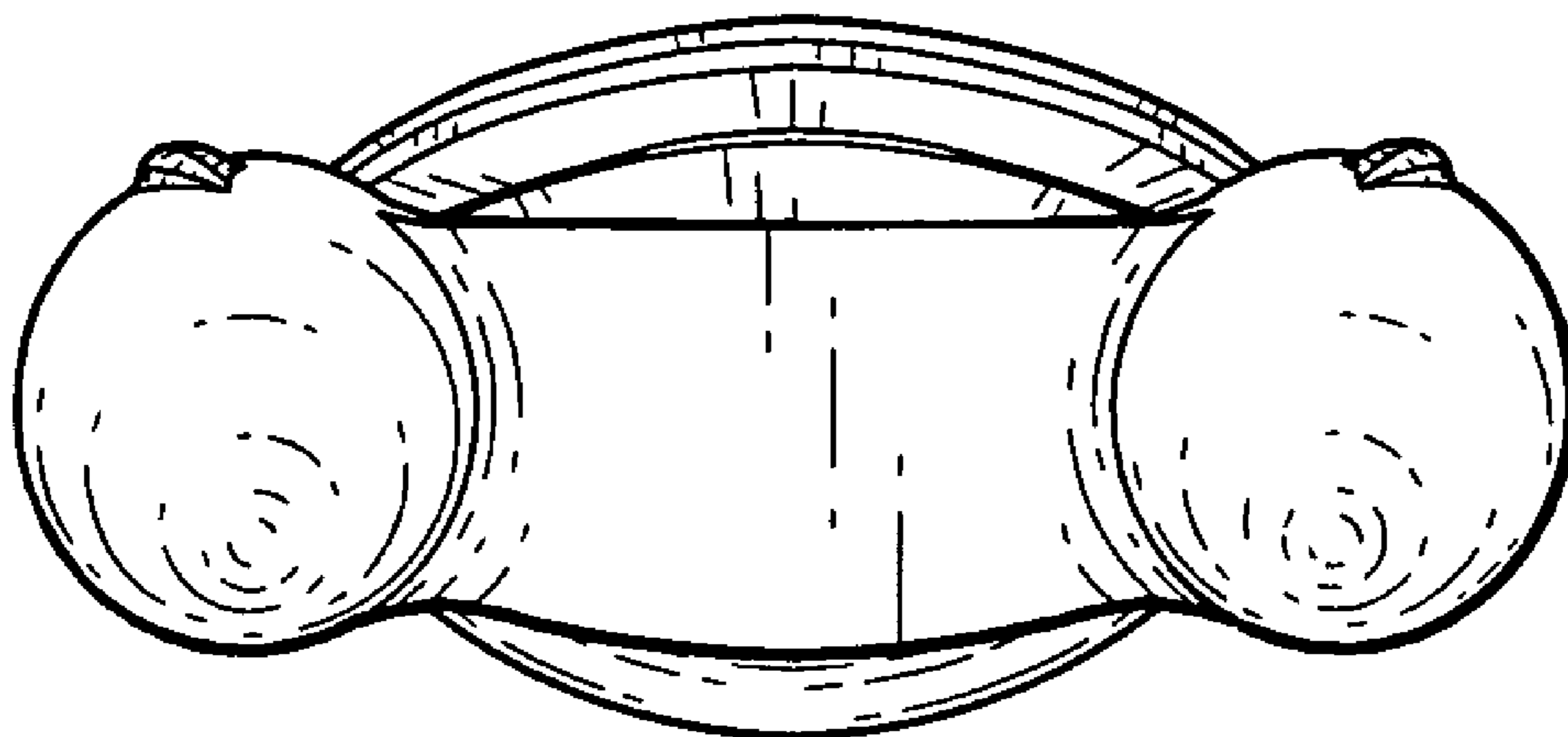
*FIG. 5*



*FIG. 6*



*FIG. 7*



*FIG. 8*