



US00D577305S

(12) **United States Design Patent**
Greenwood

(10) **Patent No.:** **US D577,305 S**
(45) **Date of Patent:** **** Sep. 23, 2008**

(54) **PENNANT WRISTBAND**

(76) Inventor: **Kenneth Greenwood**, 4516 Lovers La.,
Suite 355, Dallas, TX (US) 75225-6925

(**) Term: **14 Years**

(21) Appl. No.: **29/281,683**

(22) Filed: **Jun. 28, 2007**

(51) **LOC (8) Cl.** **11-01**

(52) **U.S. Cl.** **D11/12**

(58) **Field of Classification Search** D11/1,
D11/2, 3, 4, 5, 6, 7, 11, 12, 13, 14, 15, 20,
D11/21, 22, 23, 24, 25, 26, 30, 79, 80, 86,
D11/95, 116; 63/3, 3.1, 3.2, 4, 5.1, 7, 10,
63/11, 15, 15.7, 18, 21, 35, 37, 38; 224/175;
59/1, 2, 3, 78, 79.2; 40/633; D10/32
See application file for complete search history.

(56) **References Cited**

U.S. PATENT DOCUMENTS

1,439,510	A	12/1922	Foster, Jr.	
D142,404	S *	9/1945	Greenberg	D11/3
3,279,107	A	10/1966	Baumgartner	
4,226,036	A *	10/1980	Krug	40/633
4,862,436	A *	8/1989	Harilela	224/178
5,102,171	A	4/1992	Saetre	
D334,150	S	3/1993	Cuddeback et al.	
5,246,517	A	9/1993	Watson	
5,899,010	A	5/1999	Peck	
5,914,158	A	6/1999	McGuinness	

D520,380 S * 5/2006 Correia D11/3
2003/0009921 A1 1/2003 McAllister
2004/0224115 A1 11/2004 Weissman et al.

FOREIGN PATENT DOCUMENTS

FR 2799864 A1 * 4/2001

* cited by examiner

Primary Examiner—Louis S Zarfaz

Assistant Examiner—Michael A Pratt

(74) *Attorney, Agent, or Firm*—John G. Fischer; Storm LLP

(57) **CLAIM**

The ornamental design for a pennant wristband, as shown and described.

DESCRIPTION

FIG. 1 is an isometric view thereof;

FIG. 2 is top view thereof;

FIG. 3 is a bottom view;

FIG. 4 is a left elevational view thereof;

FIG. 5 is a right elevational view thereof;


FIG. 6 is a magnified left elevational view thereof;

FIG. 7 is a rear elevational view thereof; and,

FIG. 8 is a front elevational view thereof.

It will be understood that dashed lines presented in the drawings are for illustration only, and do not form part of the claimed design.

1 Claim, 4 Drawing Sheets



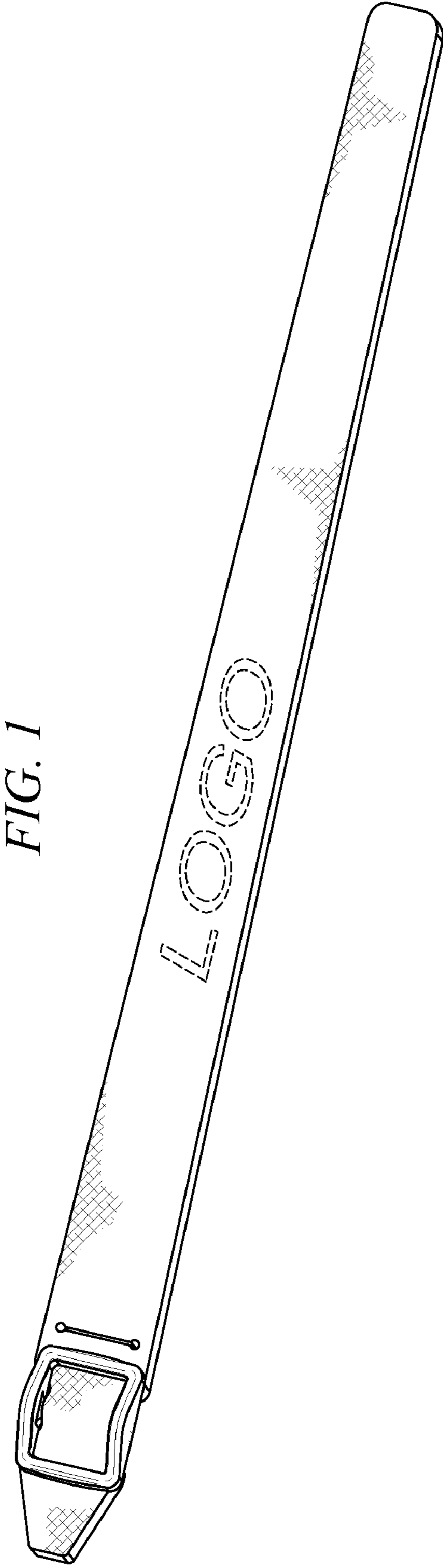


FIG. 1

FIG. 2




FIG. 3




FIG. 4




FIG. 5

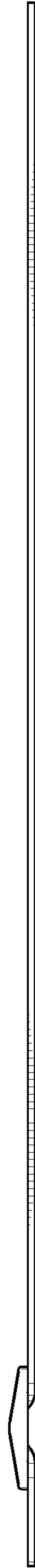


FIG. 6

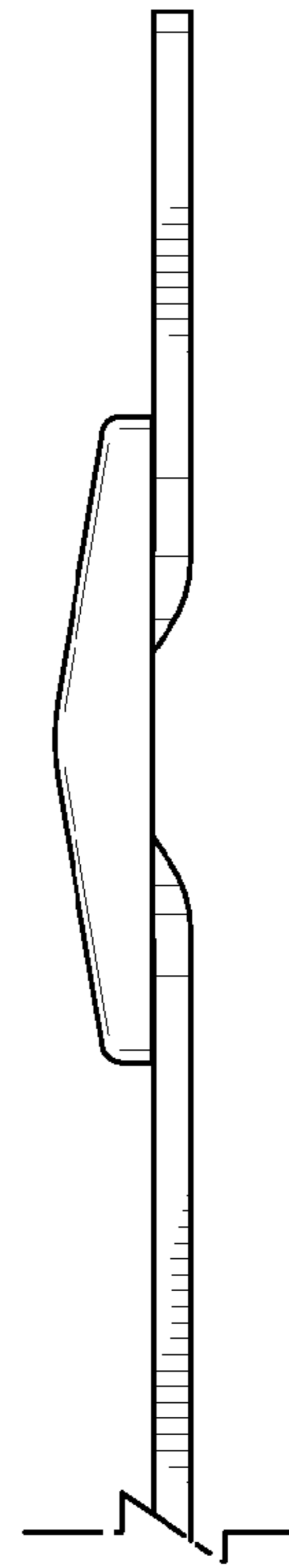


FIG. 7

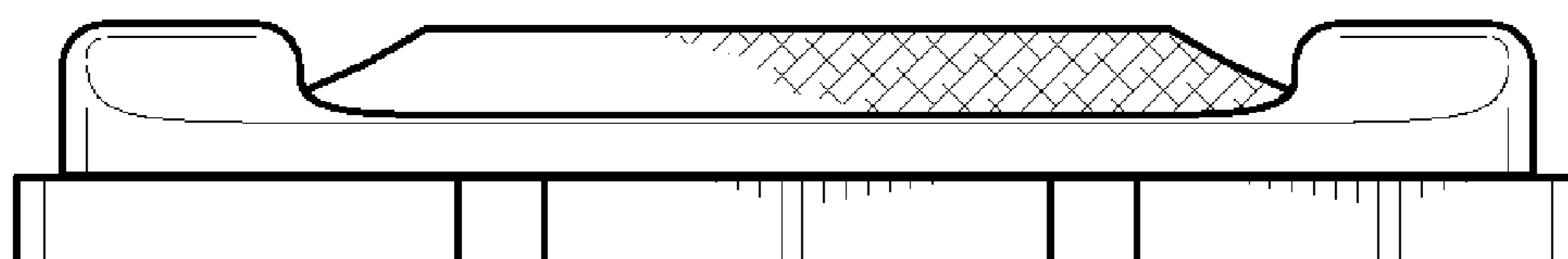


FIG. 8

