



US00D577302S

(12) **United States Design Patent**
Bender

(10) **Patent No.:** **US D577,302 S**

(45) **Date of Patent:** **** Sep. 23, 2008**

(54) **KEY FINDER**

(76) **Inventor:** **Jon Bender**, 6081 Meridian Ave., Suite
70-308, San Jose, CA (US) 95120

(**) **Term:** **14 Years**

(21) **Appl. No.:** **29/302,984**

(22) **Filed:** **Jan. 29, 2008**

Related U.S. Application Data

(62) Division of application No. 29/264,516, filed on Aug.
11, 2006.

(51) **LOC (8) Cl.** **10-05**

(52) **U.S. Cl.** **D10/104**

(58) **Field of Classification Search** D10/104,
D10/108; D13/168, 207; 362/157, 116;
D14/138; 340/568.1, 539.32, 539.9
See application file for complete search history.

(56) **References Cited**

U.S. PATENT DOCUMENTS

D223,925 S * 6/1972 Hawkins et al. D13/168
D333,295 S * 2/1993 Weber D13/168
5,686,887 A * 11/1997 Chen et al. 340/539.19
D391,568 S * 3/1998 Carlson D14/138

D451,076 S * 11/2001 Sommer et al. D13/168

6,674,364 B1 * 1/2004 Holbrook et al. 340/568.1

7,230,533 B2 * 6/2007 Hamolsky 340/539.32

D552,562 S * 10/2007 Yamamoto et al. D13/168

D556,154 S * 11/2007 Poulet et al. D13/168

* cited by examiner

Primary Examiner—Robert M. Spear

Assistant Examiner—George D Kirschbaum

(74) *Attorney, Agent, or Firm*—Dergosits & Noah LLP

(57) **CLAIM**

The ornamental design for a key finder, as shown and
described.

DESCRIPTION

FIG. 1 is a perspective view of a key finder showing my new
design;

FIG. 2 is a front view thereof;

FIG. 3 is a back view thereof;



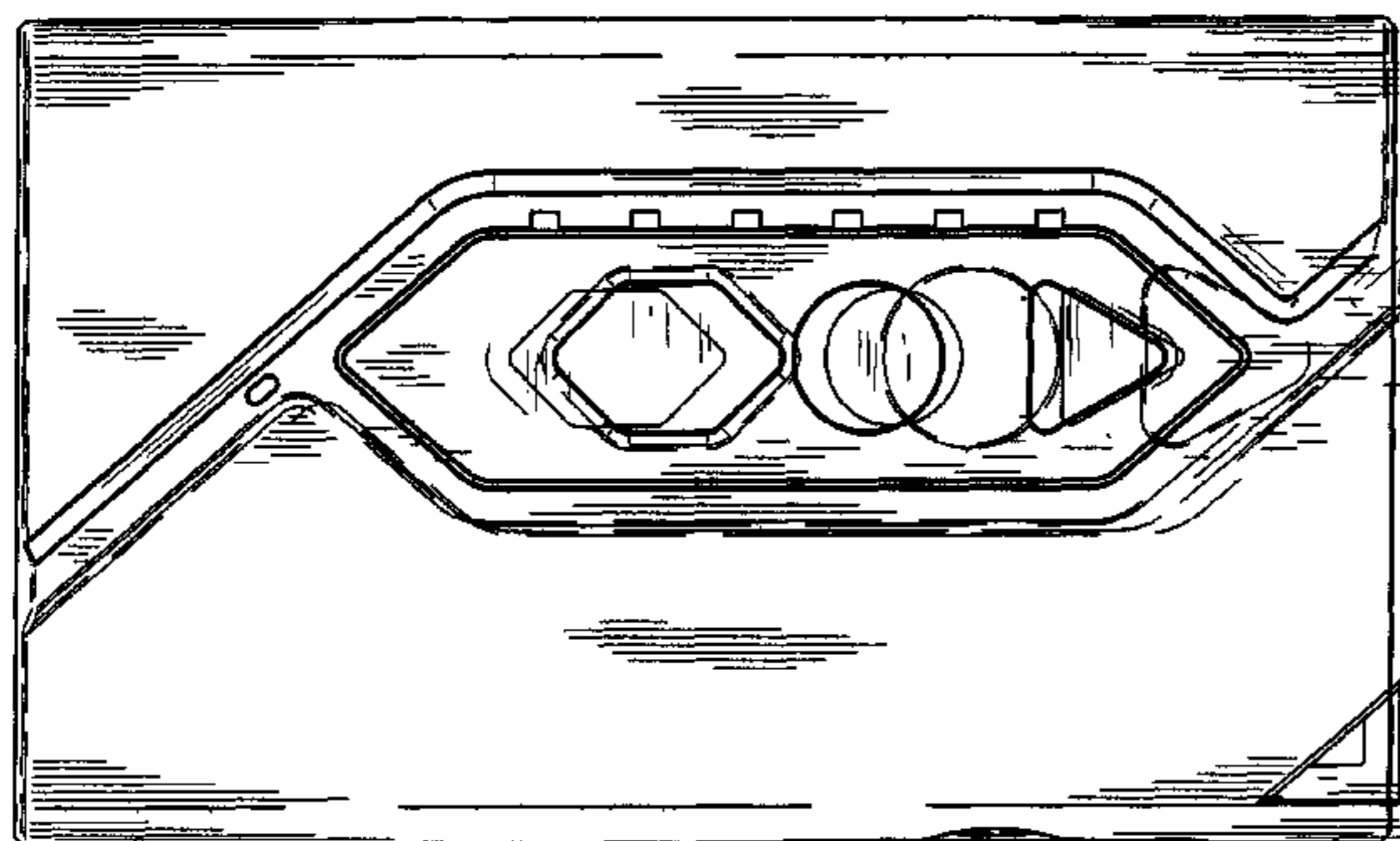
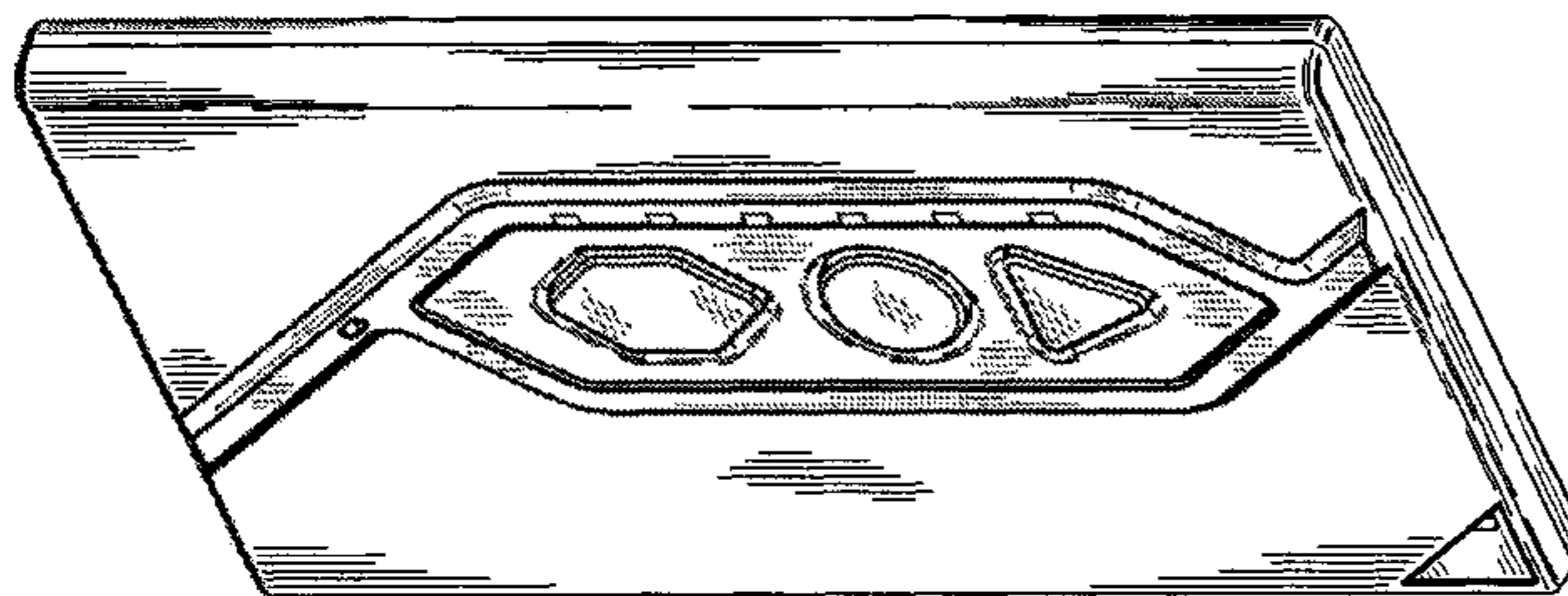
FIG. 4 is a right side view thereof;

FIG. 5 is a left side view thereof;

FIG. 6 is a top view thereof; and,

FIG. 7 is a bottom view thereof.

1 Claim, 2 Drawing Sheets



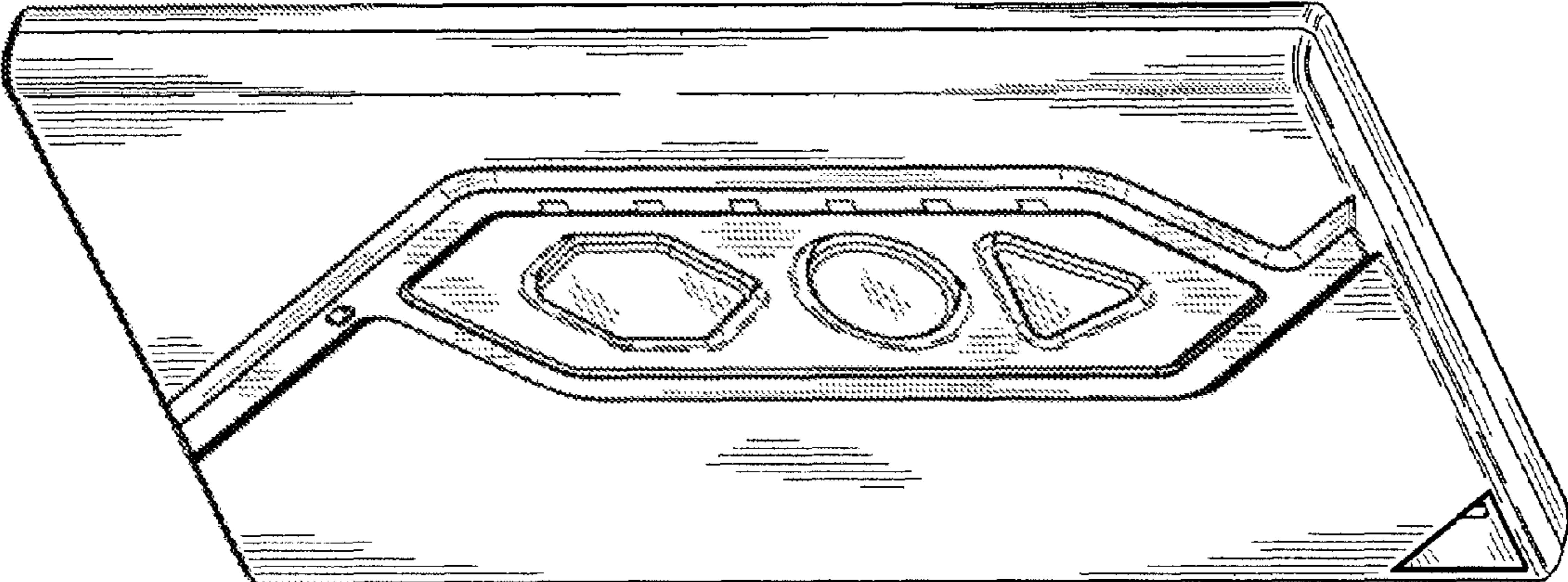


FIG. 1

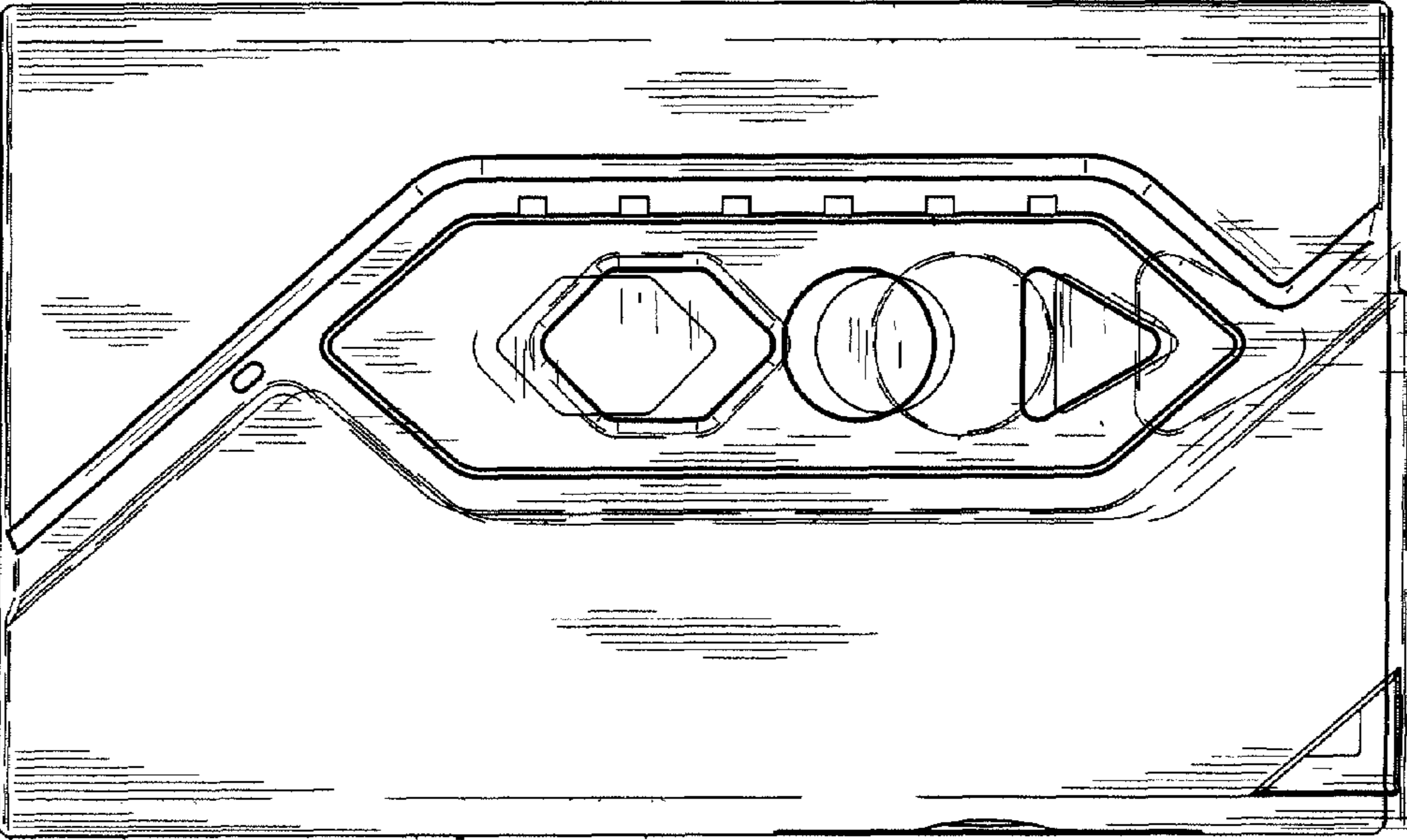


FIG. 2




FIG. 3




FIG. 4




FIG. 5




FIG. 6




FIG. 7