

US00D577297S

(12) **United States Design Patent**  
**Lalo**

(10) **Patent No.:** **US D577,297 S**

(45) **Date of Patent:** **\*\* Sep. 23, 2008**

(54) **COMBINED WATCH AND BAND**

(75) Inventor: **Eyal Lalo**, Hallandale, FL (US)

(73) Assignee: **Invicta Watch Company of America, Inc.**, Hollywood, FL (US)

(\*\*) Term: **14 Years**

(21) Appl. No.: **29/303,308**

(22) Filed: **Feb. 6, 2008**

(51) **LOC (8) Cl.** ..... **10-02**

(52) **U.S. Cl.** ..... **D10/32**

(58) **Field of Classification Search** ..... D10/30-39,  
D10/122-132; 368/276, 281, 282, 285, 80,  
368/223, 228, 232; D11/3, 12; 63/3, 3.1,  
63/3.2

See application file for complete search history.

(56) **References Cited**

**U.S. PATENT DOCUMENTS**

- D220,051 S \* 3/1971 Gsell ..... D10/39
- D240,026 S \* 5/1976 Szalek ..... D10/126
- D264,945 S \* 6/1982 Pennell ..... D10/32
- D327,851 S \* 7/1992 Besson ..... D10/39
- D388,335 S \* 12/1997 Giardiello ..... D10/32
- D404,322 S \* 1/1999 Blondin ..... D10/39
- D412,123 S \* 7/1999 Rousseau ..... D10/32
- D415,970 S \* 11/1999 Aellen ..... D10/32

- D487,229 S \* 3/2004 Monachon ..... D10/32
- D490,722 S \* 6/2004 Weismann et al. .... D10/39
- D493,729 S \* 8/2004 Monachon ..... D10/32
- D501,641 S \* 2/2005 Sugiura ..... D10/39
- D525,537 S \* 7/2006 Monachon ..... D10/32
- D538,182 S \* 3/2007 Lalo ..... D10/32
- D545,910 S \* 7/2007 Peraldi ..... D10/32

\* cited by examiner

*Primary Examiner*—Lucy Lieberman

(74) *Attorney, Agent, or Firm*—Howard Natter; Natter & Natter

(57) **CLAIM**

The ornamental design for a combined watch and band, as shown and described.

**DESCRIPTION**

FIG. 1 is a front elevation of a combined watch and band showing my new design;

FIG. 2 is a top plan view thereof;

FIG. 3 is a left side elevational view thereof;

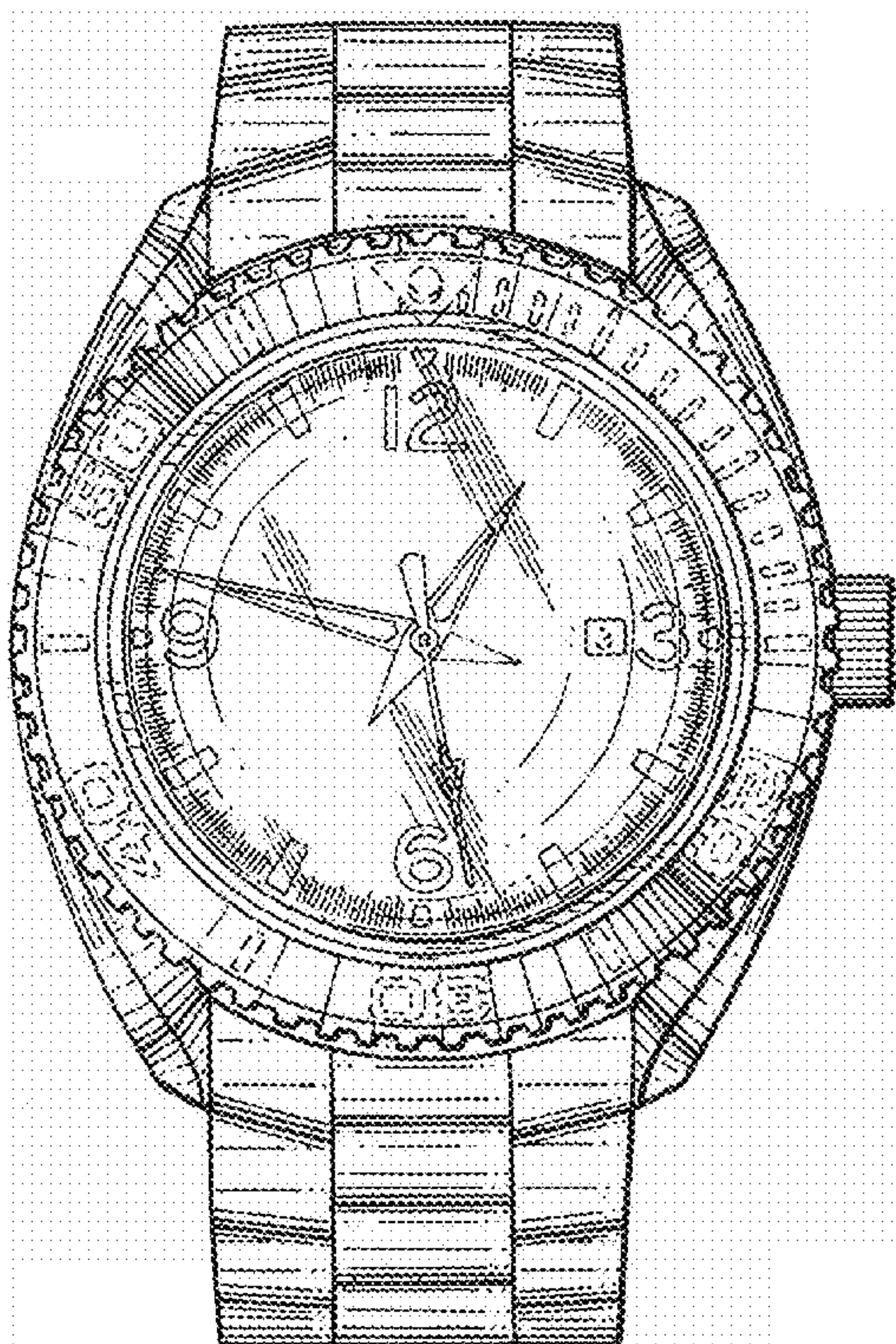
FIG. 4 is a right side elevational view thereof; and,

FIG. 5 is a rear elevation thereof.

The bottom plan view is a mirror image of the top plan view.

The broken-line showing of FIGS. 1-5 are for illustrative purposes only and form no part of the claimed design.

**1 Claim, 3 Drawing Sheets**








FIG. 1



FIG. 3

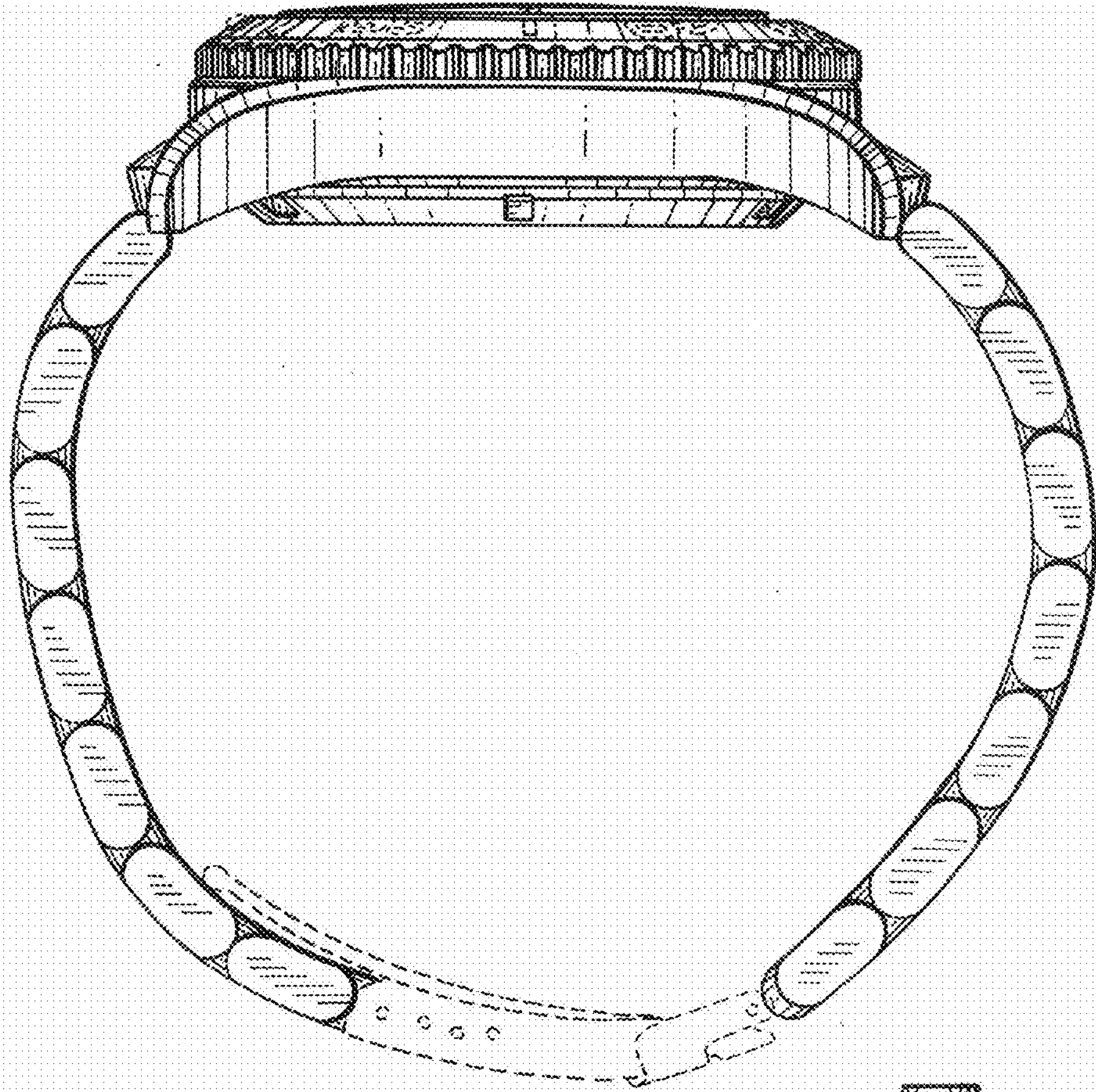
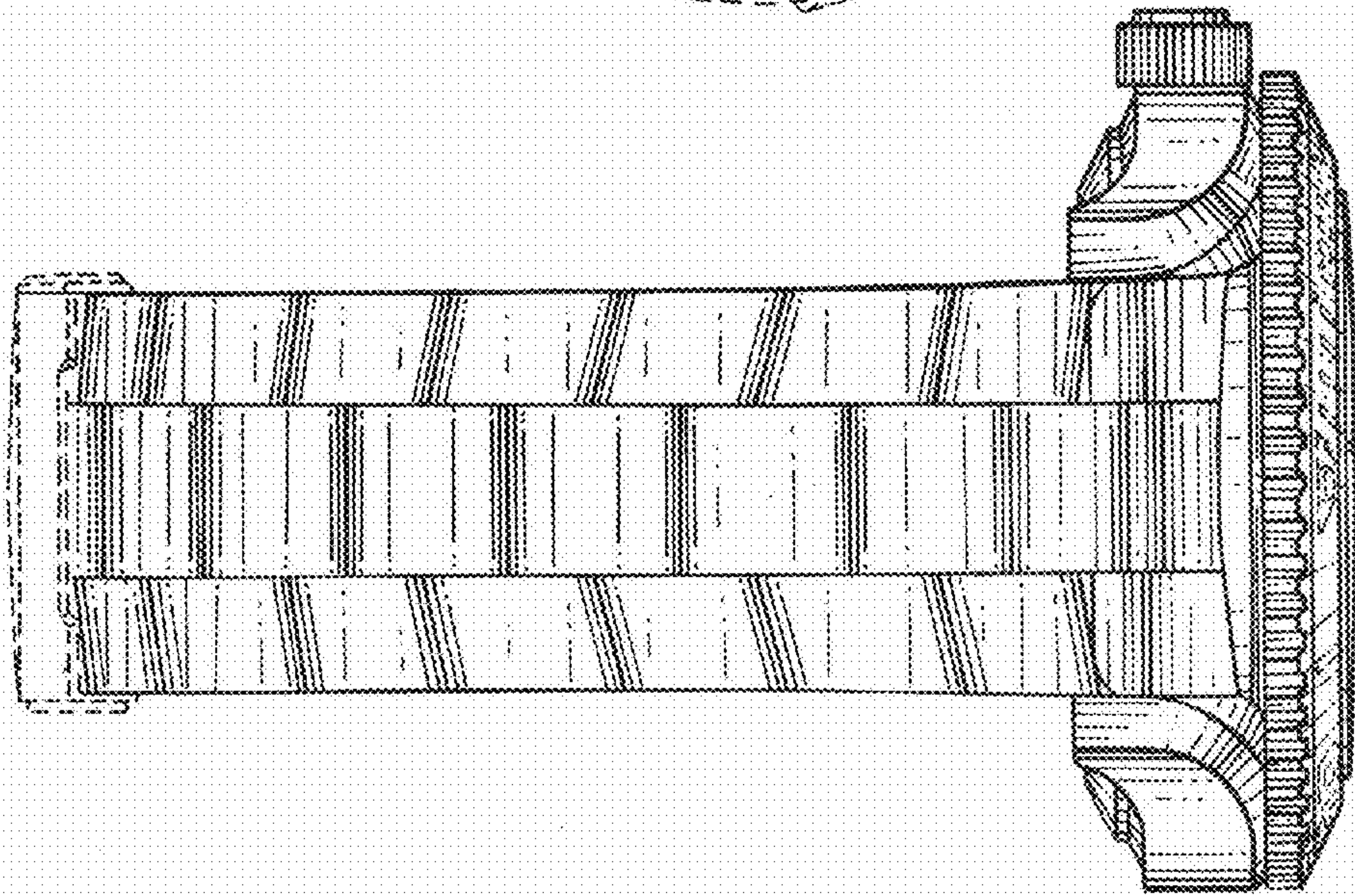


FIG. 2





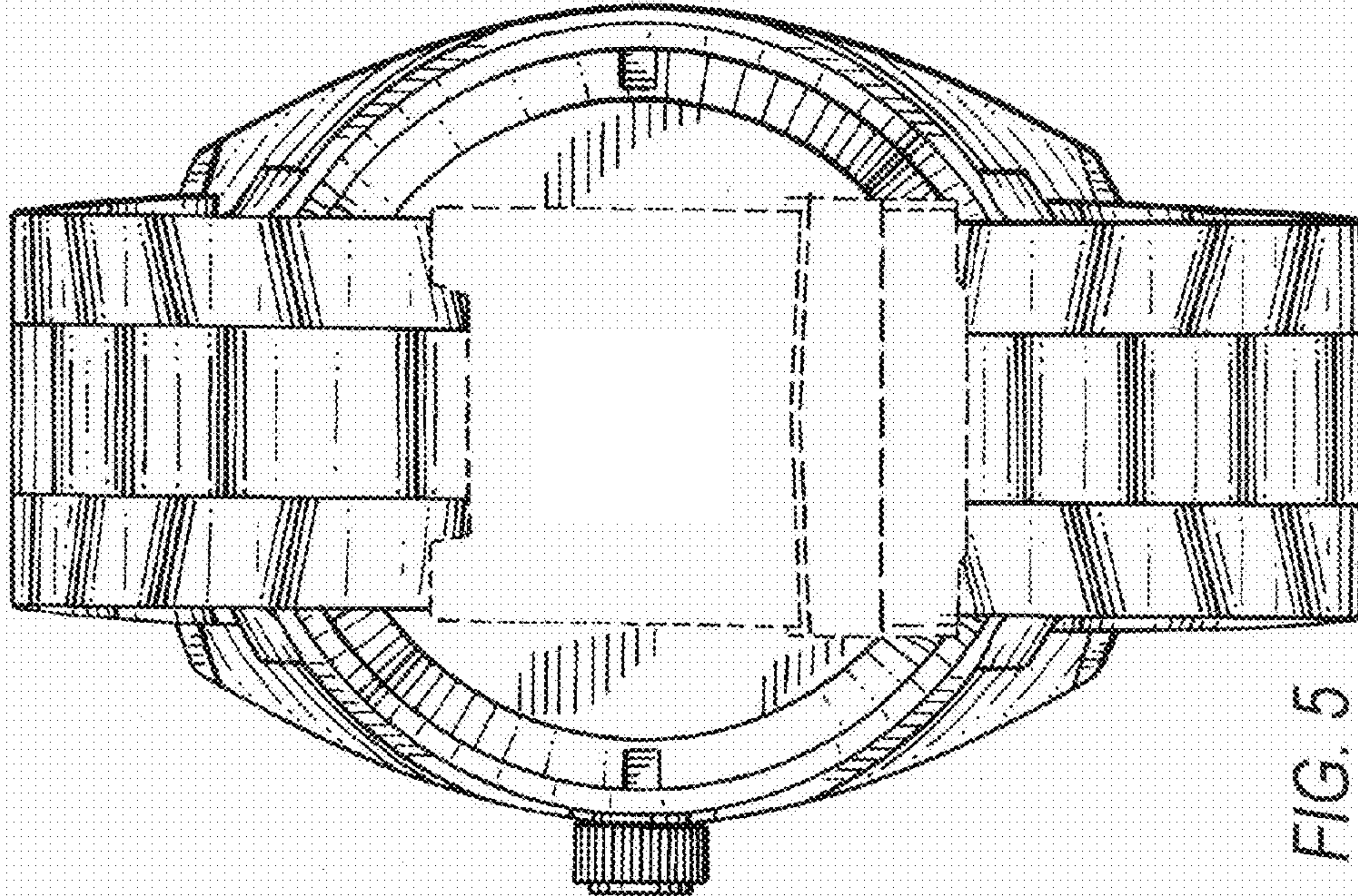


FIG. 5

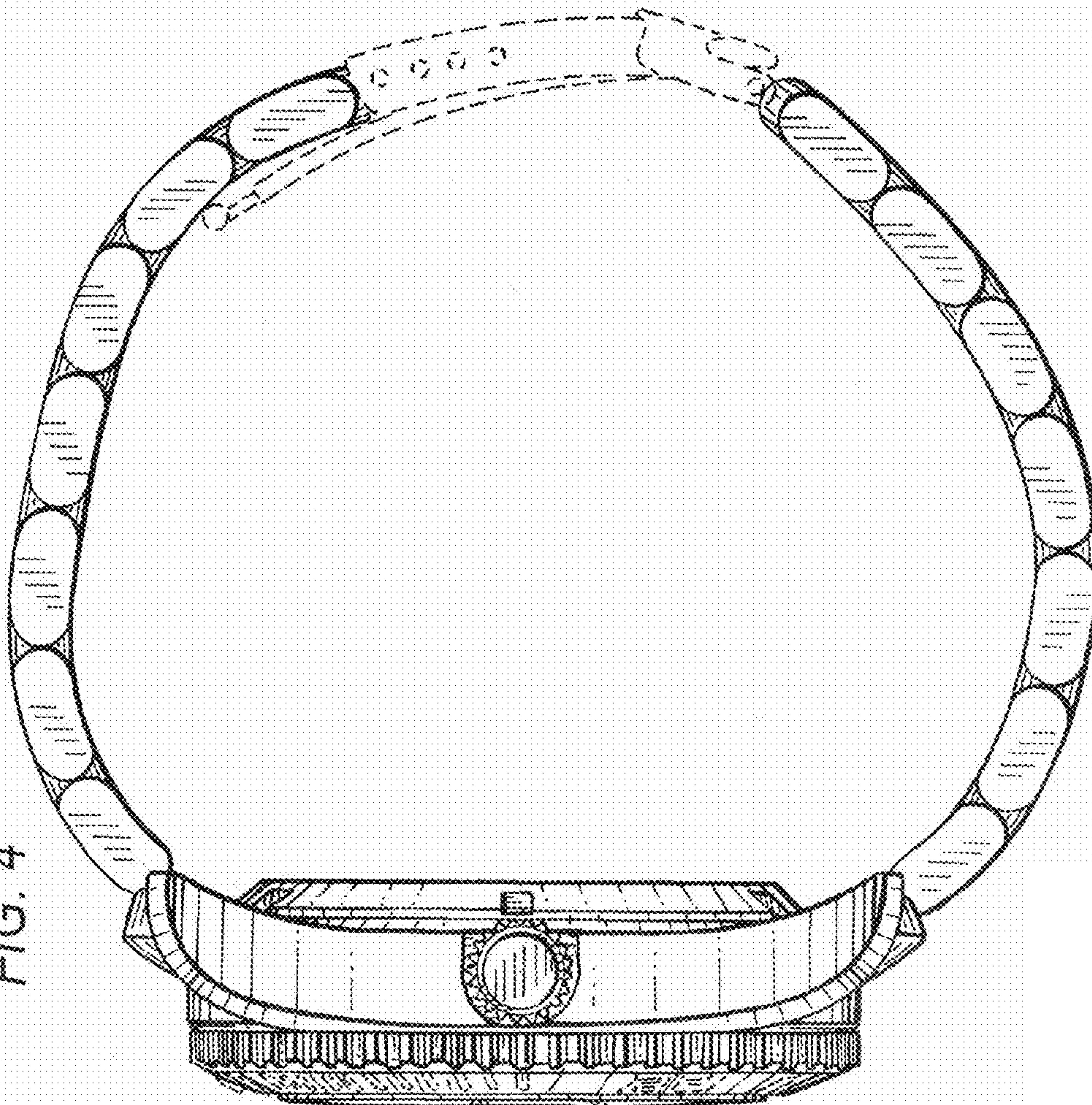


FIG. 4