



US00D577294S

(12) **United States Design Patent**
Suxdorf

(10) **Patent No.:** **US D577,294 S**

(45) **Date of Patent:** **** Sep. 23, 2008**

(54) **CONTAINER**

(75) Inventor: **Marc Suxdorf**, Hamburg (DE)

(73) Assignee: **Reckitt Benckiser Inc.**, Parsippany, NJ
(US)

(**) Term: **14 Years**

(21) Appl. No.: **29/236,847**

(22) Filed: **Aug. 23, 2005**

(30) **Foreign Application Priority Data**

| | | |
|---------------|------|----------------|
| Feb. 25, 2005 | (EM) | 000301437-0001 |
| Feb. 25, 2005 | (EM) | 000301437-0002 |
| Feb. 25, 2005 | (EM) | 000301437-0003 |
| Feb. 25, 2005 | (EM) | 000301437-0004 |
| Feb. 25, 2005 | (EM) | 000301437-0005 |
| Feb. 25, 2005 | (EM) | 000301437-0006 |
| Feb. 25, 2005 | (EM) | 000301437-0007 |

(51) **LOC (8) Cl.** **09-01**

(52) **U.S. Cl.** **D9/669; D9/504**

(58) **Field of Classification Search** D9/414,
D9/446, 500, 502-503, 516, 537-539, 549,
D9/551, 557-558; D7/509-511, 608; 215/379-382;
220/660-662

See application file for complete search history.

(56) **References Cited**

U.S. PATENT DOCUMENTS

| | | | | |
|--------------|---------|----------|-------|--------|
| D82,259 S * | 10/1930 | Haupt | | D9/544 |
| D92,078 S * | 4/1934 | Guerlain | | D9/544 |
| D109,848 S * | 5/1938 | Lorenzen | | D9/562 |

| | | | | |
|--------------|---------|----------------|-------|---------|
| D113,869 S * | 3/1939 | Leach | | D9/548 |
| D225,309 S * | 12/1972 | Balbach et al. | | D9/503 |
| D233,829 S * | 12/1974 | Balbach et al. | | D9/503 |
| D274,887 S * | 7/1984 | Ryder | | D9/556 |
| D331,879 S * | 12/1992 | Curzon et al. | | D9/549 |
| D455,189 S * | 4/2002 | Bradbury | | D21/811 |
| D477,229 S * | 7/2003 | McMahon et al. | | D9/530 |

* cited by examiner

Primary Examiner—Ian Simmons

Assistant Examiner—Dana L Sipos

(57) **CLAIM**

The ornamental design for a container, as shown and described.

DESCRIPTION

The patent or application file contains at least one drawing executed in color. Copies of this patent or patent application publication with color drawing(s) will be provided by the Office upon request and payment of the necessary fee.

FIG. 1 is a front perspective of a container showing my new design;

FIG. 2 is a front elevational view thereof;

FIG. 3 is a rear elevational view thereof;

FIG. 4 is a left side elevational view thereof;

FIG. 5 is a right side elevational view thereof;

FIG. 6 is a top plan view thereof; and,

FIG. 7 is a bottom plan view thereof.

1 Claim, 2 Drawing Sheets
(2 of 2 Drawing Sheet(s) Filed in Color)





Fig. 1.




Fig. 2.




Fig. 3.




Fig.4.




Fig.5.



Fig.6.




Fig.7.