



US00D577293S

(12) **United States Design Patent**
Snyder et al.

(10) **Patent No.:** **US D577,293 S**

(45) **Date of Patent:** **** Sep. 23, 2008**

(54) **BOTTLE**

5,198,248 A * 3/1993 Krishnakumar
et al. 215/373 X

(75) Inventors: **MarySue Snyder**, Purchase, NY (US);
Ron Pence, Purchase, NY (US);
Kenneth Hirst, New York, NY (US);
Sam Wilson, Tampa, FL (US)

(Continued)

(73) Assignee: **PepsiCo, Inc.**, Purchase, NY (US)

* cited by examiner
Primary Examiner—Carol Rademaker
(74) *Attorney, Agent, or Firm*—Banner & Witcoff, Ltd.

(**) Term: **14 Years**

(57) **CLAIM**

(21) Appl. No.: **29/304,199**

The ornamental design for a bottle, as shown and described.

(22) Filed: **Feb. 27, 2008**

DESCRIPTION

Related U.S. Application Data

(62) Division of application No. 29/276,734, filed on Feb. 2, 2007, now Pat. No. Des. 566,578.

FIG. 1 is a front left perspective view of a bottle showing a first embodiment of our new design;

(51) **LOC (8) Cl.** **09-01**

FIG. 2 is a front view thereof;

(52) **U.S. Cl.** **D9/652; D9/551; D9/552;**
D9/554

FIG. 3 is a right side view thereof;

(58) **Field of Classification Search** D9/643,
D9/649, 652, 667, 682, 687–688, 723–728,
D9/500, 503–505, 516, 529, 537–540, 546,
D9/549, 551–552, 558, 564–565; 215/382–384,
215/396, 398

FIG. 4 is a left side view thereof;

FIG. 5 is a rear view thereof;

FIG. 6 is a top view thereof;

FIG. 7 is a bottom view thereof;

See application file for complete search history.

FIG. 8 is a front left perspective view of a bottle showing a second embodiment of our new design;

FIG. 9 is a front view thereof;

FIG. 10 is a right side view thereof;

FIG. 11 is a left side view thereof;

FIG. 12 is a rear view thereof;

FIG. 13 is a top view thereof; and,

FIG. 14 is a bottom view thereof.

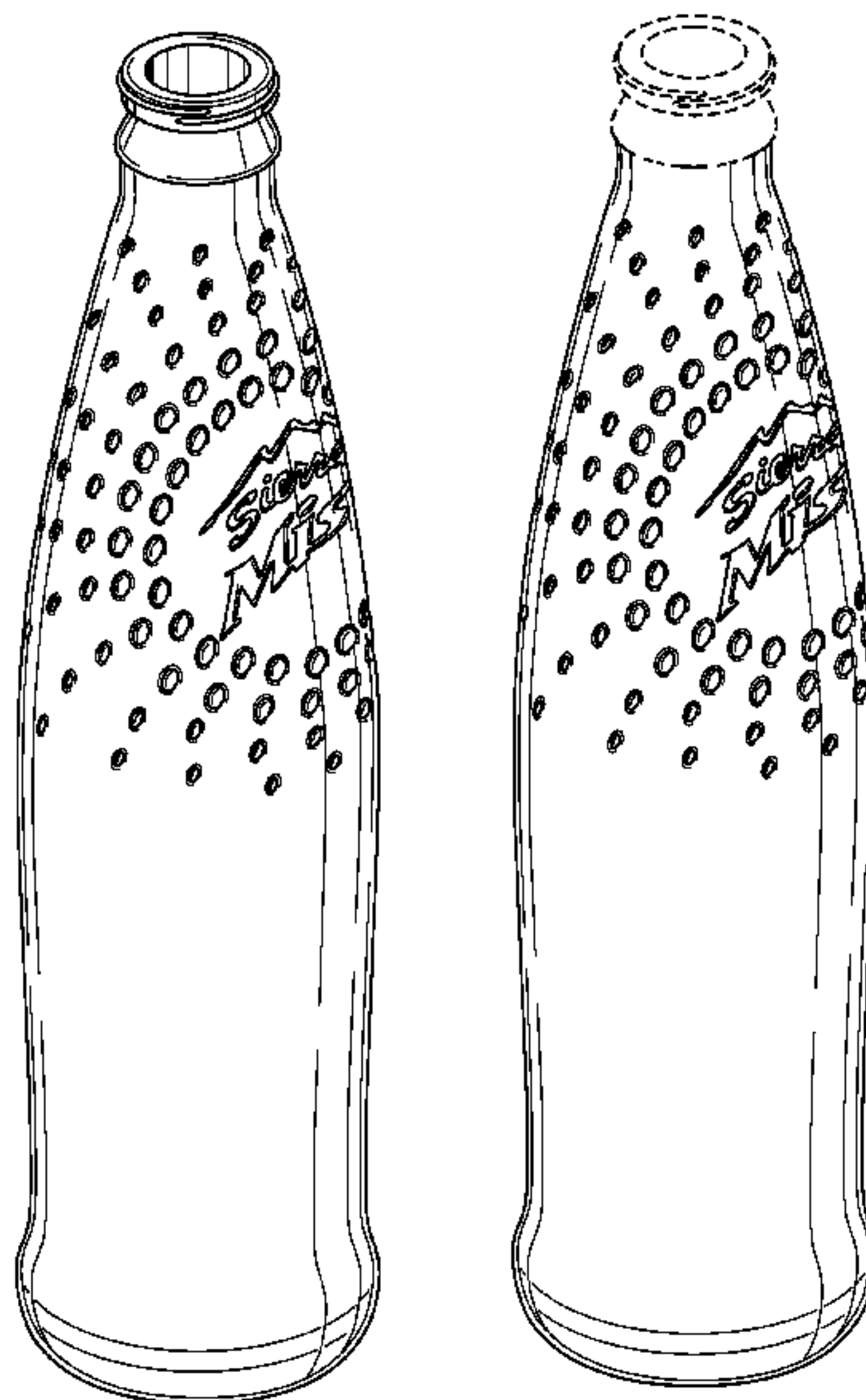
(56) **References Cited**

U.S. PATENT DOCUMENTS

D19,107 S * 5/1889 Gulden D9/652 X
D193,638 S * 9/1962 Goldstein D9/538
3,823,032 A * 7/1974 Ukai D9/538 X
D270,520 S * 9/1983 Strand D9/500
D332,225 S * 1/1993 Perret D9/554 X
D332,405 S 1/1993 Farley

The dot-dot-dash-dot-dot-dash broken lines shown in the drawings define the boundary lines of the claimed design. The dash-dash-dash-dash broken lines shown in the drawings are for environmental purposes only and form no part of the claimed design.

1 Claim, 12 Drawing Sheets



US D577,293 S

Page 2

U.S. PATENT DOCUMENTS

D335,084 S	4/1993	Snyder	D438,117 S	2/2001	Shefler et al.
D351,348 S	10/1994	Marriage	D438,800 S *	3/2001	Brant et al. D9/451
D356,506 S	3/1995	Kornick et al.	D443,826 S	6/2001	Gnann et al.
D357,864 S	5/1995	Rusnock et al.	D449,785 S	10/2001	Guthrie et al.
D363,026 S	10/1995	Sillince et al.	D454,309 S	3/2002	Warner et al.
D364,347 S	11/1995	Sillince et al.	D469,699 S	2/2003	Crawford et al.
D374,176 S	10/1996	Sillince et al.	D471,112 S	3/2003	Davis et al.
D379,152 S	5/1997	Richardson	D481,308 S	10/2003	Poujol
D383,383 S *	9/1997	Prestia et al. D9/652 X	D508,207 S *	8/2005	Knight et al. D9/667
D407,971 S	4/1999	Jackson et al.	D508,856 S	8/2005	Boon et al.
D408,289 S	4/1999	Swette et al.	D518,734 S *	4/2006	Boon et al. D9/551
D409,091 S	5/1999	Beaver et al.	D519,384 S *	4/2006	Voss et al. D9/652 X
D411,101 S *	6/1999	Stickney D9/649	D530,153 S *	10/2006	Karp D7/510
D412,838 S *	8/1999	Pljakic D9/652	D547,200 S *	7/2007	Bourne D9/551 X
D420,291 S	2/2000	Gnann et al.	D547,659 S *	7/2007	Heisner D9/516
D420,594 S	2/2000	Weinstein et al.	D549,107 S *	8/2007	Bourne D9/649 X
D426,163 S	6/2000	Safadi et al.	D563,230 S *	3/2008	Watts D9/538
D427,908 S	7/2000	Bae	D563,231 S *	3/2008	Watts D9/538
D428,573 S	7/2000	Colonna et al.	D564,897 S *	3/2008	Trollope et al. D9/652
			2005/0279728 A1	12/2005	Finlay et al.

Fig. 1

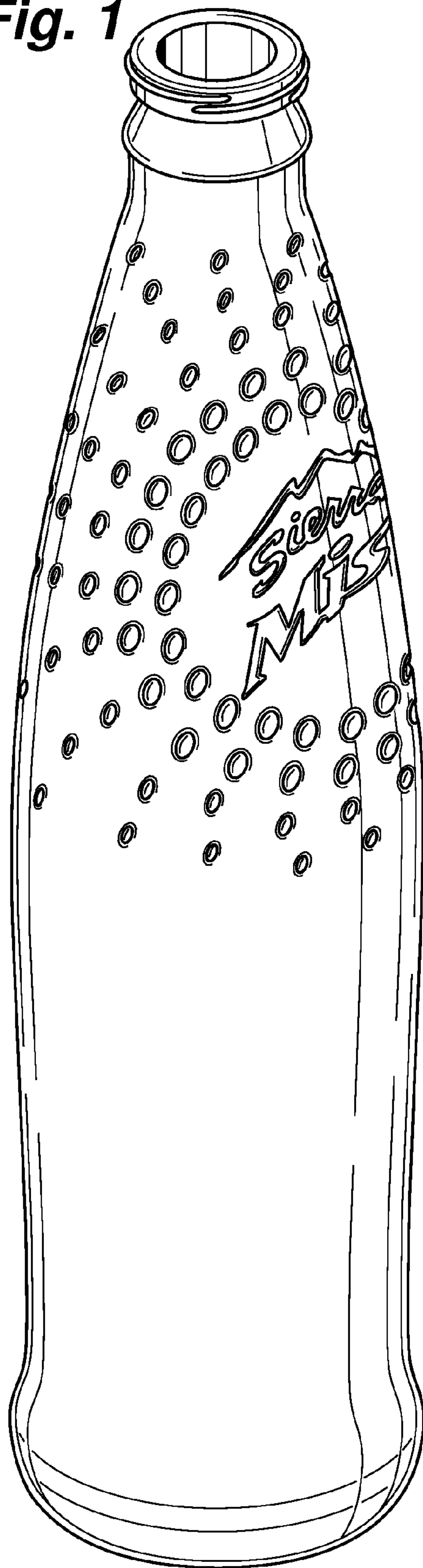


Fig. 2

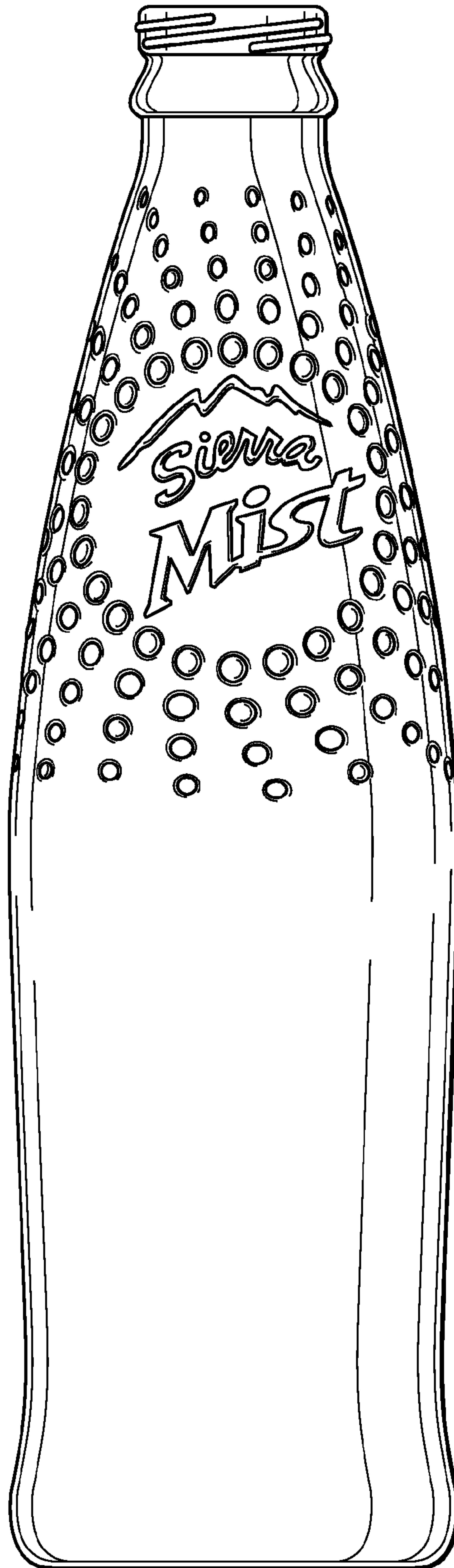


Fig. 3

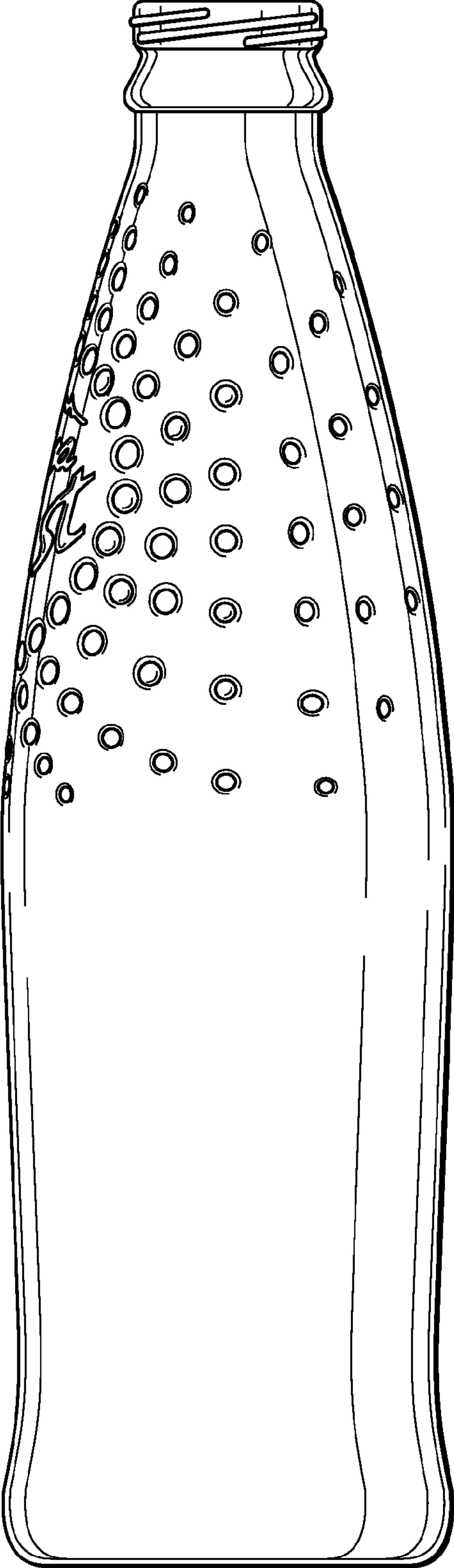


Fig. 4

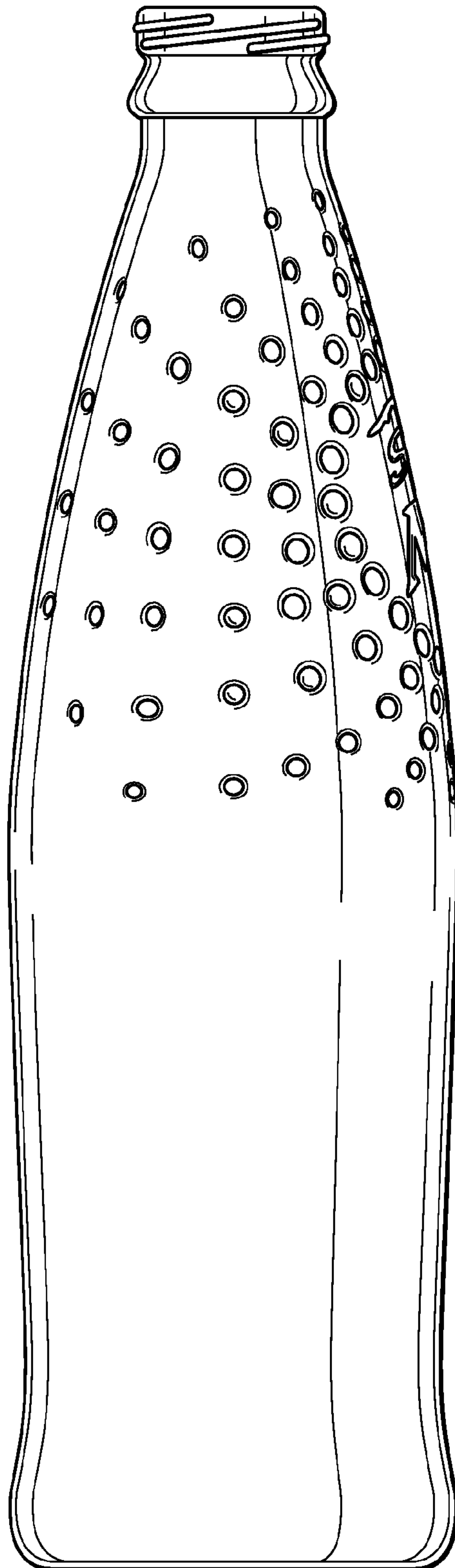


Fig. 5

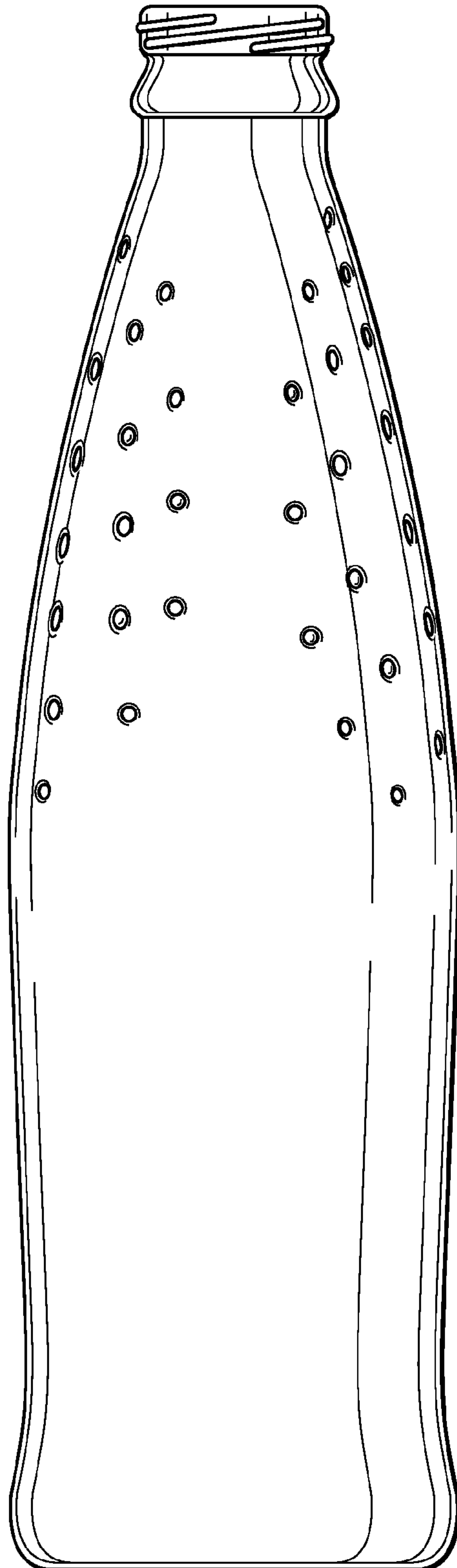


Fig. 6

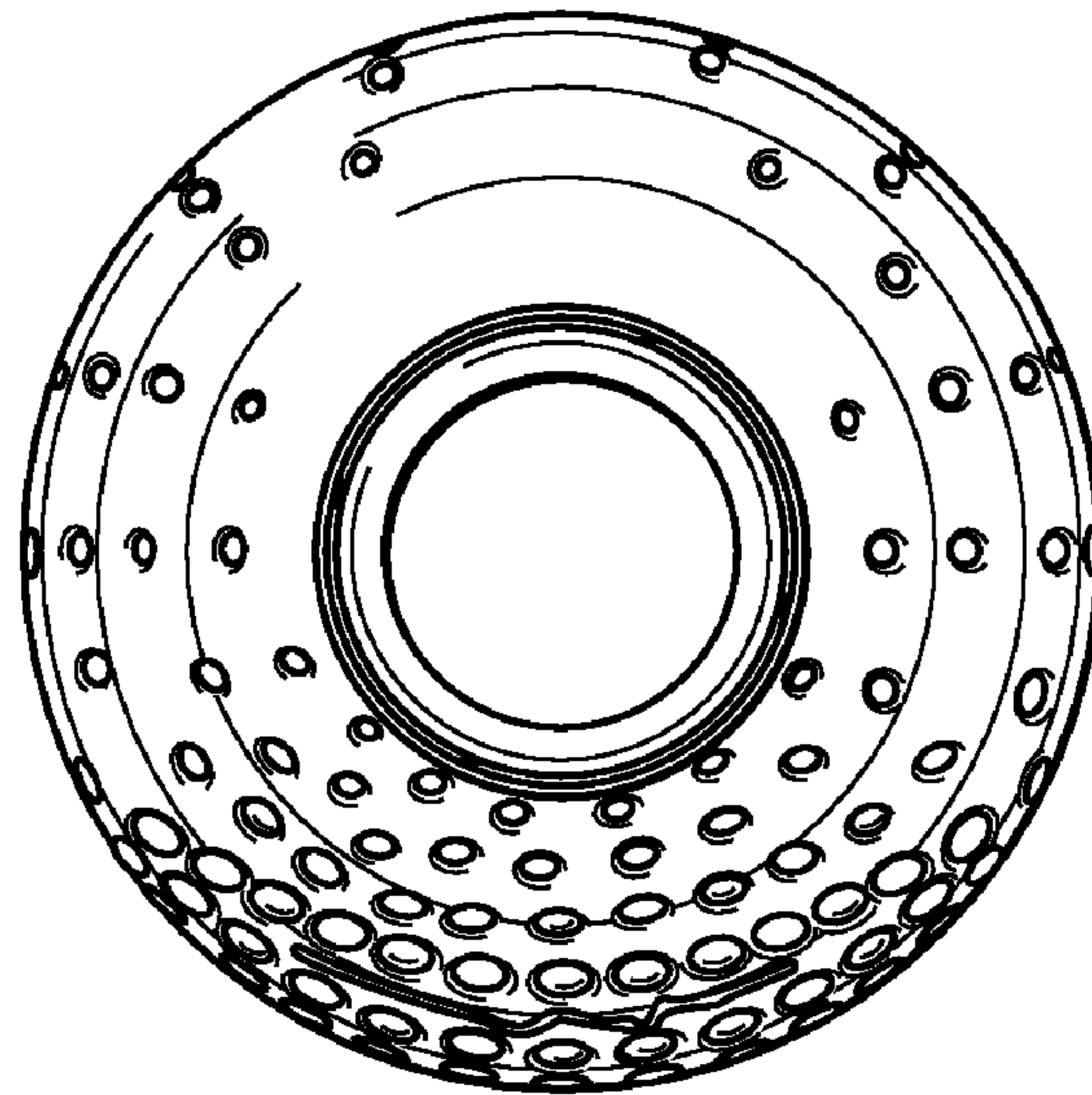


Fig. 7

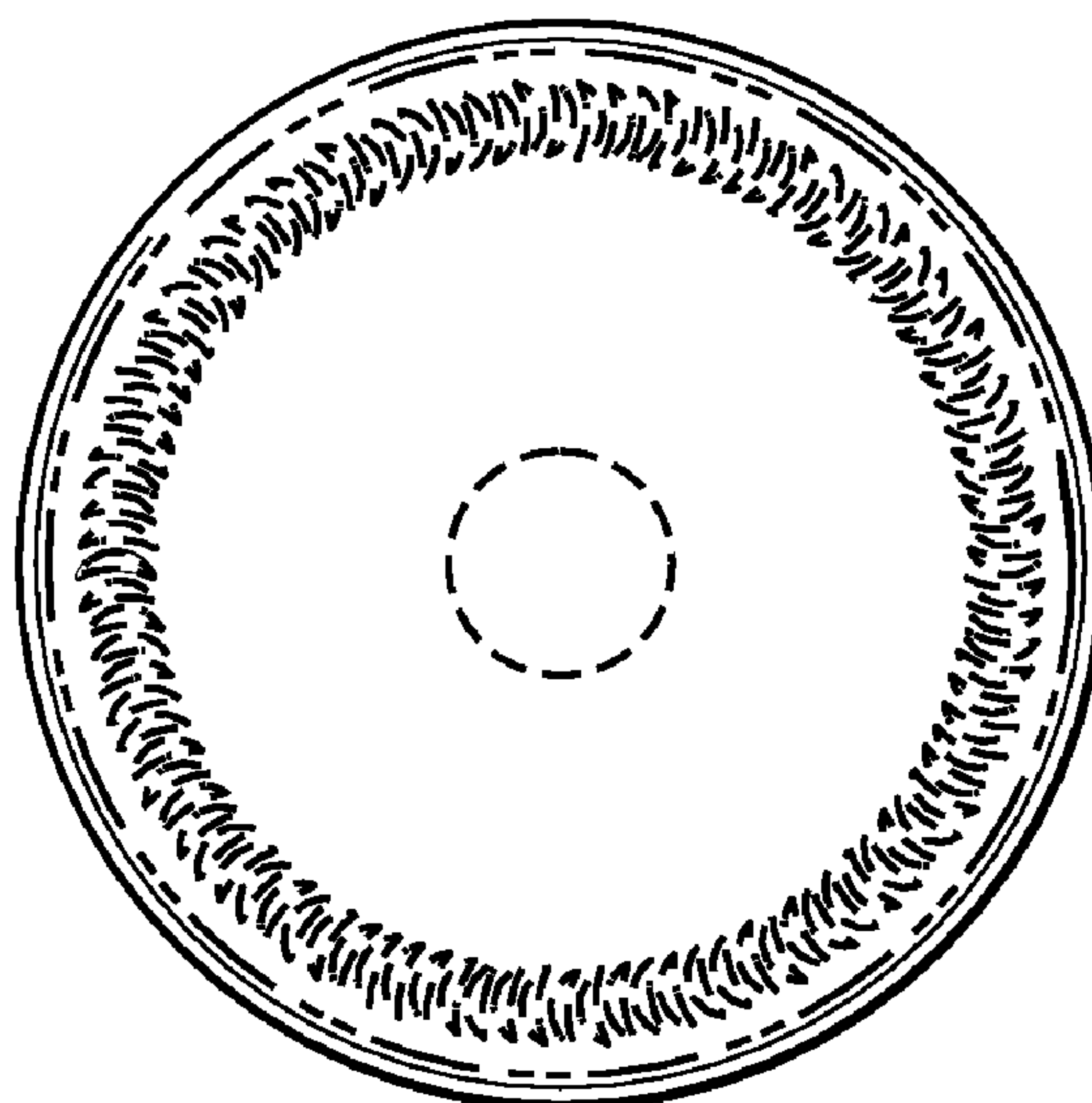


Fig. 8

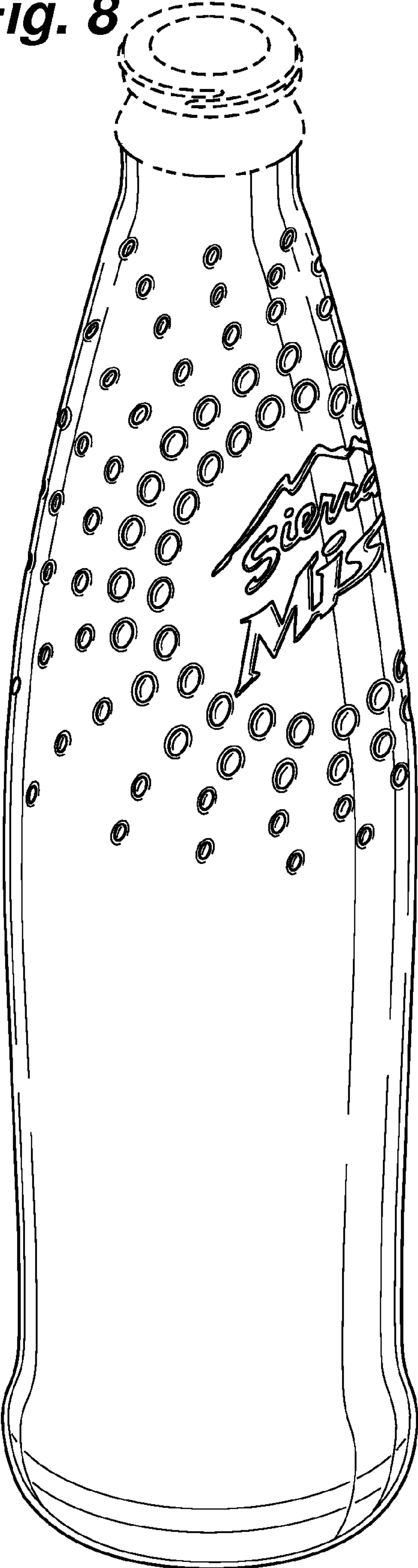


Fig. 9

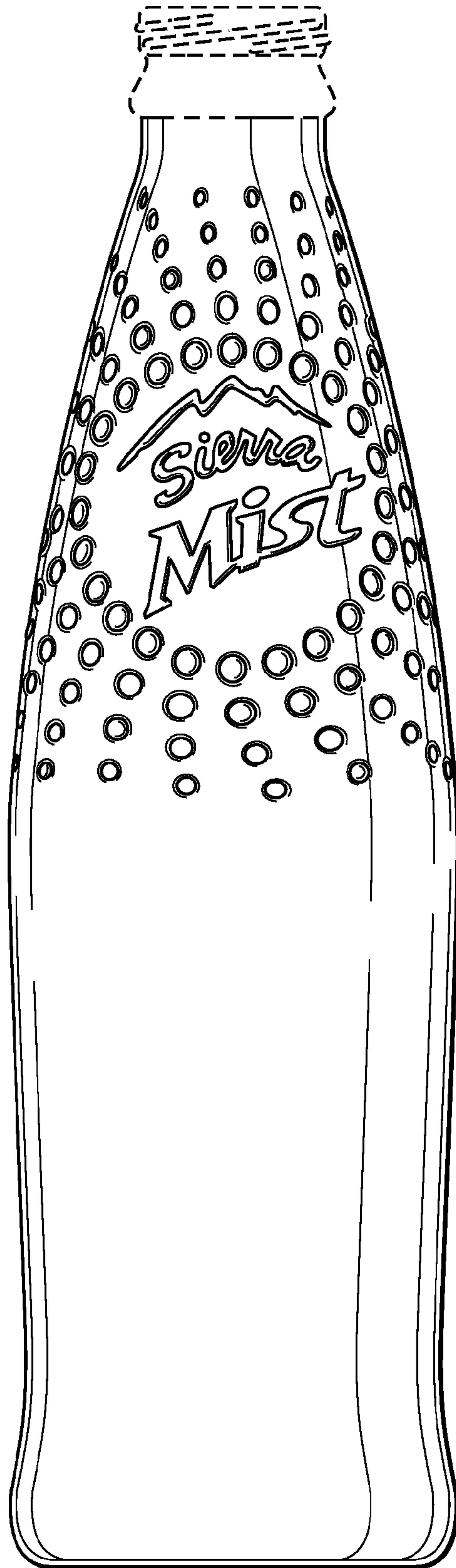


Fig. 10

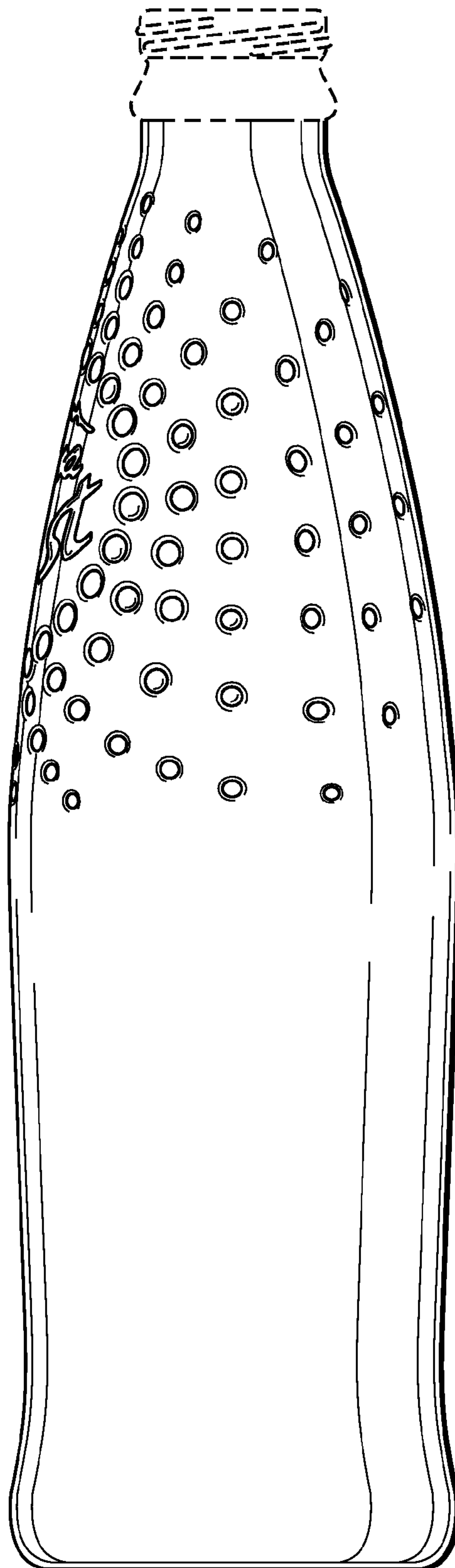


Fig. 11

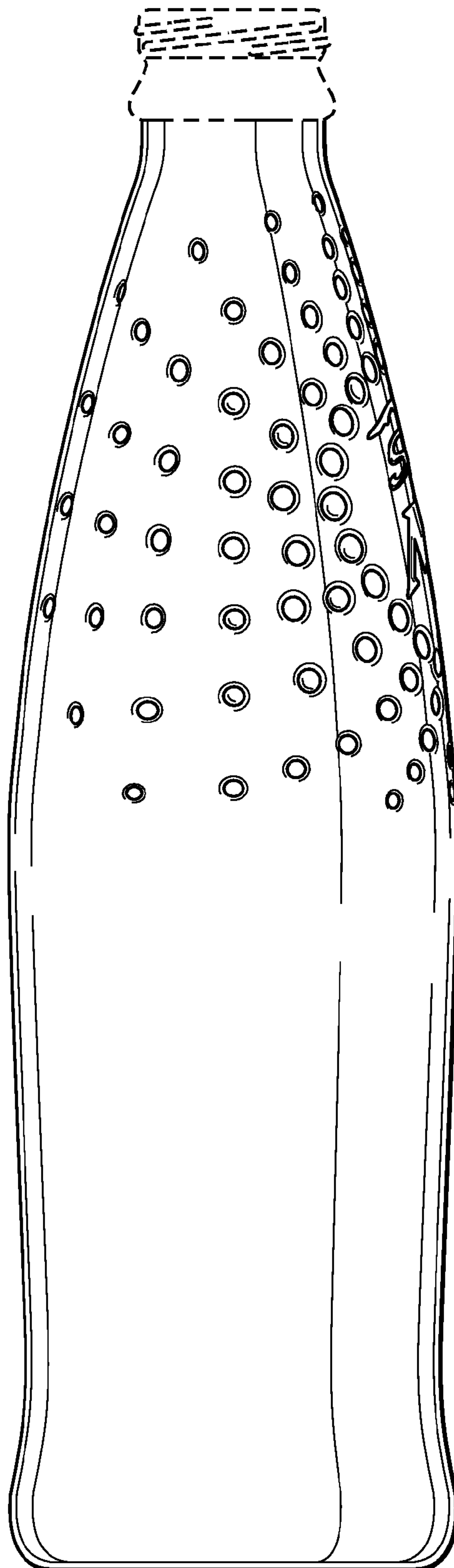


Fig. 12

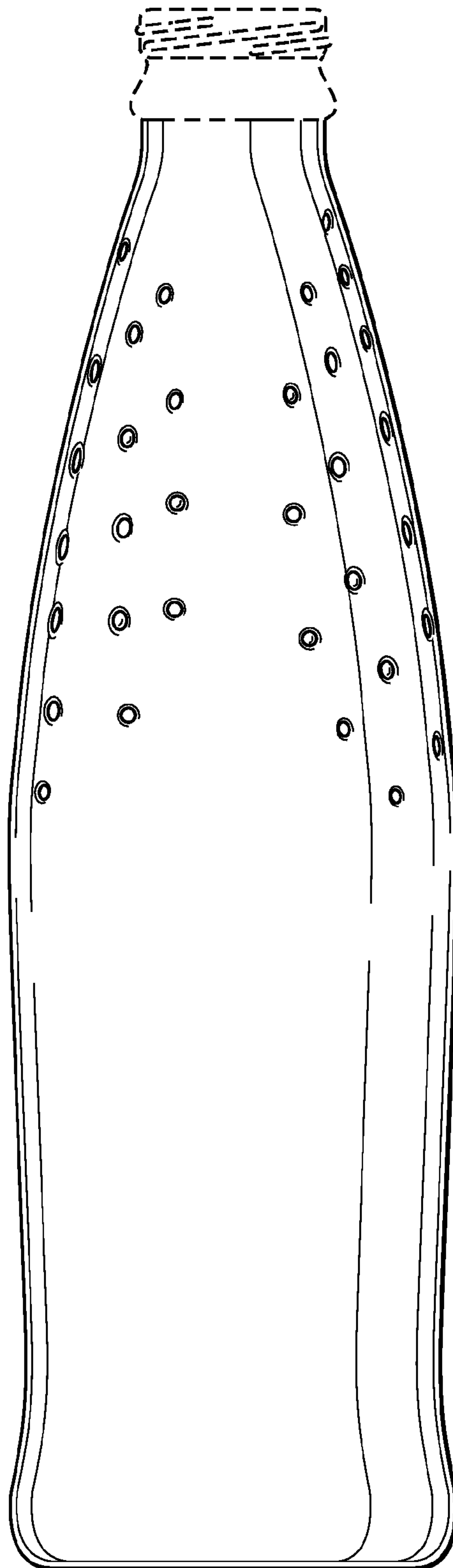


Fig. 13

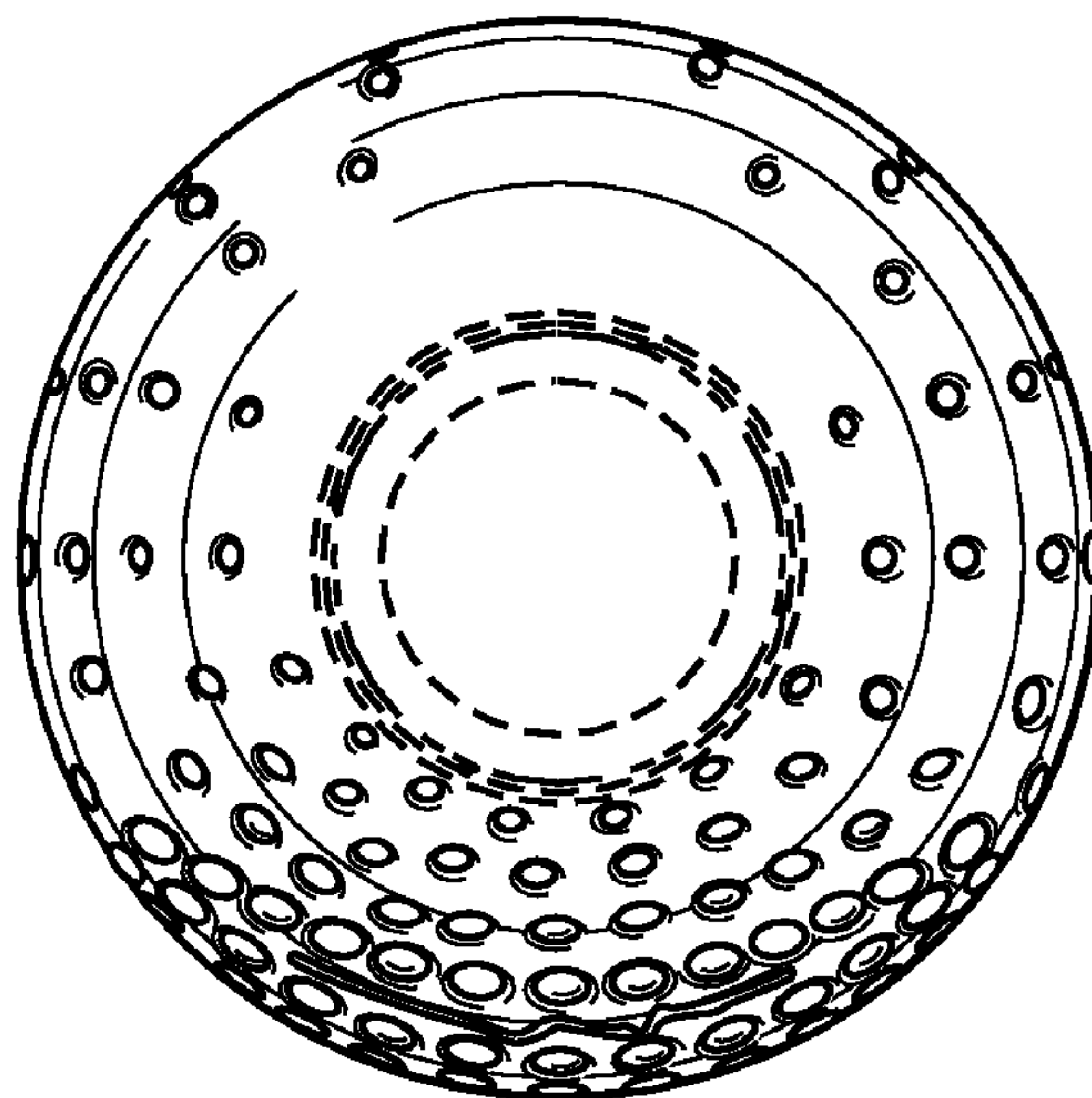


Fig. 14

