



US00D577282S

(12) **United States Design Patent**
Gazau

(10) **Patent No.:** **US D577,282 S**
(45) **Date of Patent:** **** Sep. 23, 2008**

(54) **C-HOOK SHAPED CARRYING AND HANGING DEVICE**

(76) Inventor: **Bryan Gazau**, 4360 E. Main St., #230, Ventura, CA (US) 93003

(**) Term: **14 Years**

(21) Appl. No.: **29/297,350**

(22) Filed: **Nov. 8, 2007**

(51) **LOC (8) Cl.** **08-05**

(52) **U.S. Cl.** **D8/367**

(58) **Field of Classification Search** D9/434,
D9/455, 499; D8/14, 300, 315, 318, 356;
D3/201, 315; 294/158, 137; 224/925; D22/149;
248/302, 339, 340
See application file for complete search history.

(56) **References Cited**

U.S. PATENT DOCUMENTS

D157,859 S	3/1950	Glukes	
3,226,147 A	12/1965	Marshall	
3,799,416 A	3/1974	Schmalz	
4,023,762 A *	5/1977	Batts et al.	248/340
4,045,067 A	8/1977	Wieder	
D291,405 S	8/1987	Finesman et al.	
4,824,156 A	4/1989	Greene	
5,097,534 A	3/1992	Viemeister et al.	
D340,789 S *	10/1993	Merritt	D34/28
5,306,063 A	4/1994	Higgins et al.	
D356,261 S *	3/1995	Miceli, Jr.	D9/455
D358,094 S	5/1995	DeGiacomo, Jr.	
D362,261 S	9/1995	Blocker	
D362,621 S *	9/1995	Blocker	D9/434
D363,664 S	10/1995	Muchnick	
D364,806 S	12/1995	Cole	
5,524,948 A	6/1996	Bostwick	

D380,670 S	7/1997	Blocker	
5,781,928 A	7/1998	Avila	
5,819,312 A	10/1998	Snyder	
5,898,938 A	5/1999	Baylor et al.	
6,003,918 A	12/1999	Hulyk	
6,270,048 B1 *	8/2001	Carlson	248/339
6,341,376 B1	1/2002	Smerdon, Jr.	
D469,015 S *	1/2003	Le Roux	D9/455
D483,668 S *	12/2003	Le Roux	D9/434
D502,395 S *	3/2005	Blanchester	D9/434
D512,307 S *	12/2005	Ahrens	D9/434
D544,792 S *	6/2007	Camarella	D9/434
D548,073 S *	8/2007	Peaslee	D9/434
2005/0066404 A1	3/2005	Baker	
2007/0252061 A1 *	11/2007	Feetham et al.	248/302

* cited by examiner

Primary Examiner—T. Chase Nelson

Assistant Examiner—Barbara B Lohr

(74) *Attorney, Agent, or Firm*—Hankin Patent Law, APC; Marc E. Hankin

(57) **CLAIM**

The ornamental design for a c-hook shaped carrying and hanging device, as shown and described.

DESCRIPTION

FIG. 1 is a perspective view of a c-hook shaped carrying and hanging device showing my new design.

FIG. 2 is a side view thereof.

FIG. 3 is another side view thereof.

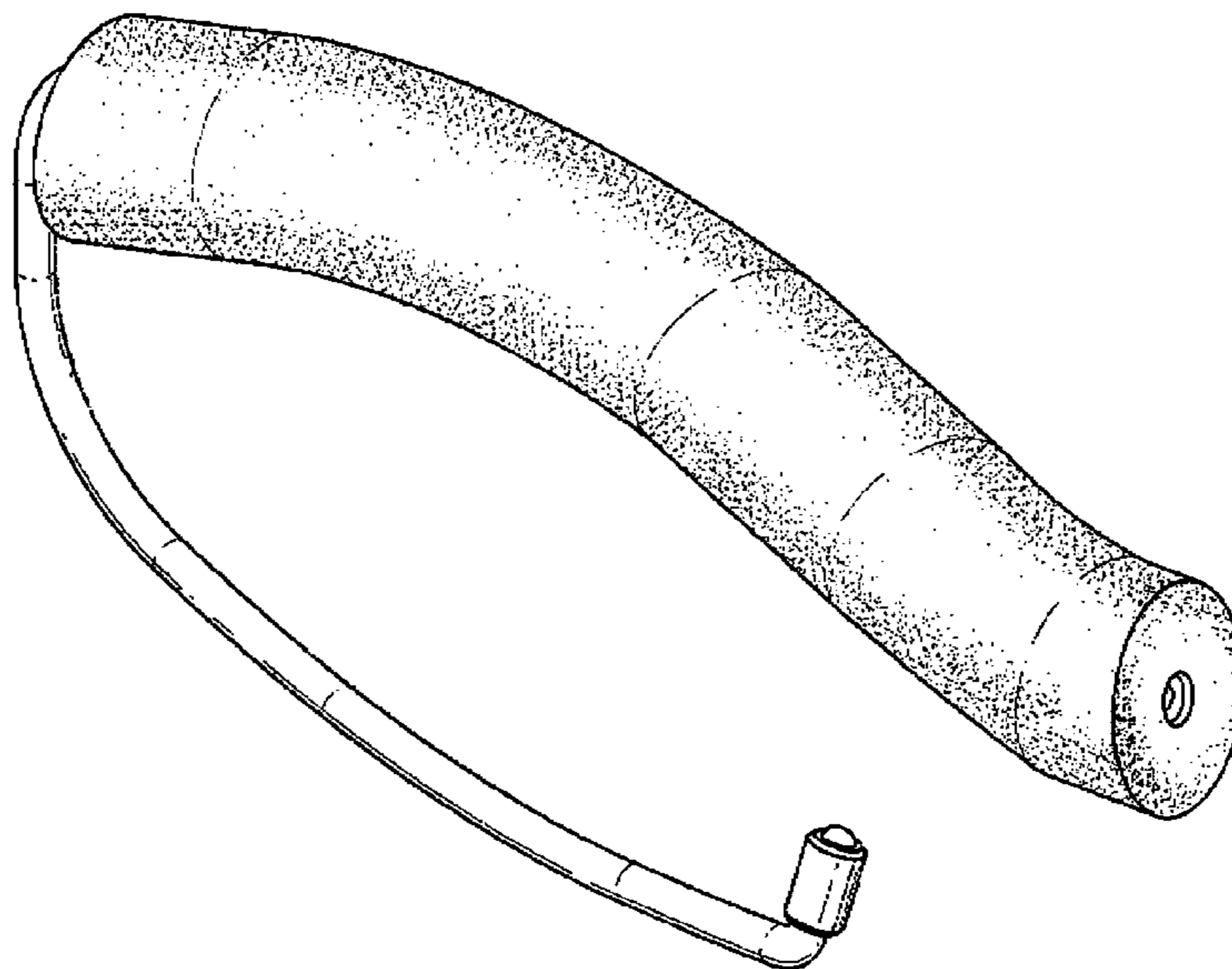
FIG. 4 is a front view thereof.

FIG. 5 is a back view thereof.

FIG. 6 is a bottom view thereof; and,

FIG. 7 is a top view thereof.

1 Claim, 6 Drawing Sheets



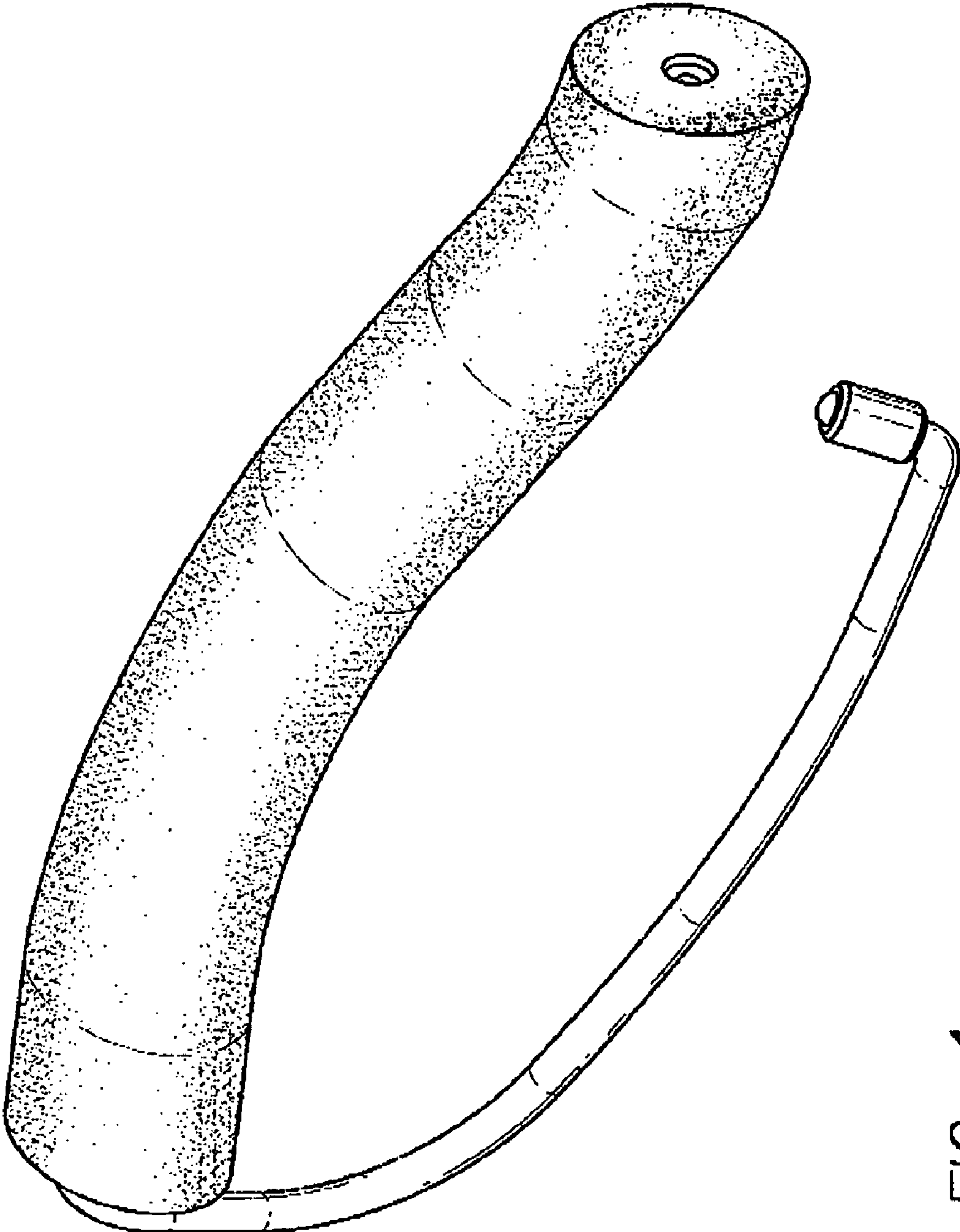


FIG. 1

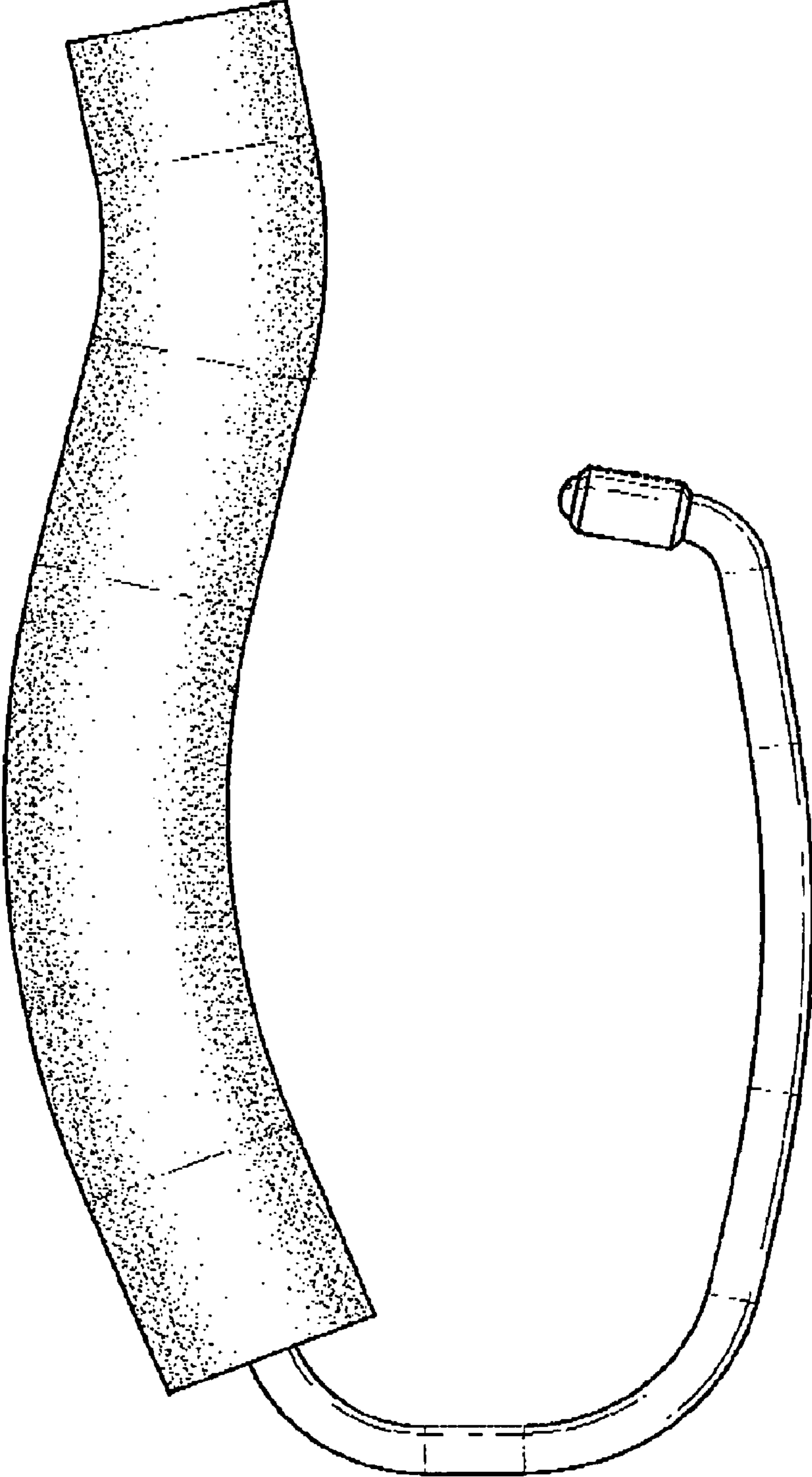


FIG. 2

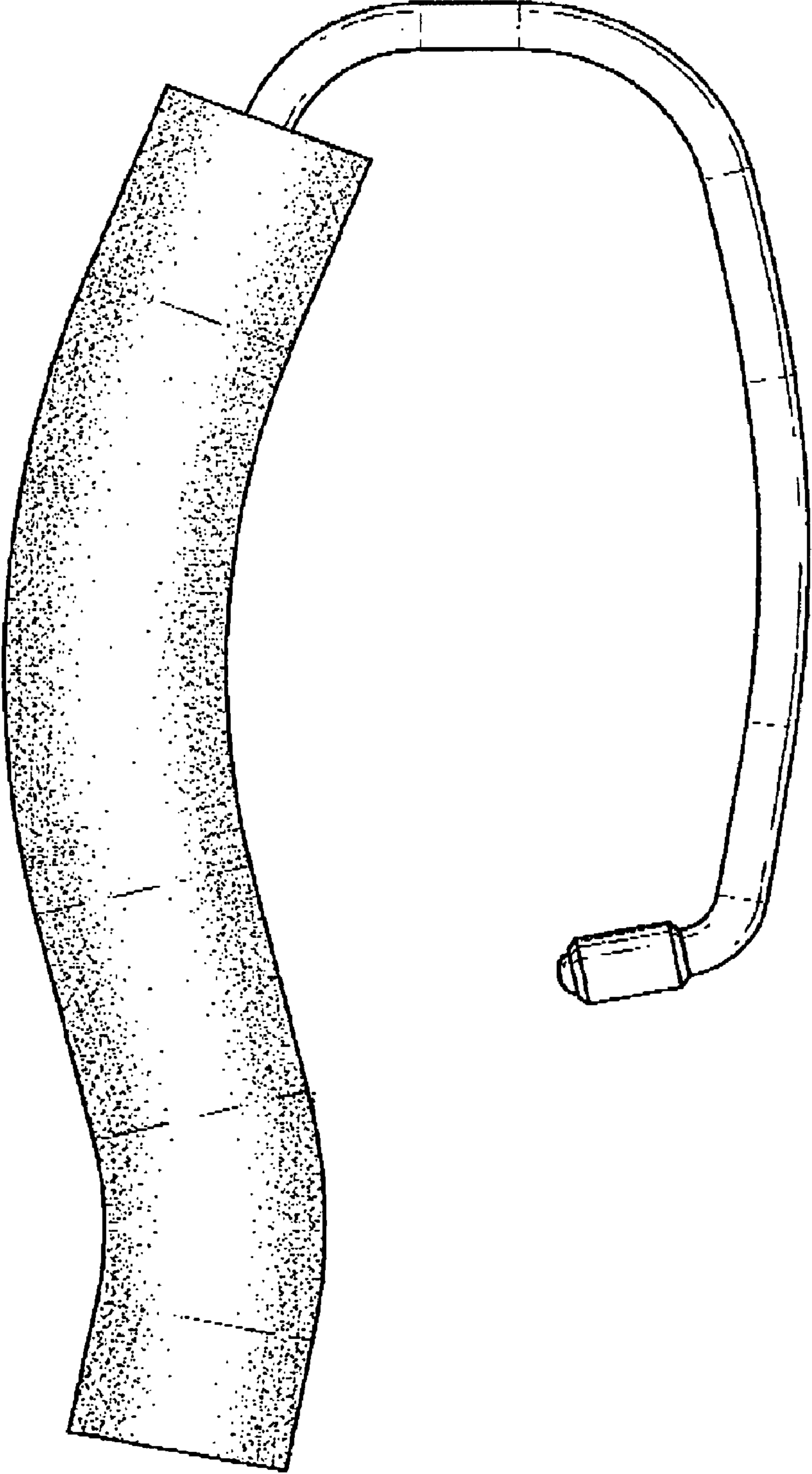


FIG. 3

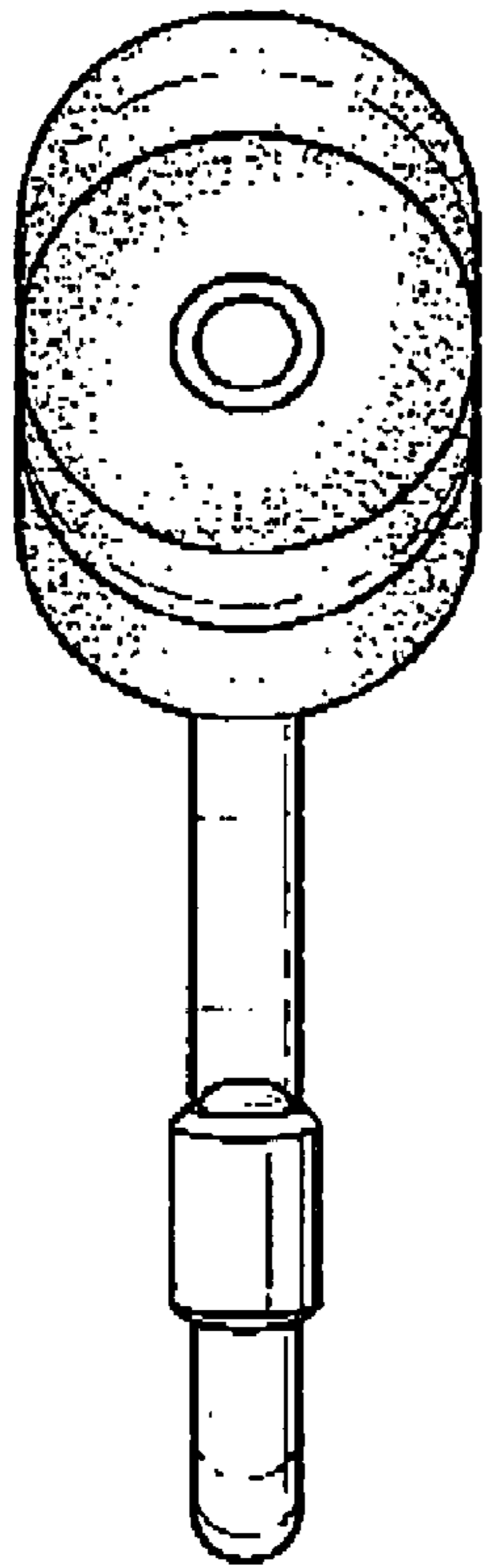


FIG. 4

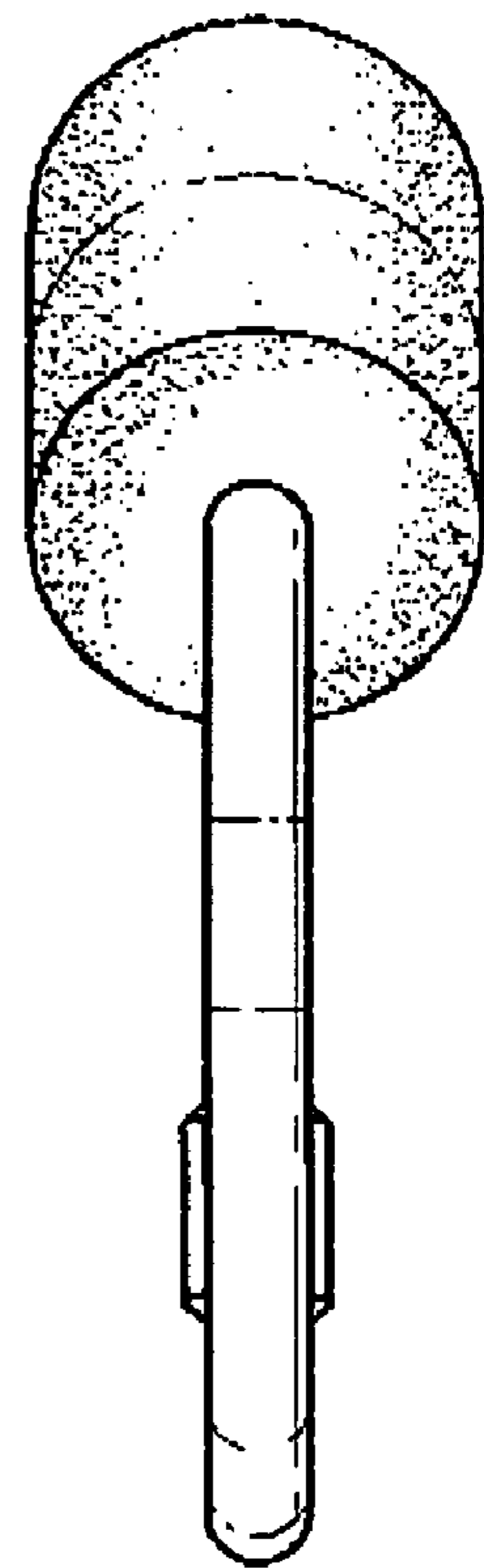


FIG. 5




FIG. 6

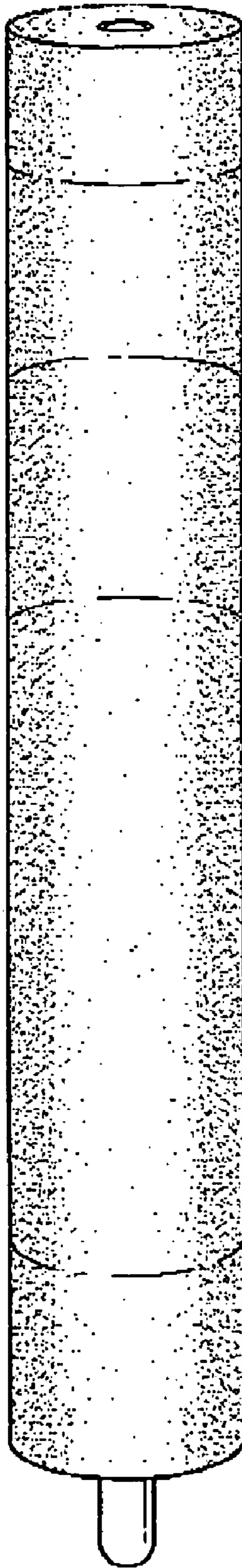


FIG. 7