



US00D577264S

(12) **United States Design Patent**
Shane-Schuldt

(10) **Patent No.:** **US D577,264 S**
(45) **Date of Patent:** **** Sep. 23, 2008**

- (54) **SPOON**
- (75) Inventor: **Diane Shane-Schuldt**, Sherrill, NY (US)
- (73) Assignee: **Oneida, Ltd.**, Oneida, NY (US)
- (**) Term: **14 Years**
- (21) Appl. No.: **29/306,247**
- (22) Filed: **Apr. 4, 2008**

- (51) **LOC (8) Cl.** **07-03**
- (52) **U.S. Cl.** **D7/653**
- (58) **Field of Classification Search** D7/368,
D7/395, 401.2, 642-646, 649-653, 661-664,
D7/669, 675-676, 683, 688-692, 695-696;
30/137, 141-143, 147-150, 322-327, 329,
30/340, 342-346; 416/70 R
See application file for complete search history.

(56) **References Cited**

U.S. PATENT DOCUMENTS

- D67,459 S * 6/1925 Gordon D7/653
- D110,647 S * 7/1938 Peterson D7/653
- D116,439 S * 9/1939 Allen et al. D7/662
- D154,004 S * 5/1949 Wagner D7/653
- D334,118 S * 3/1993 Gebhardt D7/662
- D431,758 S * 10/2000 Junko D7/653
- D447,919 S * 9/2001 Junko D7/653
- D485,734 S * 1/2004 Junko D7/653
- D489,942 S * 5/2004 Shane-Schuldt D7/653
- D489,945 S * 5/2004 Shane-Schuldt D7/653
- D491,421 S * 6/2004 Shane-Schuldt D7/653

- D512,280 S * 12/2005 Ito D7/664
- D545,143 S * 6/2007 Shane-Schuldt D7/653
- D549,055 S * 8/2007 Shane-Schuldt D7/653
- D552,936 S * 10/2007 Shane-Schuldt D7/653
- D552,938 S * 10/2007 Ito D7/653
- D553,448 S * 10/2007 Ito D7/653
- D565,362 S * 4/2008 Ito D7/653
- D569,197 S * 5/2008 Richmond D7/653
- D572,091 S * 7/2008 Holcomb D7/653

* cited by examiner

Primary Examiner—Caron D. Veynar

Assistant Examiner—Ricky Pham

(74) *Attorney, Agent, or Firm*—Marjama Muldoon Blasiak & Sullivan, LLP

(57) **CLAIM**

The ornamental design for a spoon, as shown and described.

DESCRIPTION

FIG. 1 is a top plan view of a spoon, illustrating my new design;

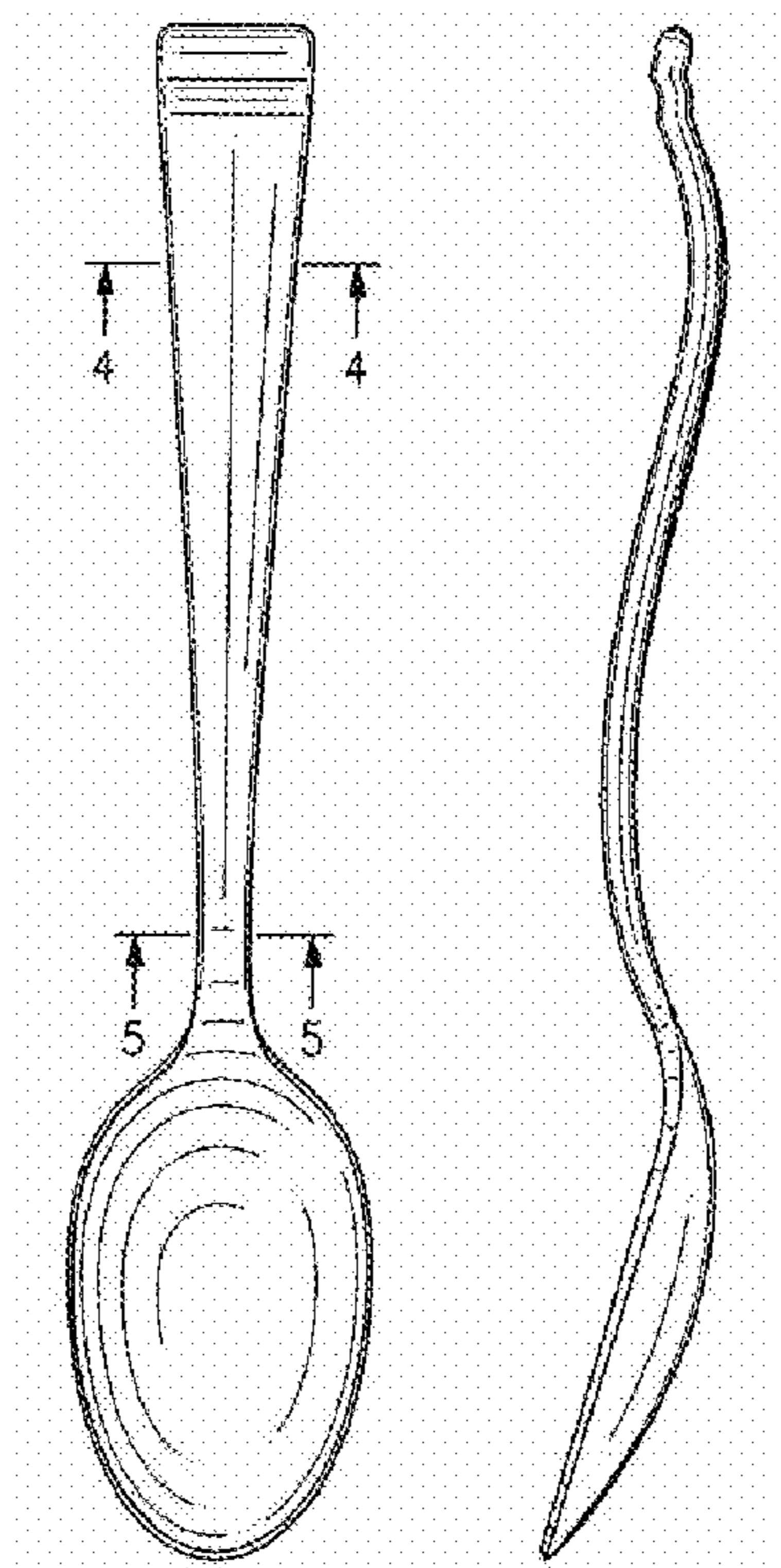
FIG. 2 is a right side view thereof, the left side view being a mirror image;

FIG. 3 is a bottom view thereof;

FIG. 4 is a cross-sectional view taken through line 4—4 of FIG. 1; and,

FIG. 5 is a cross-sectional view taken through line 5—5 of FIG. 1.

1 Claim, 1 Drawing Sheet



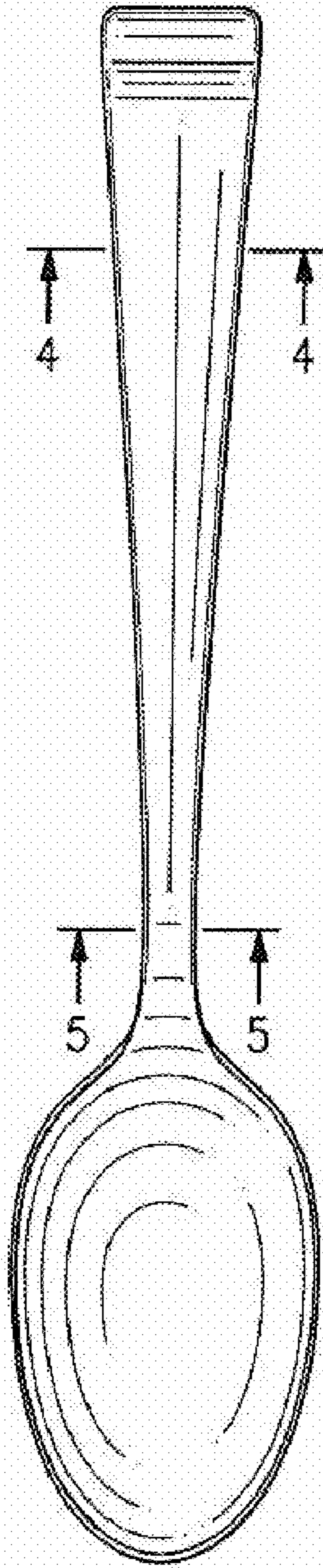


FIG. 1

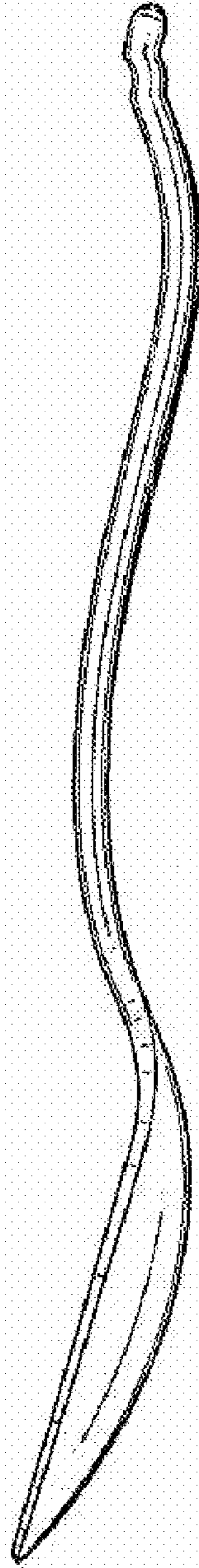


FIG. 2

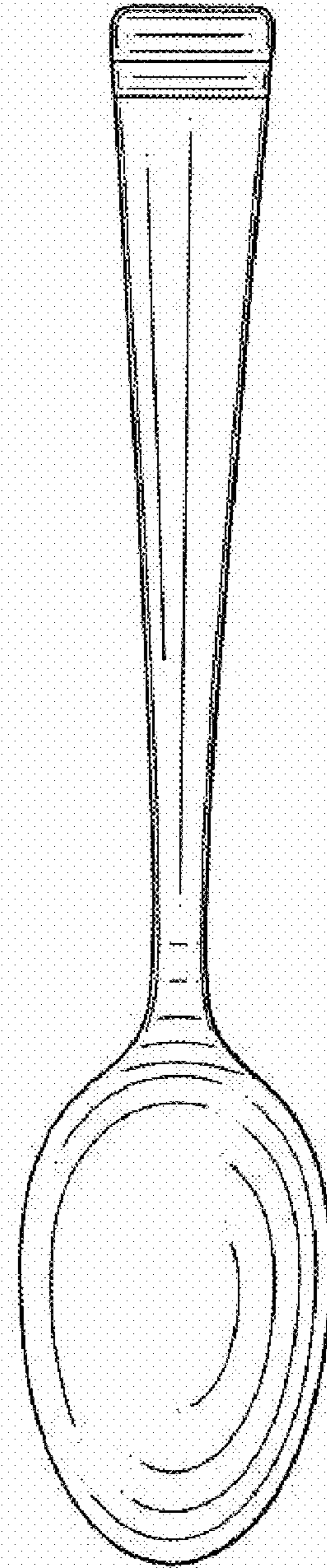


FIG. 3



FIG. 4



FIG. 5