



US00D577263S

(12) **United States Design Patent**
Shane-Schuldt

(10) **Patent No.:** **US D577,263 S**
(45) **Date of Patent:** **** Sep. 23, 2008**

(54) **SPOON**
(75) Inventor: **Diane Shane-Schuldt**, Sherrill, NY (US)
(73) Assignee: **Oneida, Ltd.**, Oneida, NY (US)
(**) Term: **14 Years**
(21) Appl. No.: **29/306,244**
(22) Filed: **Apr. 4, 2008**

(51) **LOC (8) Cl.** **07-03**
(52) **U.S. Cl.** **D7/653**
(58) **Field of Classification Search** D7/368,
D7/395, 401.2, 642-646, 649-653, 661-664,
D7/669, 675-676, 683, 688-692, 695-696;
30/137, 141-143, 147-150, 322-327, 329,
30/340, 342-346; 416/70 R
See application file for complete search history.

(56) **References Cited**

U.S. PATENT DOCUMENTS

D39,509 S *	9/1908	Habensack	D7/653
D39,738 S *	1/1909	Dowse	D7/653
D41,966 S *	12/1911	Ittig	D7/653
D47,782 S *	9/1915	Crowell	D7/653
D72,999 S *	7/1927	Kirk	D7/653
D78,553 S *	5/1929	Allen	D7/653
D96,074 S *	6/1935	Woodward	D7/653
D252,606 S *	8/1979	Seibel	D7/653
D463,957 S *	10/2002	Junko	D7/653
D489,944 S *	5/2004	Shane-Schuldt	D7/653

D489,946 S *	5/2004	Shane-Schuldt	D7/653
D490,282 S *	5/2004	Shane-Schuldt	D7/653
D491,770 S *	6/2004	Strange	D7/653
D535,158 S *	1/2007	Ito	D7/653
D545,641 S *	7/2007	Junko	D7/653
D548,545 S *	8/2007	Shane-Schuldt	D7/653
D550,045 S *	9/2007	Junko	D7/653
D551,913 S *	10/2007	Kasper	D7/653
D554,443 S *	11/2007	Shane-Schuldt	D7/653

* cited by examiner

Primary Examiner—Caron D. Veynar

Assistant Examiner—Ricky Pham

(74) *Attorney, Agent, or Firm*—Marjama Muldoon Blasiak & Sullivan, LLP

(57) **CLAIM**

The ornamental design for a spoon, as shown and described.

DESCRIPTION

FIG. 1 is a top plan view of a spoon, illustrating my new design;

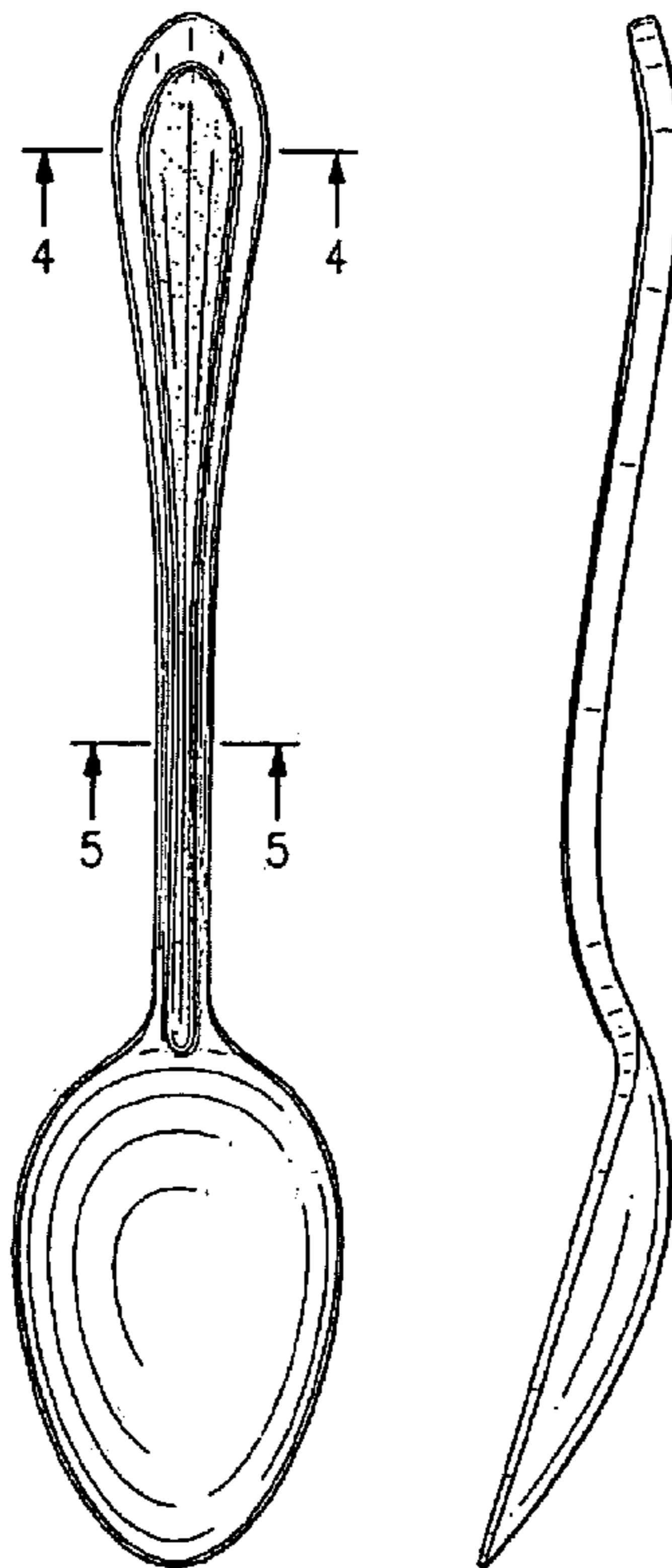
FIG. 2 is a right side view thereof, the left side view being a mirror image;

FIG. 3 is a bottom view thereof;

FIG. 4 is a cross-sectional view taken through line 4—4 of FIG. 1; and,

FIG. 5 is a cross-sectional view taken through line 5—5 of FIG. 1.

1 Claim, 1 Drawing Sheet



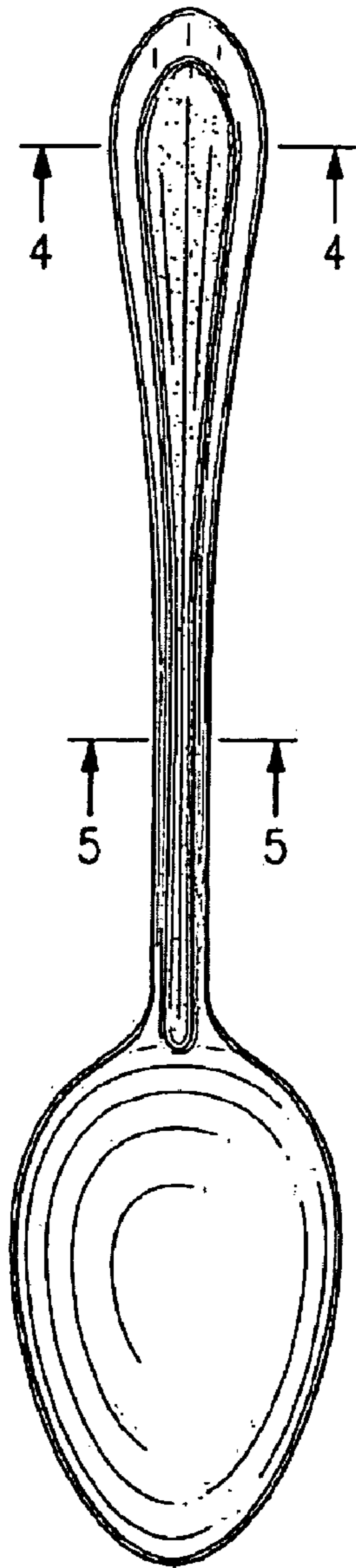


FIG. 1



FIG. 2

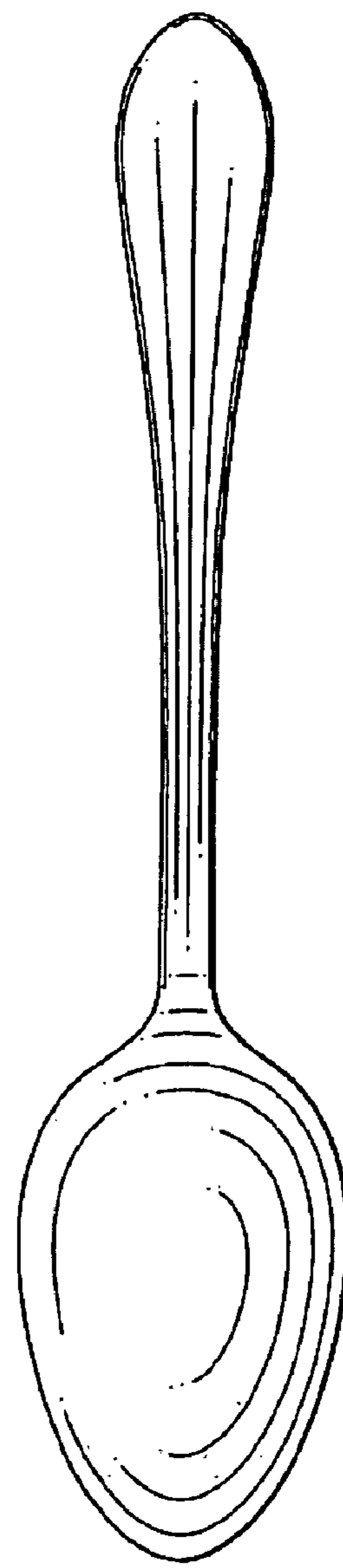


FIG. 3



FIG. 4



FIG. 5