



US00D577255S

(12) **United States Design Patent**
Baldwin et al.

(10) **Patent No.:** **US D577,255 S**
(45) **Date of Patent:** **** Sep. 23, 2008**

(54) **COOKTOP GRATE**

D564,838 S * 3/2008 Shin et al. D7/408

(75) Inventors: **Mark W. Baldwin**, Saint Joseph, MI (US); **Alan D. Bengtson**, Saint Joseph, MI (US)

* cited by examiner

Primary Examiner—Robert A. Delehanty

Assistant Examiner—Mark Cavanna

(73) Assignee: **Whirlpool Corporation**, Benton Harbor, MI (US)

(74) *Attorney, Agent, or Firm*—Tara M. Hartman; Michael D. Lafrenz

(**) Term: **14 Years**

(57) **CLAIM**

(21) Appl. No.: **29/303,617**

The ornamental design for a cooktop grate, as shown and described.

(22) Filed: **Feb. 13, 2008**

DESCRIPTION

(51) **LOC (8) Cl.** **07-02**

FIG. 1 is a front perspective view of the design of the cooktop grate;

(52) **U.S. Cl.** **D7/408**

FIG. 2 is a top elevational view thereof;

(58) **Field of Classification Search** D7/340,

FIG. 3 is front elevational view thereof;

D7/346, 408–409; D23/346, 397, 402; 219/450.1; 126/540, 152 R

FIG. 4 is right side elevational view with the left side being a mirror image thereof;

See application file for complete search history.

FIG. 5 is a front perspective view shown in another embodiment, thereof;

(56) **References Cited**

U.S. PATENT DOCUMENTS

D367,802 S *	3/1996	Lewis et al.	D7/408
D369,062 S *	4/1996	Holbrook, Jr.	D7/408
D371,277 S *	7/1996	Pink	D7/408
D378,262 S *	3/1997	Sparks	D7/408
D378,885 S *	4/1997	Sparks	D7/408
D401,112 S *	11/1998	Miller	D7/408
D489,933 S *	5/2004	Rummel et al.	D7/346
D524,601 S *	7/2006	Vetter	D7/408
D550,505 S *	9/2007	Pino et al.	D7/408

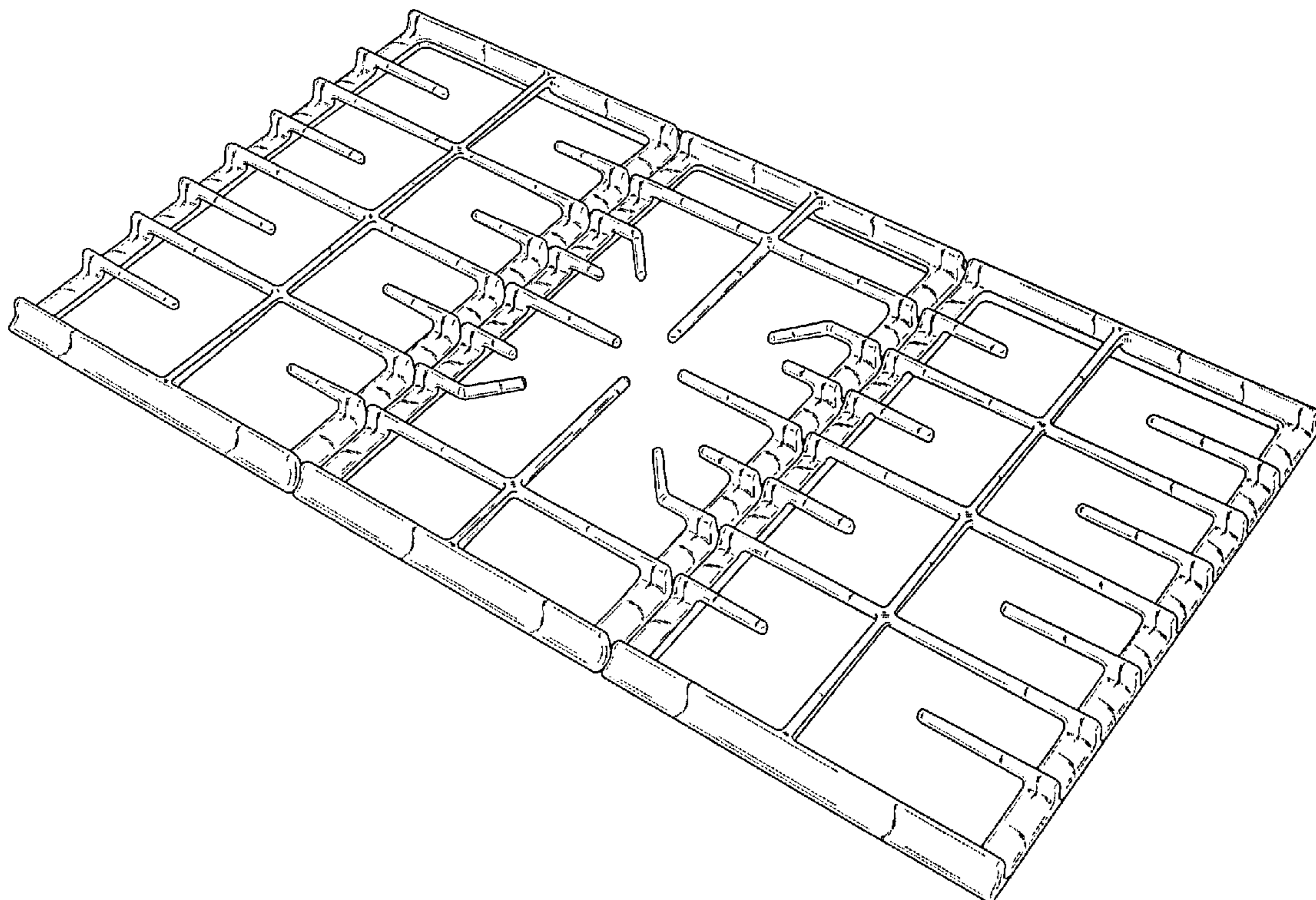
FIG. 6 is a top elevational view thereof;

FIG. 7 is front elevational view thereof; and,

FIG. 8 is right side elevational view with the left side being a mirror image thereof.

The portion shown in broken lines is for illustrative purposes only and does not form any part of the invention.

1 Claim, 6 Drawing Sheets



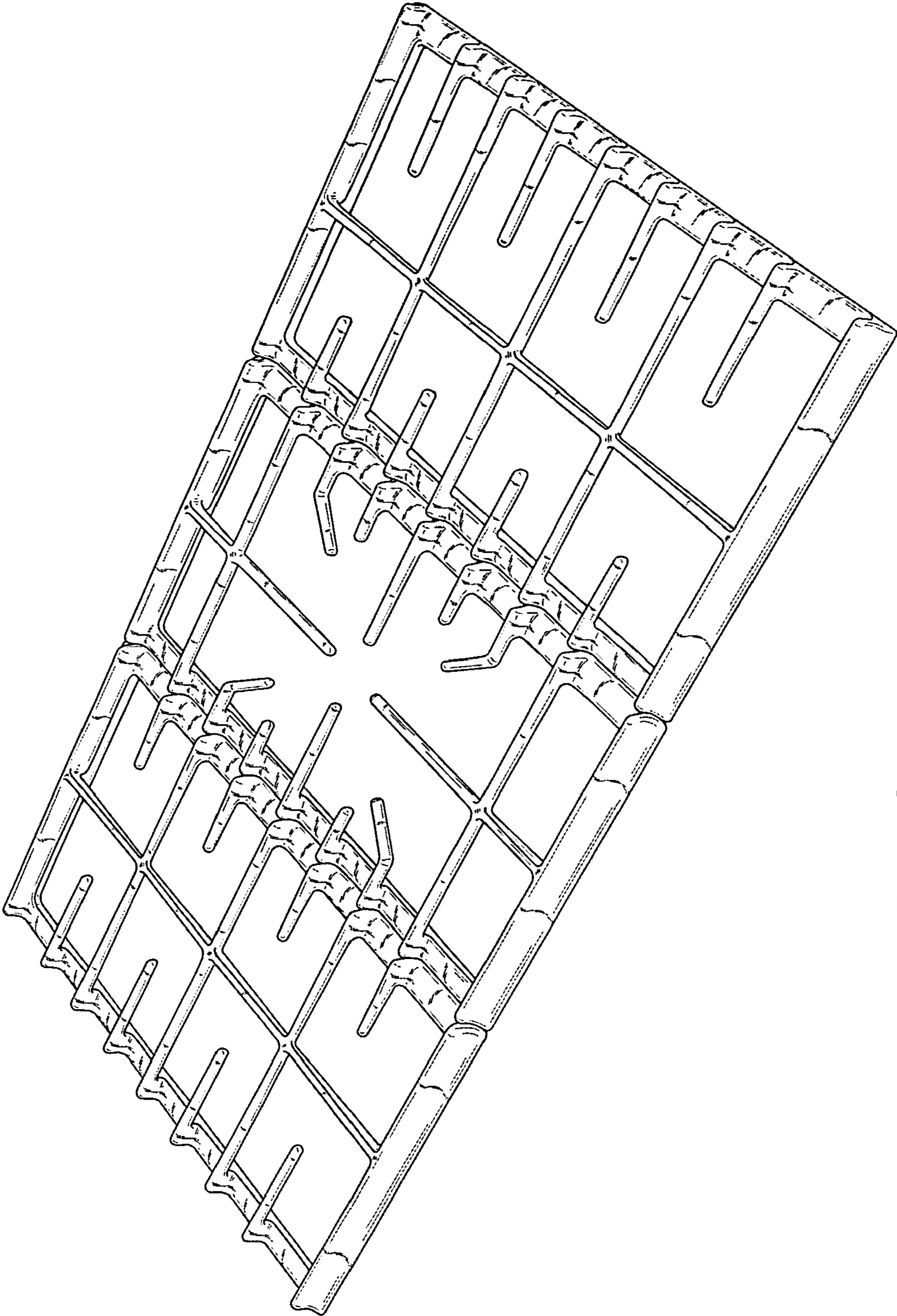


Fig. 1

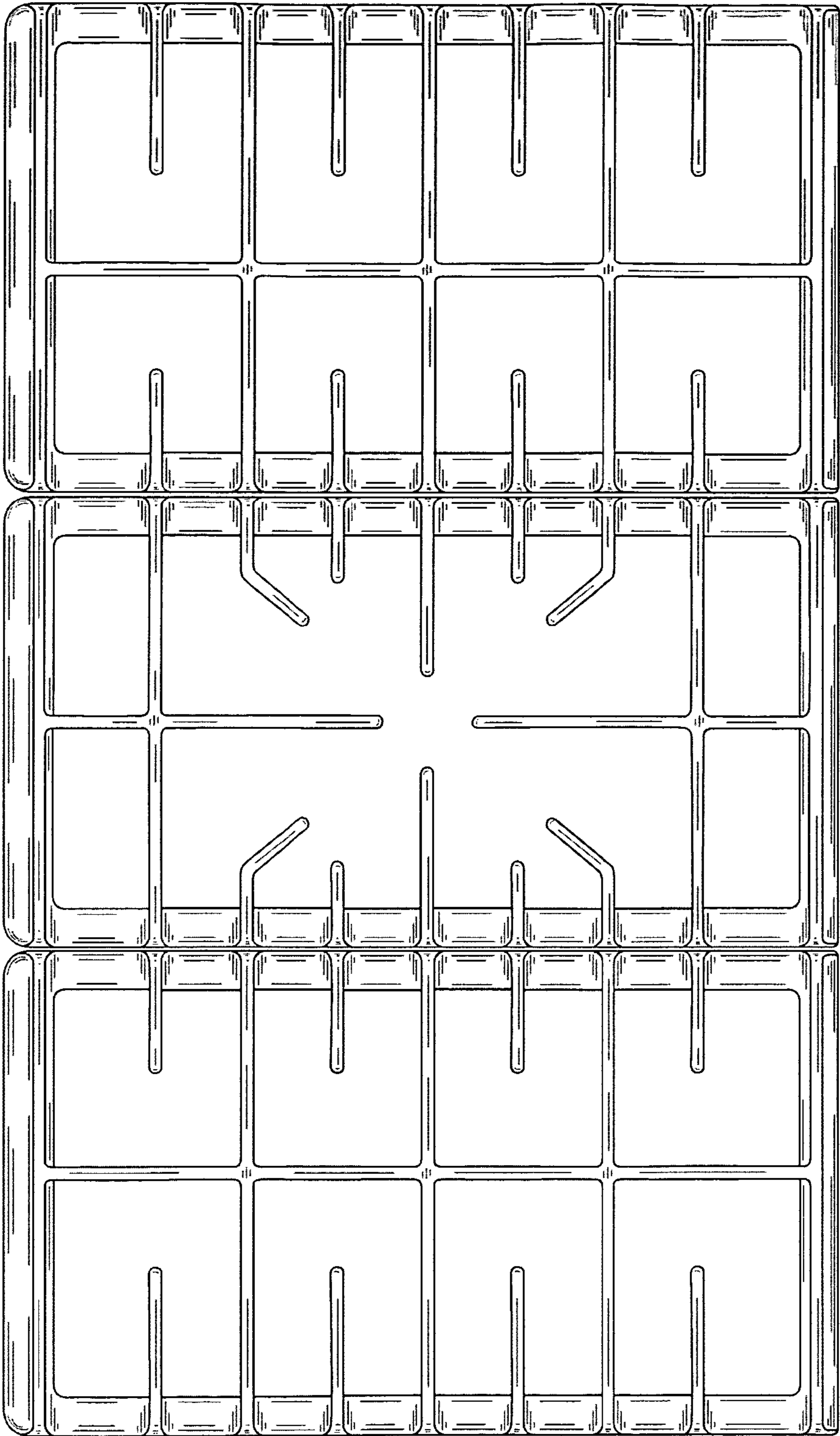


Fig. 2



Fig. 3

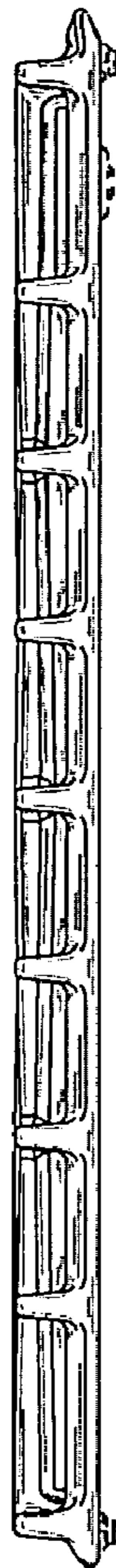


Fig. 4

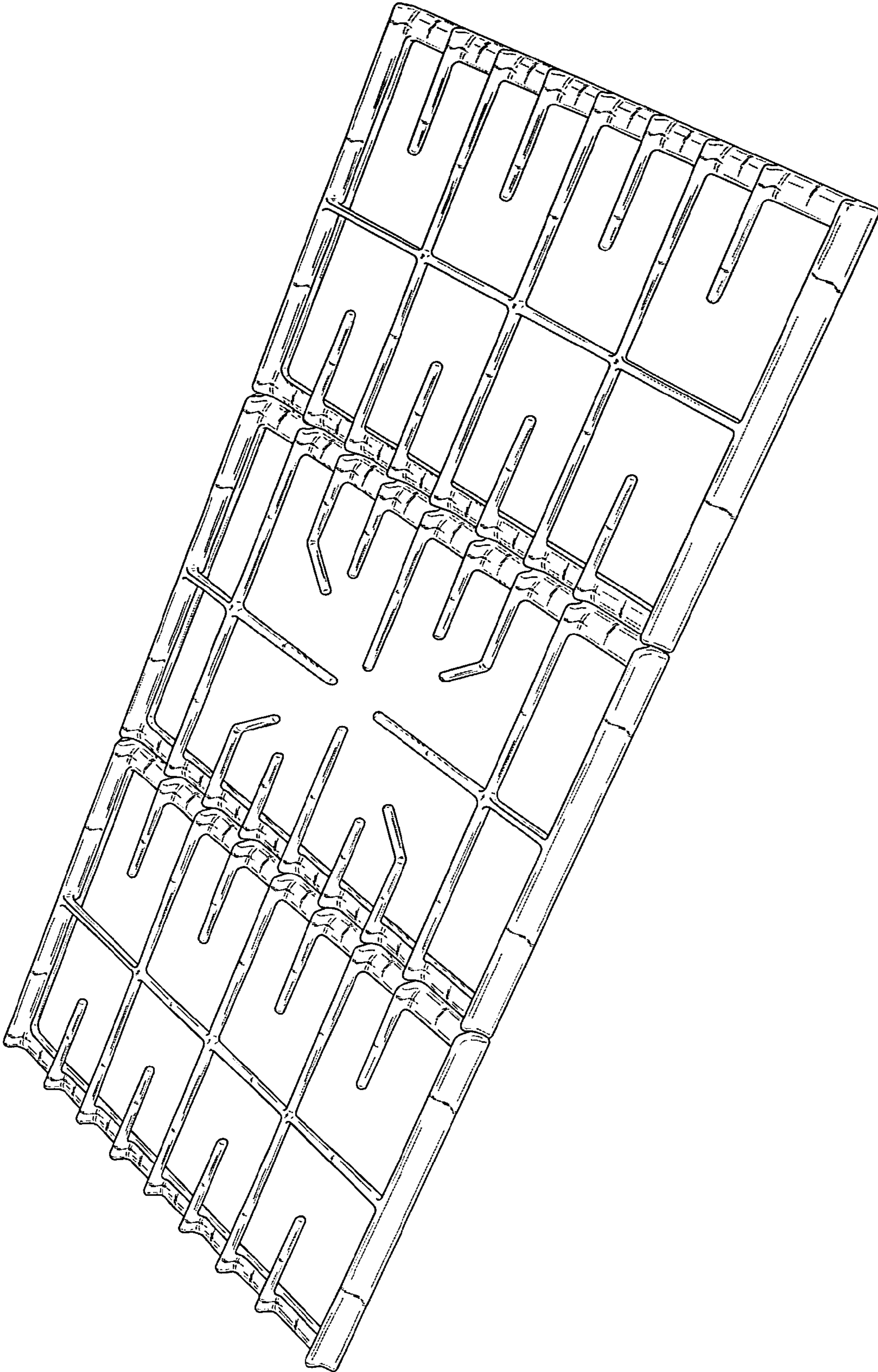


Fig. 5




Fig. 6

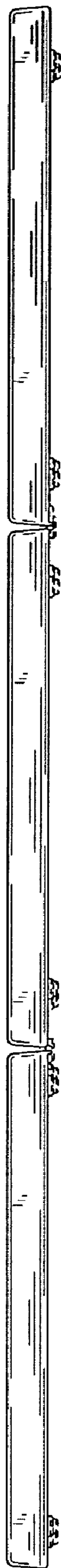


Fig. 7



Fig. 8