



US00D577251S

(12) **United States Design Patent**  
**Kwan**

(10) **Patent No.:** **US D577,251 S**  
(45) **Date of Patent:** **\*\* Sep. 23, 2008**

(54) **HANDLE**

(75) Inventor: **Steven Kwan**, Shatin (HK)

(73) Assignee: **Merry Chance Industries, Ltd.**, Kwai Chung N.T. (HK)

(\*\*) Term: **14 Years**

(21) Appl. No.: **29/297,461**

(22) Filed: **Nov. 12, 2007**

(51) **LOC (8) Cl.** ..... **07-02**

(52) **U.S. Cl.** ..... **D7/395**

(58) **Field of Classification Search** ..... D7/393,  
D7/395, 401.2, 682, 692, 642-648, 649-652,  
D7/664, 688, 693, 696, 381; D8/83, 101,  
D8/107, 307; D22/118; 30/340-344, 147-149;  
16/430, 431, 110.1; D4/129, 138

See application file for complete search history.

(56) **References Cited**

**U.S. PATENT DOCUMENTS**

1,803,006	A *	4/1931	Davis	.....	294/7
D193,202	S *	7/1962	Eckersburg	.....	D7/395
D399,722	S *	10/1998	Eidsmoe et al.	.....	D8/107
D426,136	S	6/2000	Yu		
D436,822	S *	1/2001	Douglas	.....	D8/83
D439,489	S	3/2001	Chen		
D446,105	S *	8/2001	Hsiao	.....	D8/107
D448,265	S	9/2001	Chen		
D462,179	S	9/2002	Lai et al.		
D472,125	S	3/2003	Hsu		
D479,395	S	9/2003	Westrich et al.		
D480,913	S *	10/2003	Hughes	.....	D7/395
D482,874	S *	12/2003	Dotterman	.....	D4/138
D483,630	S	12/2003	Choi		

6,662,406	B2	12/2003	Shonfeld et al.		
D494,442	S	8/2004	Lin Wu		
D499,886	S	12/2004	Goulet et al.		
D500,927	S	1/2005	Hay		
D519,353	S *	4/2006	Chen	.....	D8/107
D522,342	S	6/2006	Kwan		
D549,045	S *	8/2007	Silverstein	.....	D7/395

**OTHER PUBLICATIONS**

Tansung, Yangjiang Tansung (Group) Co., Ltd., Catalog cover and pp. 1, 2, and 19; "Admitted Prior Art" (undated).

\* cited by examiner

*Primary Examiner*—Holly H. Baynham

*Assistant Examiner*—Cynthia M Chin

(74) *Attorney, Agent, or Firm*—Miller Canfield; Timothy Engling

(57) **CLAIM**

The ornamental design for a handle, as shown and described.

**DESCRIPTION**

FIG. 1 is a reduced perspective view of a handle;

FIG. 2 is a top view of the handle;

FIG. 3 is a side view of the handle;

FIG. 4 is a side view of the handle;

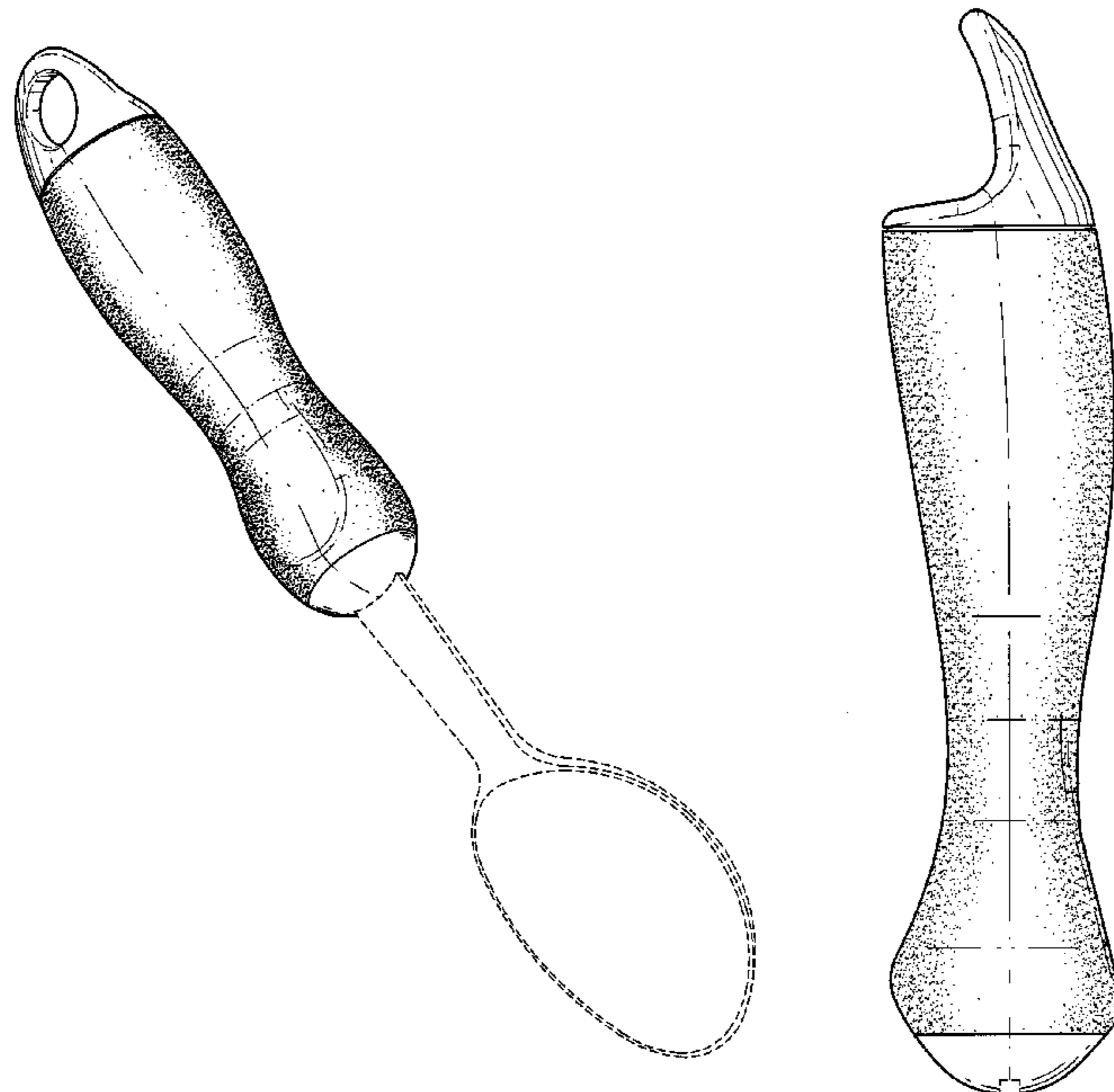
FIG. 5 is a bottom view of the handle;

FIG. 6 is an end view of the handle; and,

FIG. 7 is an end view of the handle.

The broken lines showing a structure in FIG. 1 and an aperture in FIGS. 3, 4 and 7 are for illustrative purposes only and form no part of the claimed design.

**1 Claim, 6 Drawing Sheets**



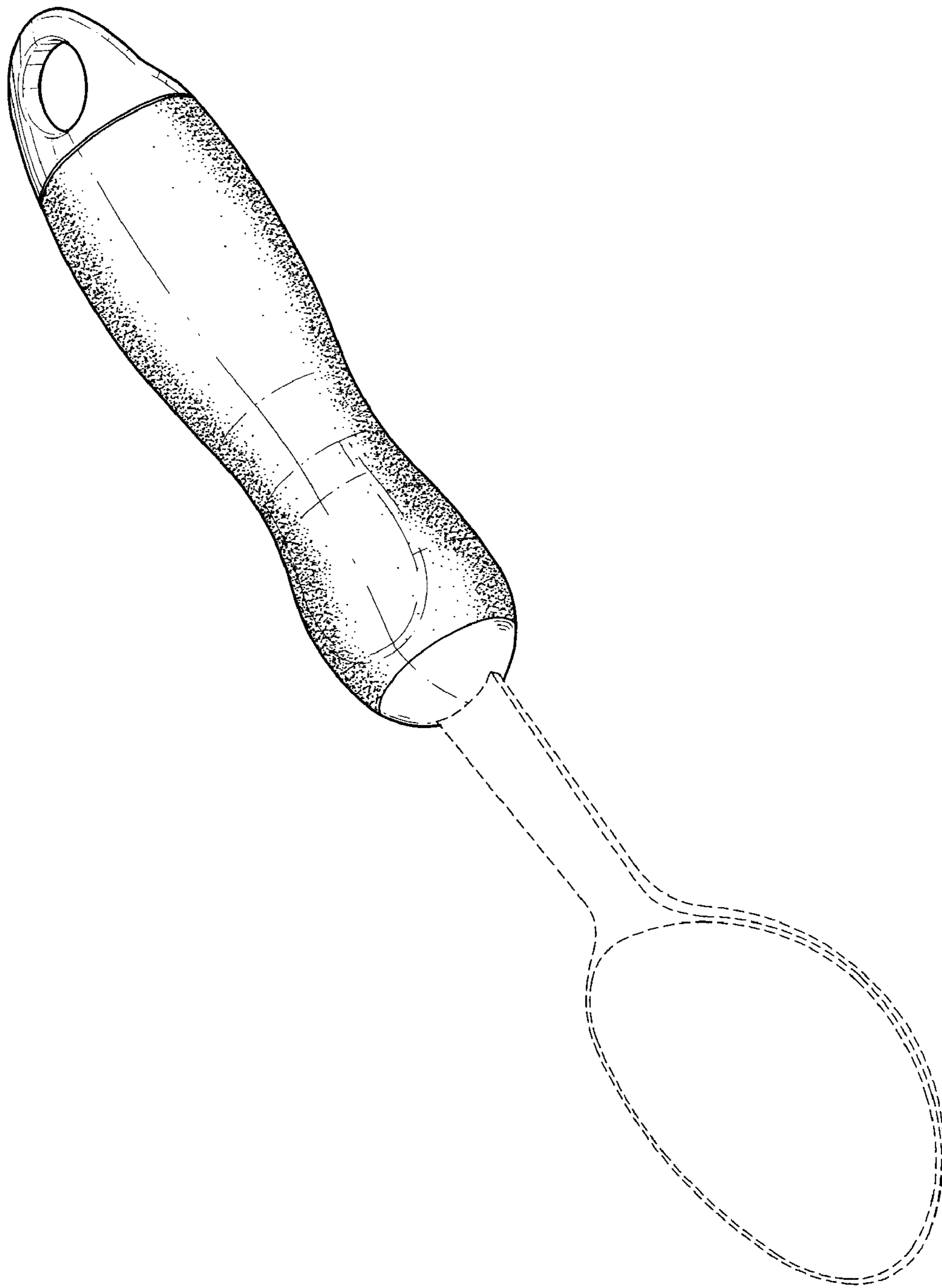


FIG. 1

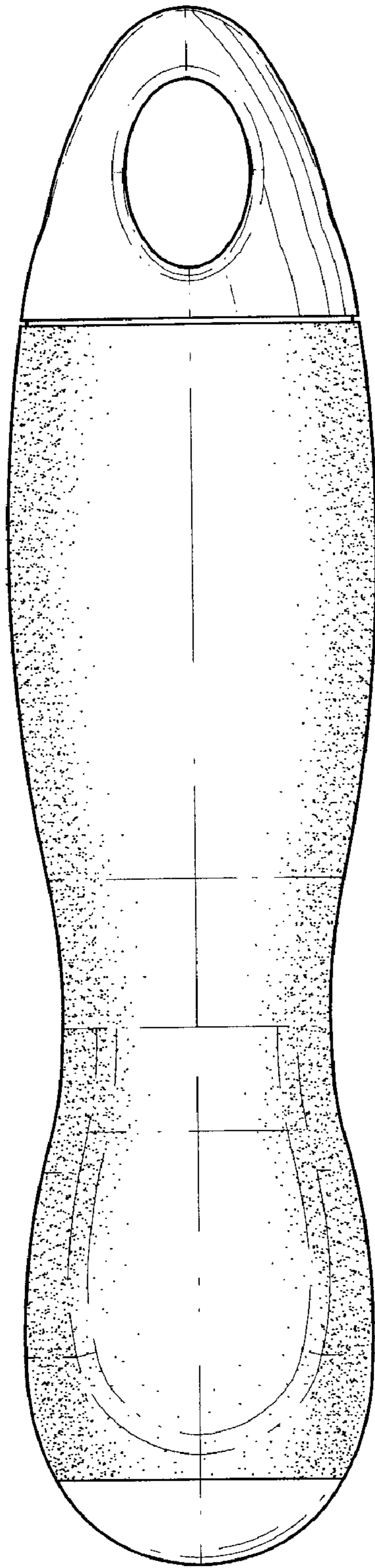


FIG. 2

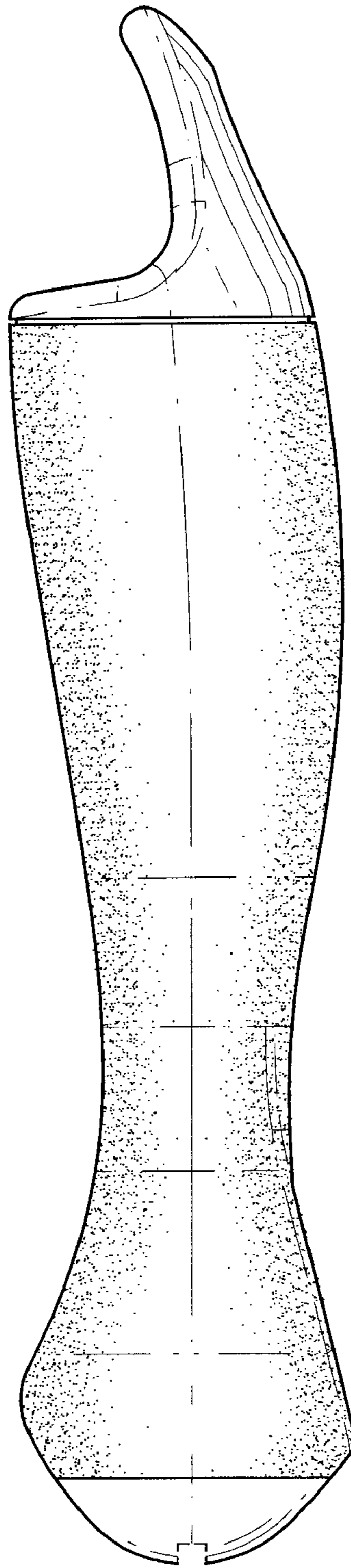


FIG. 3

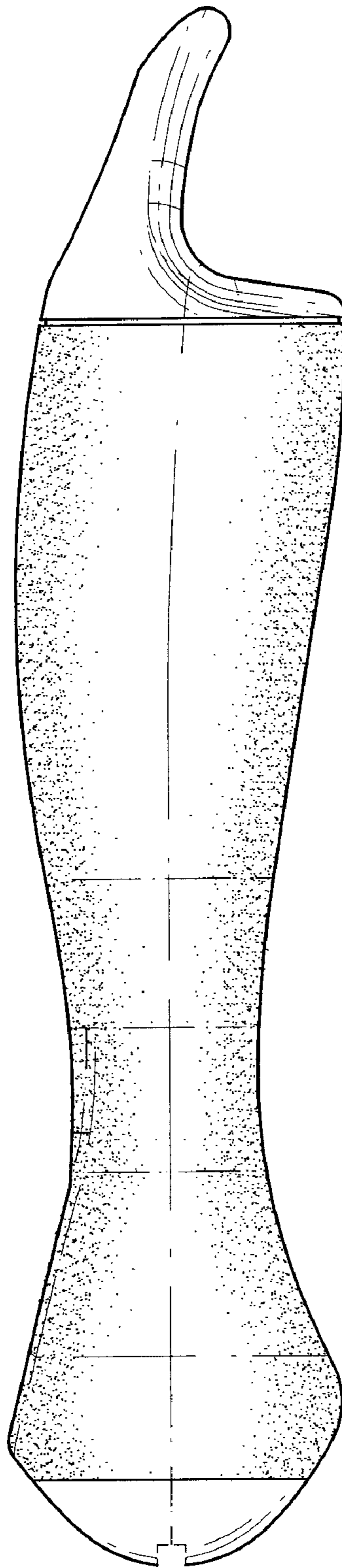


FIG. 4

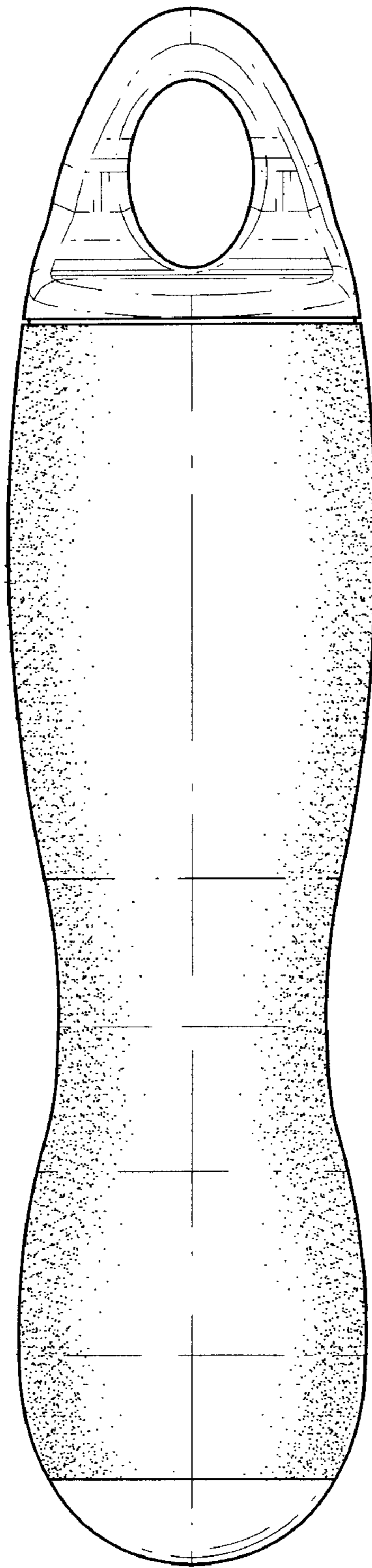
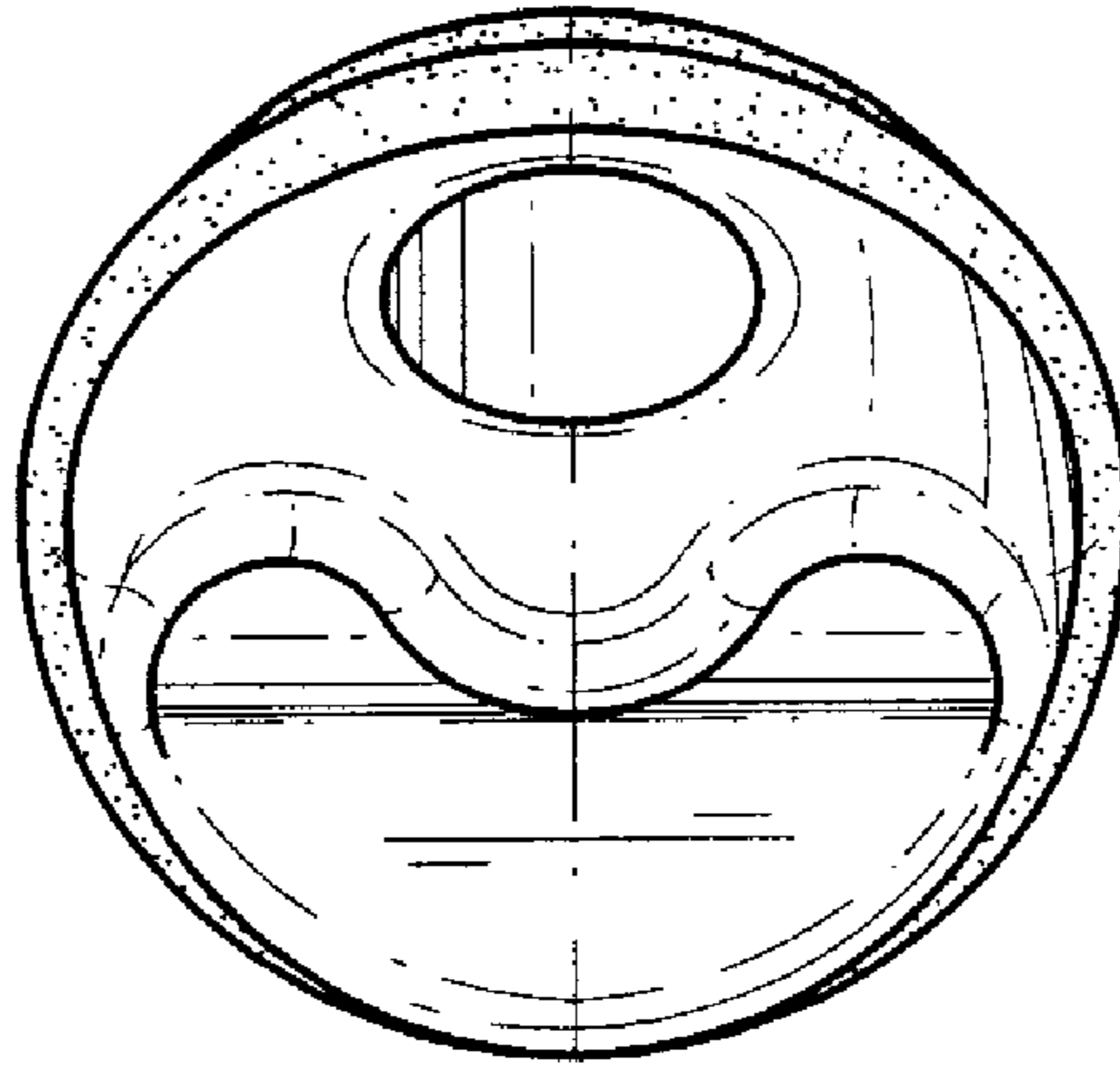
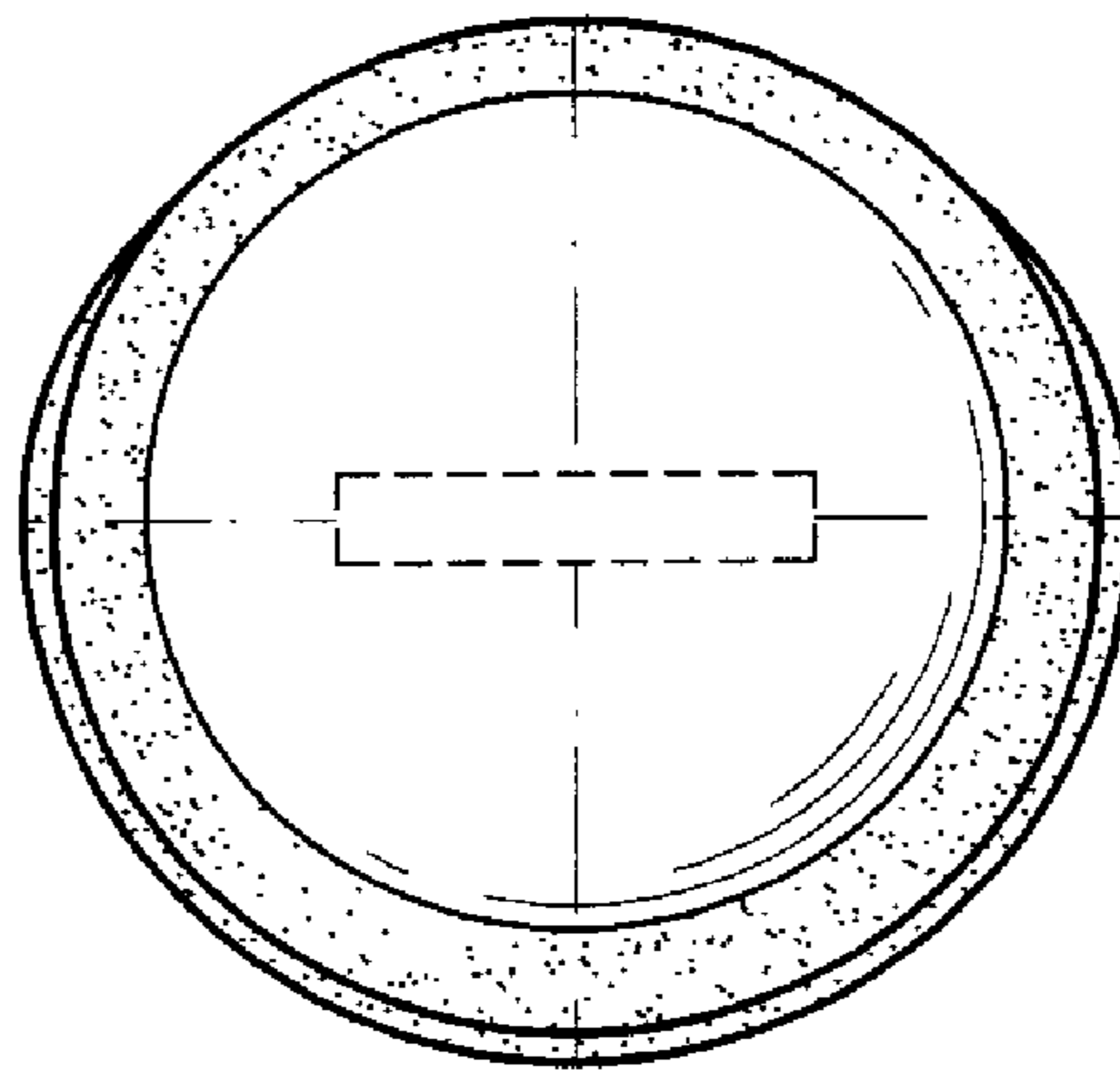


FIG. 5



*FIG. 6*



*FIG. 7*