



US00D577246S

(12) **United States Design Patent**
Kikumoto

(10) **Patent No.:** **US D577,246 S**
(45) **Date of Patent:** **** Sep. 23, 2008**

(54) **MICROWAVE OVEN**

(75) Inventor: **Naoya Kikumoto**, Sakai (JP)

(73) Assignee: **Sharp Kabushiki Kaisha**, Osaka (JP)

(**) Term: **14 Years**

(21) Appl. No.: **29/274,330**

(22) Filed: **Apr. 17, 2007**

(30) **Foreign Application Priority Data**

Oct. 18, 2006 (JP) 2006-028197

(51) **LOC (8) Cl.** **07-02**

(52) **U.S. Cl.** **D7/351**

(58) **Field of Classification Search** D7/350.1,
D7/350.3, 350.4, 351, 402, 405; 126/19 M,
126/21 R, 275 E, 273 A; 219/757, 758
See application file for complete search history.

(56) **References Cited**

U.S. PATENT DOCUMENTS

- D261,597 S 11/1981 Suganoya et al.
- D262,087 S 12/1981 Suganoya et al.
- D262,256 S 12/1981 Suganoya et al.
- D264,039 S 4/1982 Suganoya et al.
- D267,009 S 11/1982 Doi
- D267,094 S 11/1982 Doi
- D267,302 S 12/1982 Suganoya et al.
- D267,389 S 12/1982 Suganoya et al.
- D267,390 S 12/1982 Miyake et al.
- D267,923 S 2/1983 Haruguchi et al.
- D268,079 S 3/1983 Miyake et al.
- D268,080 S 3/1983 Haruguchi et al.
- D268,081 S 3/1983 Haruguchi et al.
- D268,082 S 3/1983 Haruguchi et al.
- D268,083 S 3/1983 Hirose et al.
- D269,149 S 5/1983 Miyake et al.
- D270,224 S 8/1983 Hirose et al.
- D273,655 S 5/1984 Haruguchi et al.
- D273,747 S 5/1984 Haruguchi et al.
- D273,748 S 5/1984 Haruguchi et al.
- D273,749 S 5/1984 Haruguchi et al.

- D273,750 S 5/1984 Haruguchi et al.
- D273,751 S 5/1984 Haruguchi et al.
- D273,752 S 5/1984 Haruguchi et al.
- D273,753 S 5/1984 Haruguchi et al.
- D273,754 S 5/1984 Haruguchi et al.
- D273,834 S 5/1984 Haruguchi et al.
- D273,835 S 5/1984 Haruguchi et al.

(Continued)

OTHER PUBLICATIONS

Kawata et al., entitled, "Oven," U.S. Appl. No. 29/253,285, filed Feb. 3, 2006, pending.

(Continued)

Primary Examiner—Ruth McInroy
(74) *Attorney, Agent, or Firm*—Nixon & Vanderhye, PC

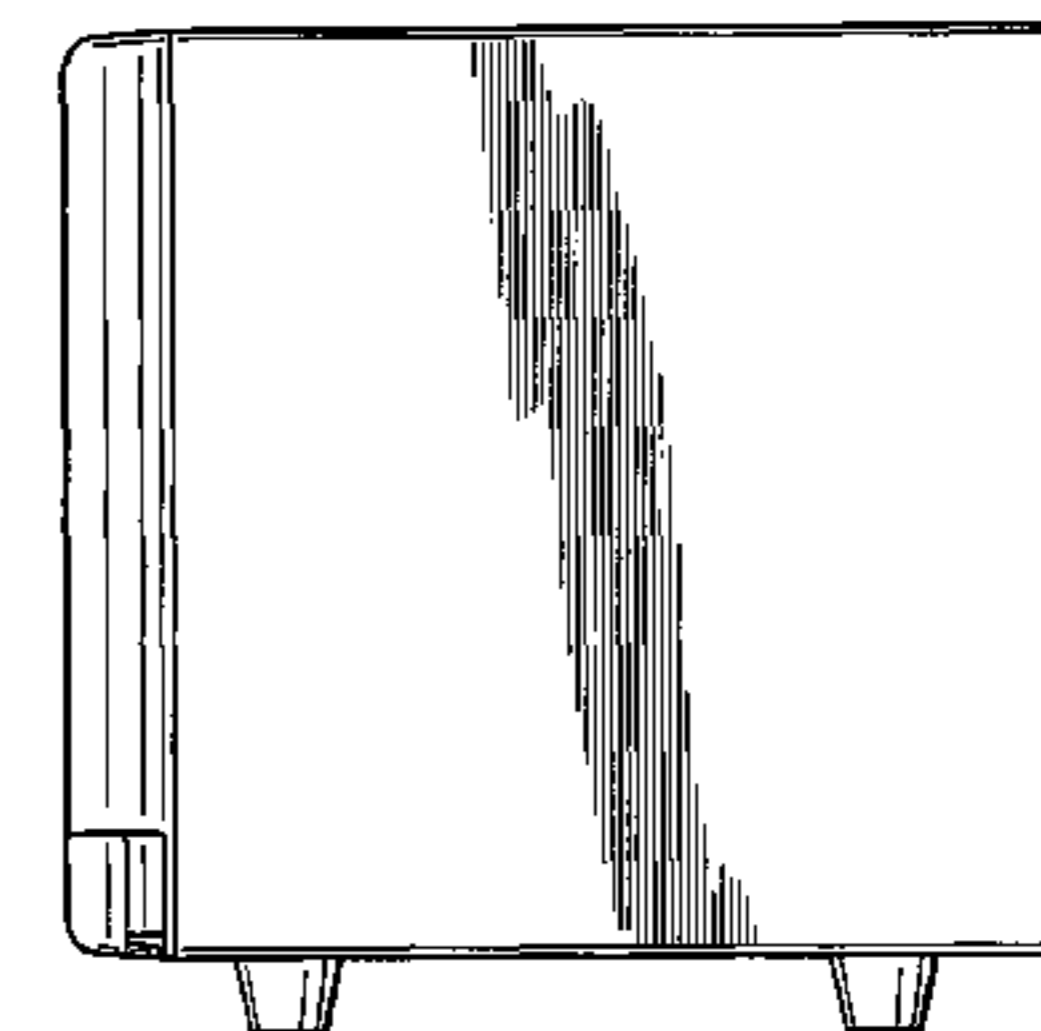
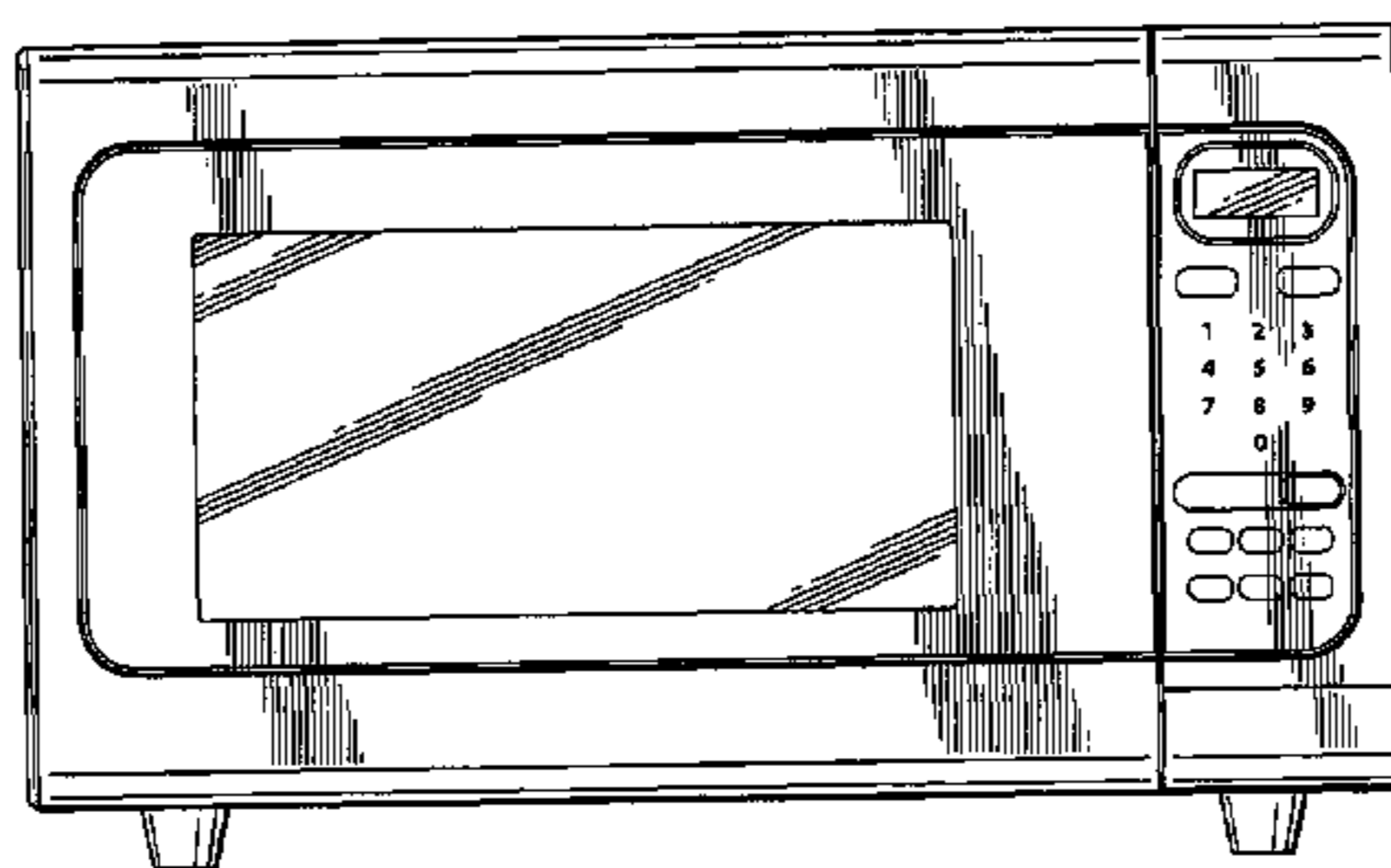
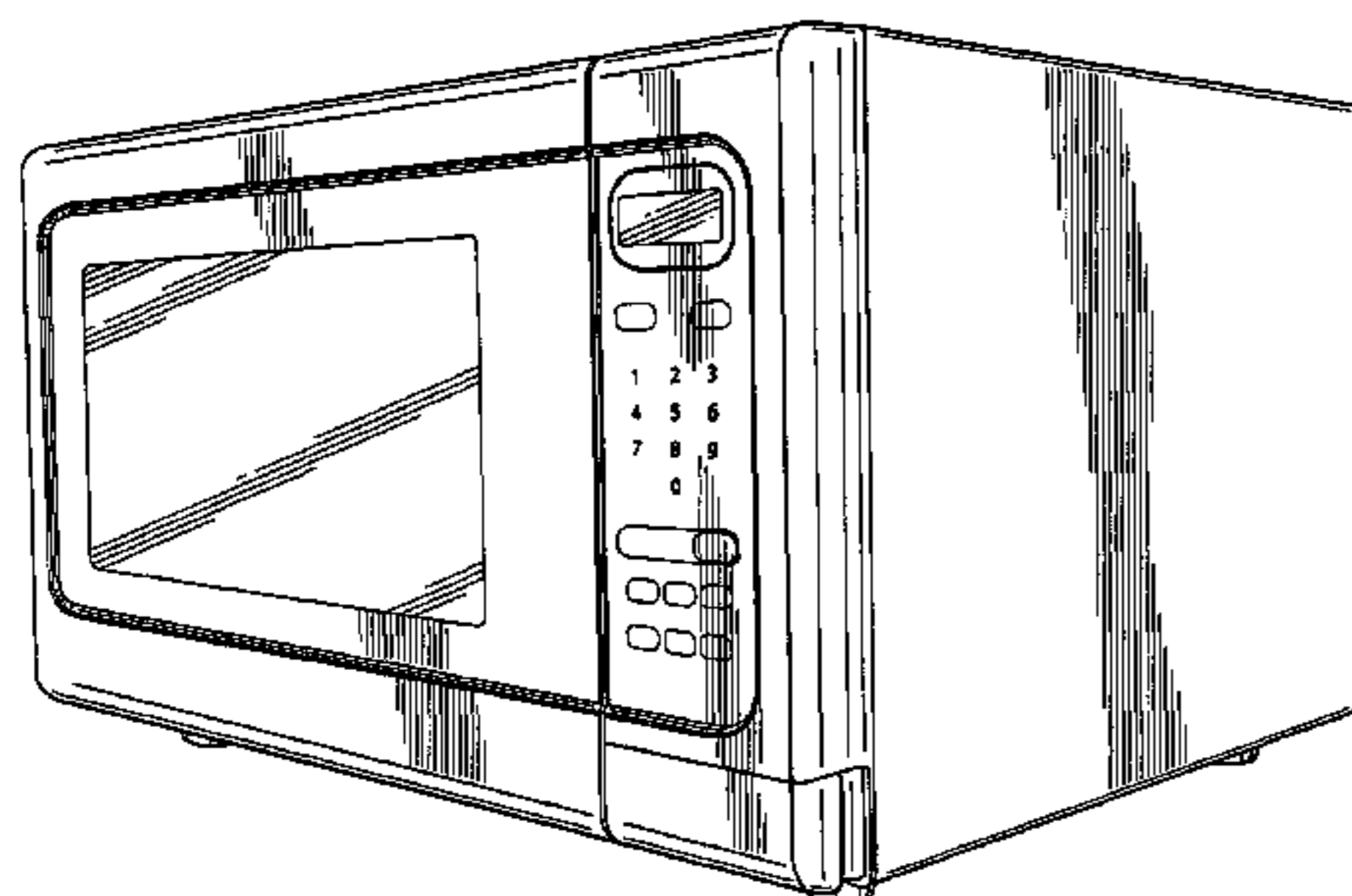
(57) **CLAIM**

I claim the ornamental design for a microwave oven, as shown and described.

DESCRIPTION

FIG. 1 is a perspective view of an oven in accordance with my new design;
FIG. 2 is a front elevation view thereof;
FIG. 3 is a rear elevation view thereof;
FIG. 4 is a top plan view thereof;
FIG. 5 is a bottom plan view thereof;
FIG. 6 is a right side elevational view thereof; and,
FIG. 7 is a left side elevational view thereof.

1 Claim, 4 Drawing Sheets



U.S. PATENT DOCUMENTS

D275,545 S	9/1984	Kenichi et al.	D367,991 S	3/1996	Saimen	
D275,642 S	9/1984	Kenichi et al.	D367,992 S	3/1996	Saimen	
D275,724 S	10/1984	Kenichi et al.	D368,405 S	4/1996	Tada	
D277,355 S	1/1985	Miyake et al.	D368,406 S	4/1996	Nakamura	
D281,138 S	10/1985	Fujii et al.	D373,502 S	9/1996	Fujii et al.	
D281,139 S	10/1985	Fujii et al.	D390,411 S	2/1998	Nakagawa	
D283,671 S	5/1986	Miyake et al.	D390,412 S	2/1998	Takimoto	
D285,891 S	9/1986	Miyake et al.	D400,047 S	10/1998	Takimoto et al.	
D292,259 S	10/1987	Ishibashi	D410,813 S	6/1999	Fujii	
D292,864 S	11/1987	Miyake et al.	D410,814 S	6/1999	Koike	
D293,410 S	12/1987	Moritani	D411,074 S	6/1999	Sakai et al.	
D293,644 S	1/1988	Kawaishi	D411,706 S	6/1999	Koike	
D293,998 S	2/1988	Satake	D413,758 S	9/1999	Hessen et al.	
D294,215 S	2/1988	Kawaishi	D415,650 S	10/1999	Hessen et al.	
D294,326 S	2/1988	Suganoya et al.	D425,750 S	5/2000	Koike	
D296,069 S	6/1988	Suganoya et al.	D431,957 S	10/2000	Taira	
D299,107 S	12/1988	Iwahashi	D433,268 S	11/2000	Taira	
D299,306 S	1/1989	Yoshida	D433,269 S	11/2000	Taira	
D300,108 S	3/1989	Iwahashi	D436,285 S	1/2001	Taira	
D300,711 S	4/1989	Moritani	D436,793 S	1/2001	Taira	
D301,006 S	5/1989	Yoshida	D437,179 S *	2/2001	Ozaki et al.	D7/351
D301,109 S	5/1989	Kawaishi	D441,595 S	5/2001	Naganuma	
D301,959 S	7/1989	Yamada et al.	D442,424 S	5/2001	Naganuma	
D302,373 S	7/1989	Yoshida	D442,821 S *	5/2001	Naganuma	D7/351
D302,374 S	7/1989	Yoshida	D443,172 S	6/2001	Taira	
D302,927 S	8/1989	Yoshida	D449,203 S	10/2001	Chouya	
D303,063 S	8/1989	Satake	D451,753 S	12/2001	Chouya	
D303,606 S	9/1989	Hatanaka	D452,410 S *	12/2001	Ichimura	D7/351
D303,607 S	9/1989	Saito	D452,629 S	1/2002	Chouya	
D303,906 S	10/1989	Nishibori	D460,659 S	7/2002	Hessen et al.	
D303,907 S	10/1989	Iwahashi	D461,365 S	8/2002	Hessen et al.	
D304,412 S	11/1989	Nishibori	D465,696 S	11/2002	Taira	
D305,492 S	1/1990	Kawaishi et al.	D465,963 S	11/2002	Taira	
D305,596 S	1/1990	Nishibori	D468,578 S	1/2003	Fukuda et al.	
D305,598 S	1/1990	Saito	D468,579 S	1/2003	Sakai et al.	
D305,599 S	1/1990	Yamada et al.	D470,004 S	2/2003	Fukuda et al.	
D305,600 S	1/1990	Iwahashi	D476,521 S	7/2003	Fukuda et al.	
D305,856 S	2/1990	Iwahashi	D490,649 S	6/2004	Hessen et al.	
D305,969 S	2/1990	Saito	D499,300 S	12/2004	Fukuda et al.	
D305,970 S	2/1990	Nishibori	D514,873 S	2/2006	Sakai	
D306,958 S	4/1990	Yamada et al.	D516,370 S	3/2006	Tsujita	
D307,230 S	4/1990	Sakamoto et al.	D521,805 S	5/2006	Hessen et al.	
D308,316 S	6/1990	Kawaishi et al.	D524,593 S *	7/2006	Kanza	D7/351
D308,799 S	6/1990	Yamada et al.	D524,594 S *	7/2006	Kanza	D7/351
D309,078 S	7/1990	Kokubo	D524,595 S *	7/2006	Kanza	D7/351
D309,691 S	8/1990	Yamagami et al.	D534,757 S *	1/2007	Mizuno	D7/351
D324,466 S	3/1992	Yamagami et al.	D545,611 S *	7/2007	Sakata	D7/351
D329,353 S	9/1992	Yamada				
D334,688 S	4/1993	Kitae et al.				
D335,064 S	4/1993	Sugiyama et al.				
D338,801 S	8/1993	Hessen et al.				
D352,636 S	11/1994	Nakamura				
D353,510 S	12/1994	Nakamura				
D353,511 S	12/1994	Saimen				
D353,512 S	12/1994	Saimen et al.				
D356,006 S	3/1995	Saimen et al.				
D357,159 S	4/1995	Mitsui et al.				

OTHER PUBLICATIONS

Sakata, entitled, "Oven," U.S. Appl. No. 29/258,680, filed Apr. 6, 2006, pending.
Mizuno., entitled, "Oven," U.S. Appl. No. 29/262,695, filed Jul. 10, 2006, pending.
Choya, entitled, "Oven," U.S. Appl. No. 29/270,176, filed Dec. 8, 2006, pending.
Kawata, entitled, "Oven," U.S. Appl. No. 29/270,173, filed Dec. 18, 2006, pending.

* cited by examiner

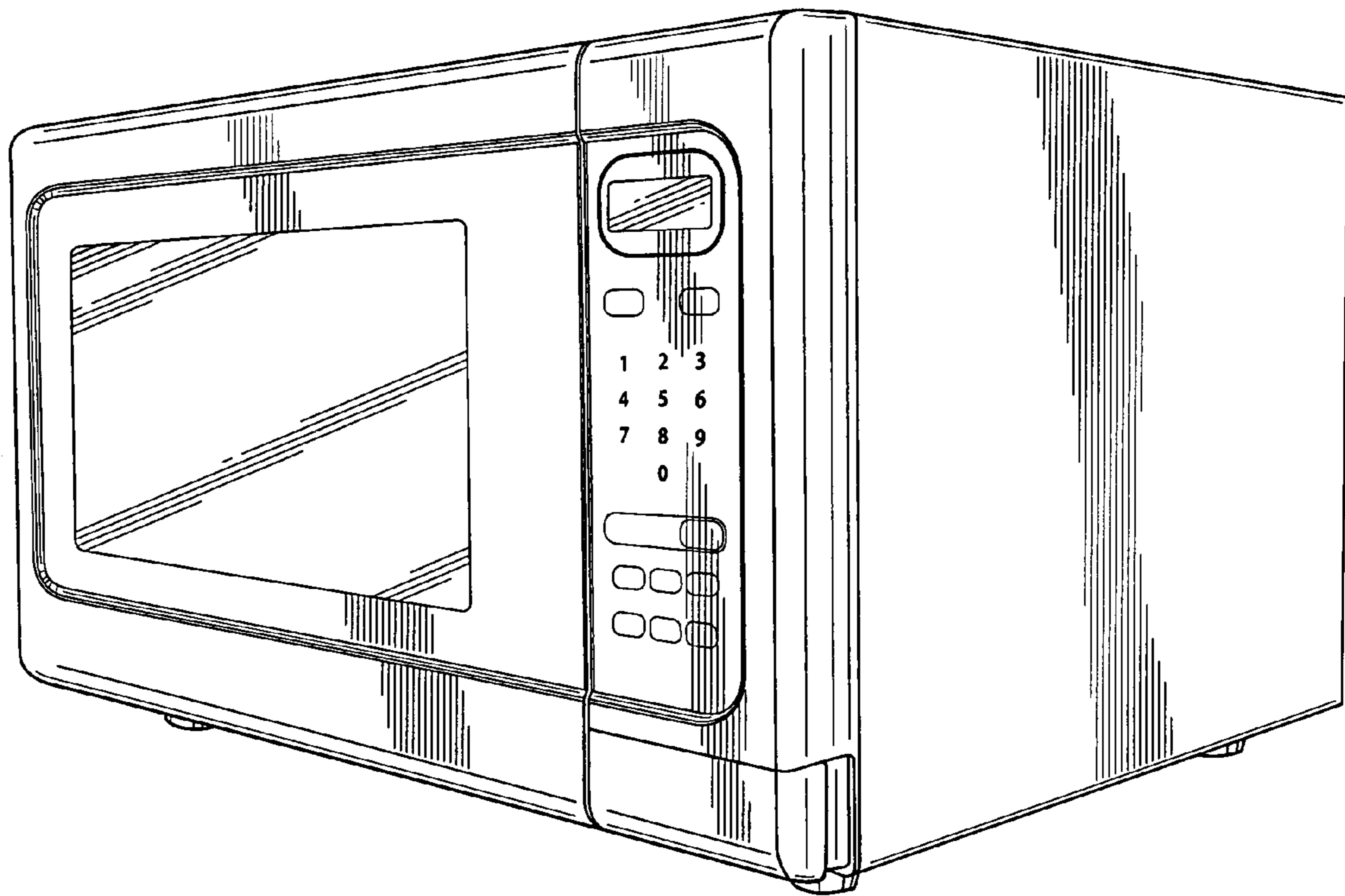


FIG. 1

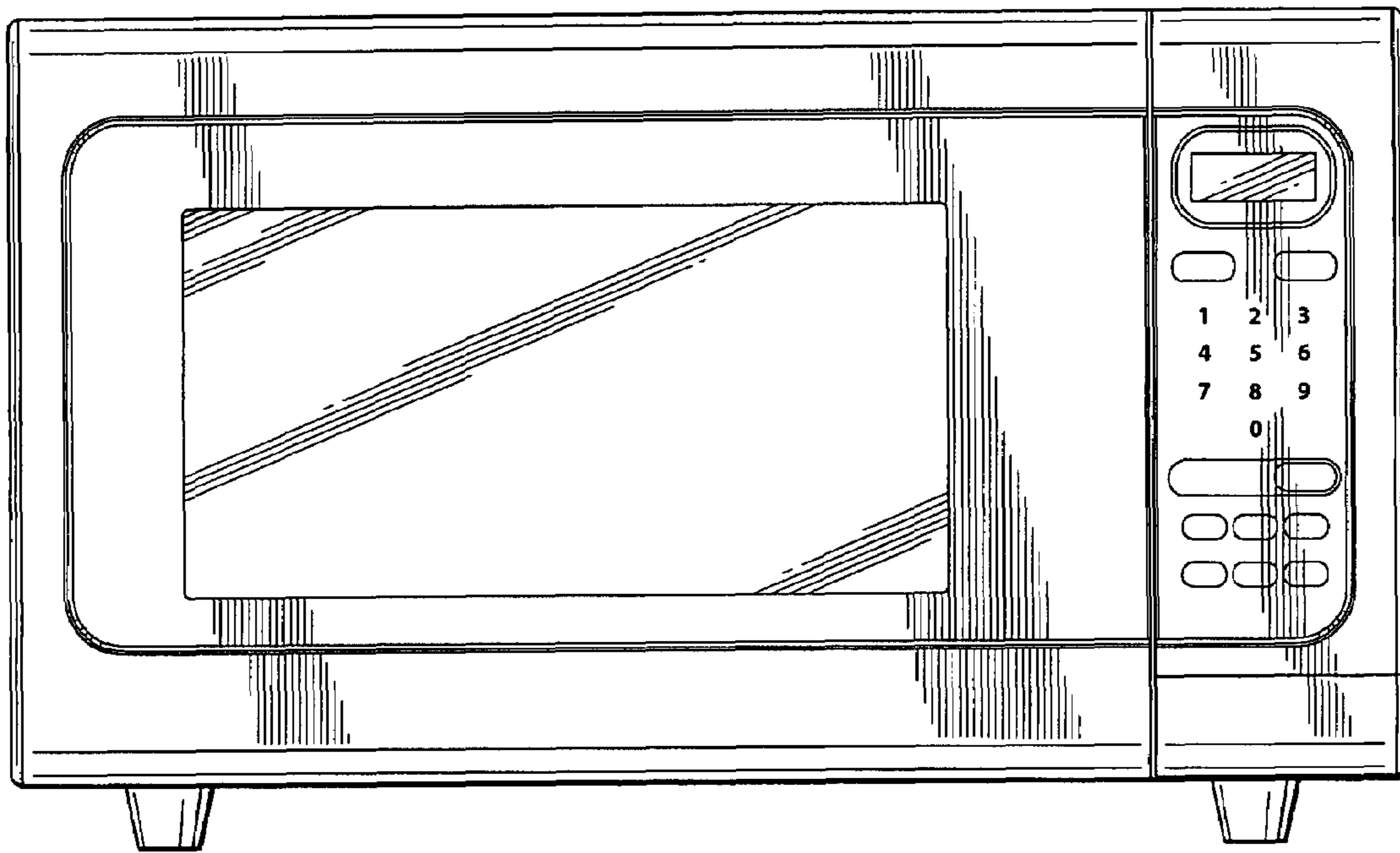


FIG. 2

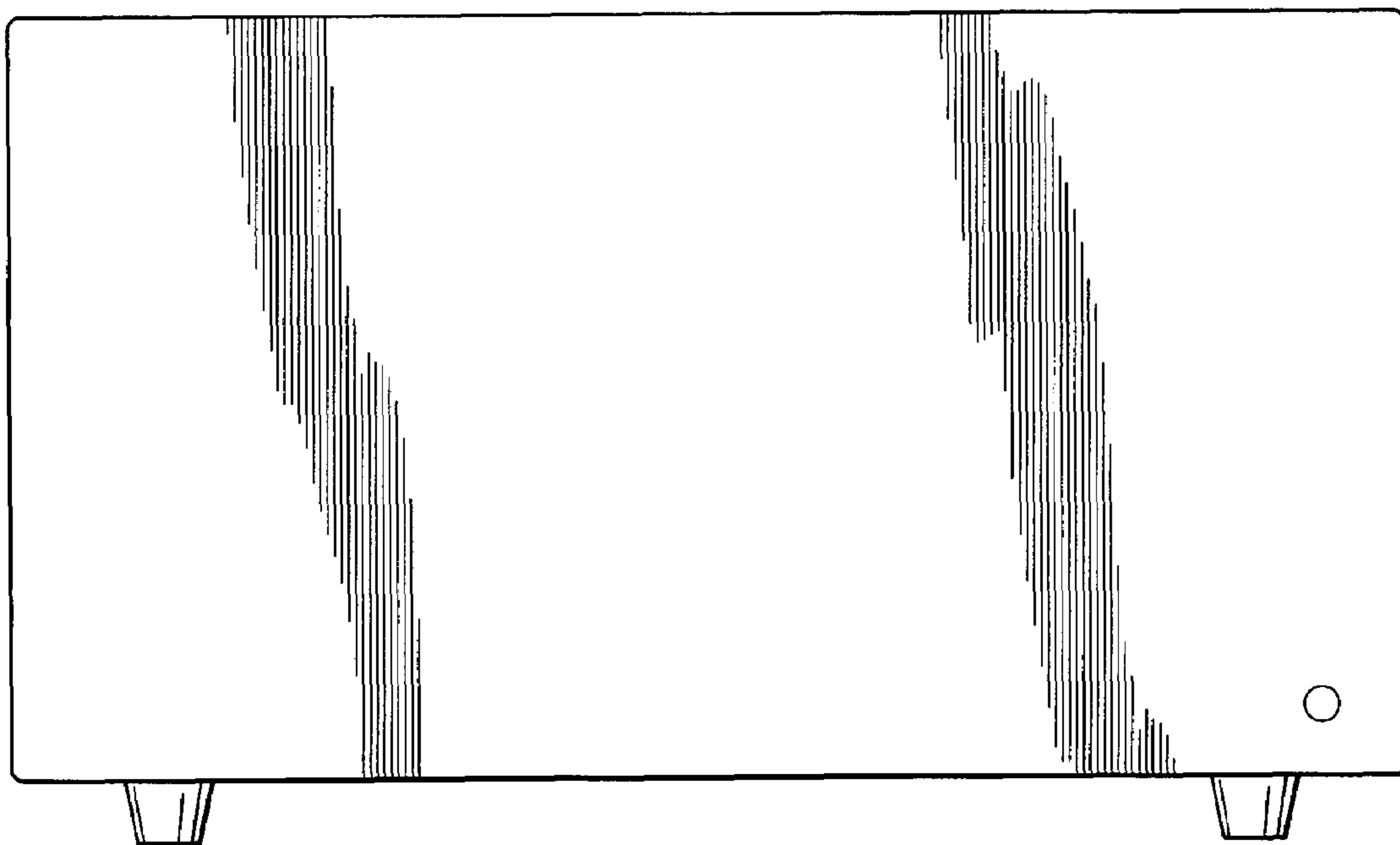


FIG. 3




FIG. 4

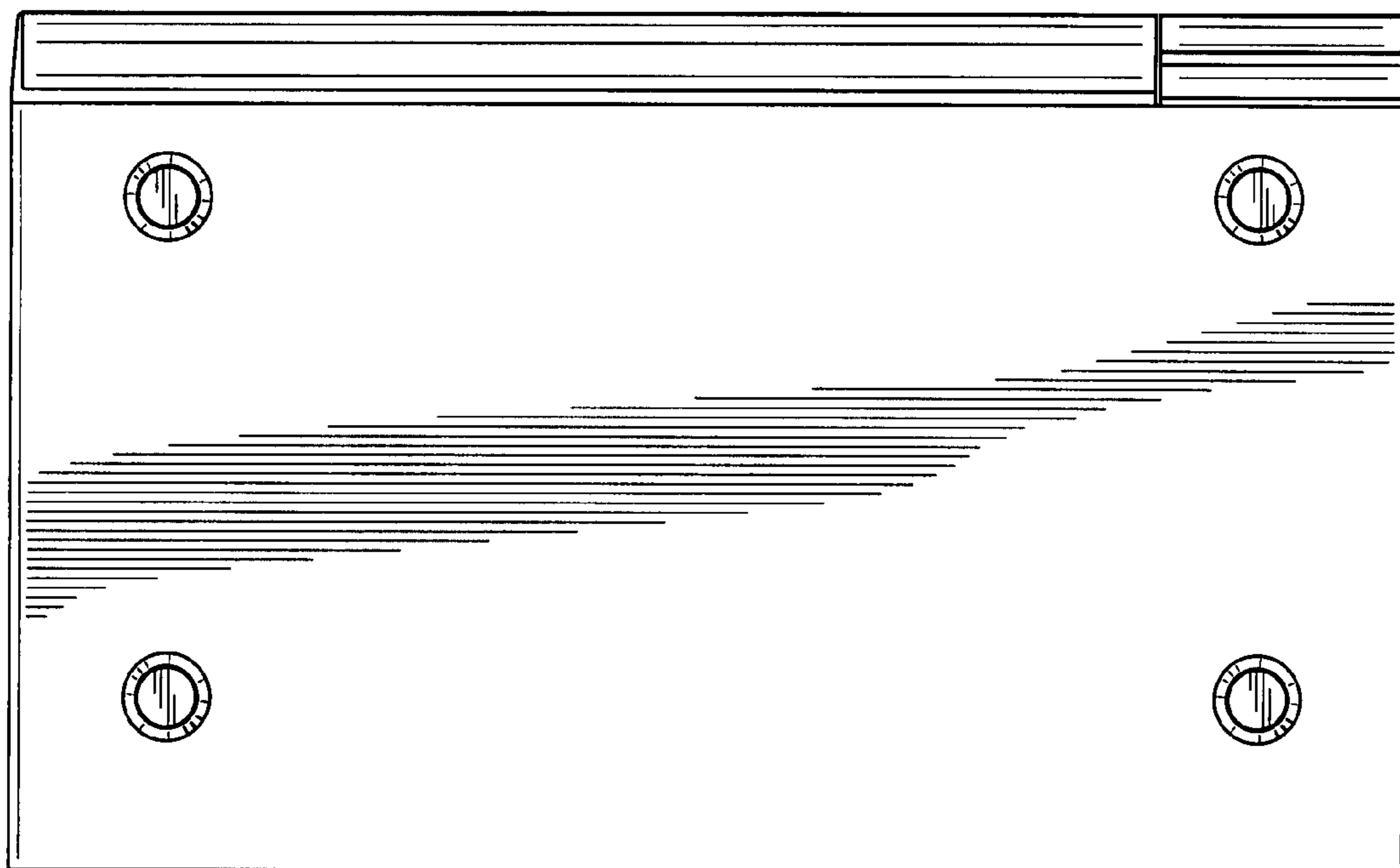


FIG. 5

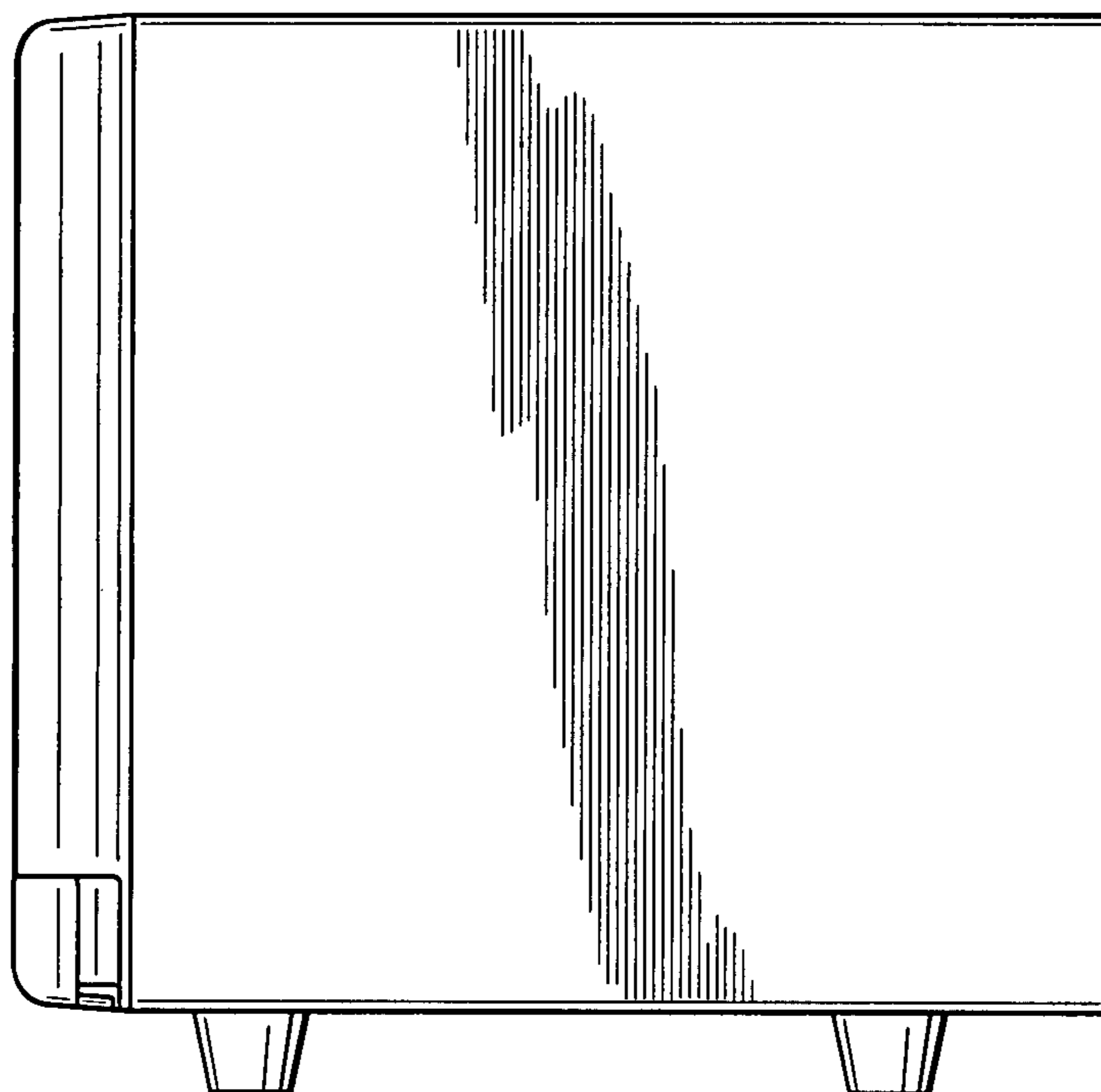


FIG. 6

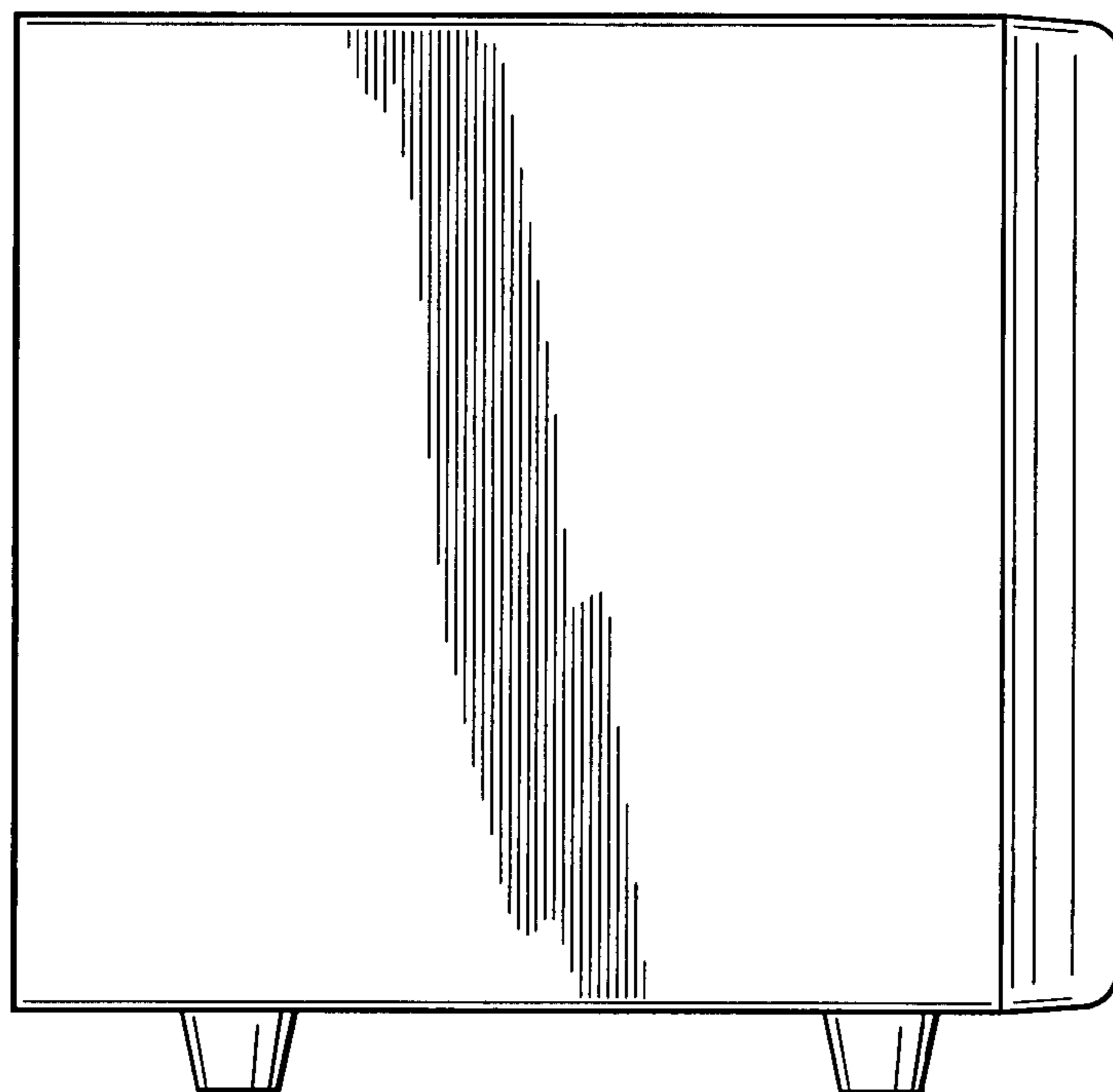


FIG. 7