



US00D577242S

(12) **United States Design Patent**  
**Hillson**

(10) **Patent No.:** **US D577,242 S**  
(45) **Date of Patent:** **\*\* Sep. 23, 2008**

(54) **MAT FOR SPORTS**

(75) Inventor: **Nicholas Andrew Hillson**, Peterborough  
(GB)

(73) Assignee: **Escape Fitness Limited**, Peterborough,  
Cambridgeshire (GB)

(\*\*) Term: **14 Years**

(21) Appl. No.: **29/305,622**

(22) Filed: **Mar. 25, 2008**

(51) **LOC (8) Cl.** ..... **06-11**

(52) **U.S. Cl.** ..... **D6/582**

(58) **Field of Classification Search** ..... D6/582,  
D6/583, 584, 585, 586, 587, 588, 589, 590,  
D6/591, 592, 593, 594; D21/321, 322, 323,  
D21/324, 325, 326, 327, 328, 329, 330, 331,  
D21/332, 333, 334, 335, 336, 337, 338, 339,  
D21/340, 341, 342, 343, 344, 345, 346, 347,  
D21/348, 349; D25/300; 5/420, 658; 428/45;  
446/487

See application file for complete search history.

(56) **References Cited**

**U.S. PATENT DOCUMENTS**

D356,709 S \* 3/1995 Scott ..... D6/585  
5,970,541 A \* 10/1999 Chiang ..... 5/420  
5,971,761 A \* 10/1999 Tillman, Sr. .... 434/81

6,396,041 B1 \* 5/2002 Vock et al. .... 250/206.2  
6,574,812 B2 \* 6/2003 Jakubowski et al. .... 5/658  
D477,743 S \* 7/2003 de Pauw ..... D6/582  
D478,761 S \* 8/2003 Robbins, III ..... D6/582  
6,740,380 B2 \* 5/2004 Kessler ..... 428/45  
D508,180 S \* 8/2005 Sneed ..... D6/582  
7,018,267 B2 \* 3/2006 Delaney et al. .... 446/487  
D532,238 S \* 11/2006 Thrush ..... D6/582  
D543,764 S \* 6/2007 Thrush ..... D6/582  
D552,909 S \* 10/2007 McGrath et al. .... D6/582

\* cited by examiner

*Primary Examiner*—T. Chase Nelson

*Assistant Examiner*—Barbara B Lohr

(74) *Attorney, Agent, or Firm*—Richard M. Goldberg

(57) **CLAIM**

The ornamental design for a mat for sports, as shown.

**DESCRIPTION**

FIG. 1 is a perspective view of a mat for sports of my design;

FIG. 2 is a top plan view thereof;

FIG. 3 is a left side elevational view thereof;


FIG. 4 is a right side elevational view thereof;

FIG. 5 is an upper side elevational view thereof;

FIG. 6 is a lower side elevational view thereof; and,

FIG. 7 is a bottom plan view thereof.

**1 Claim, 5 Drawing Sheets**



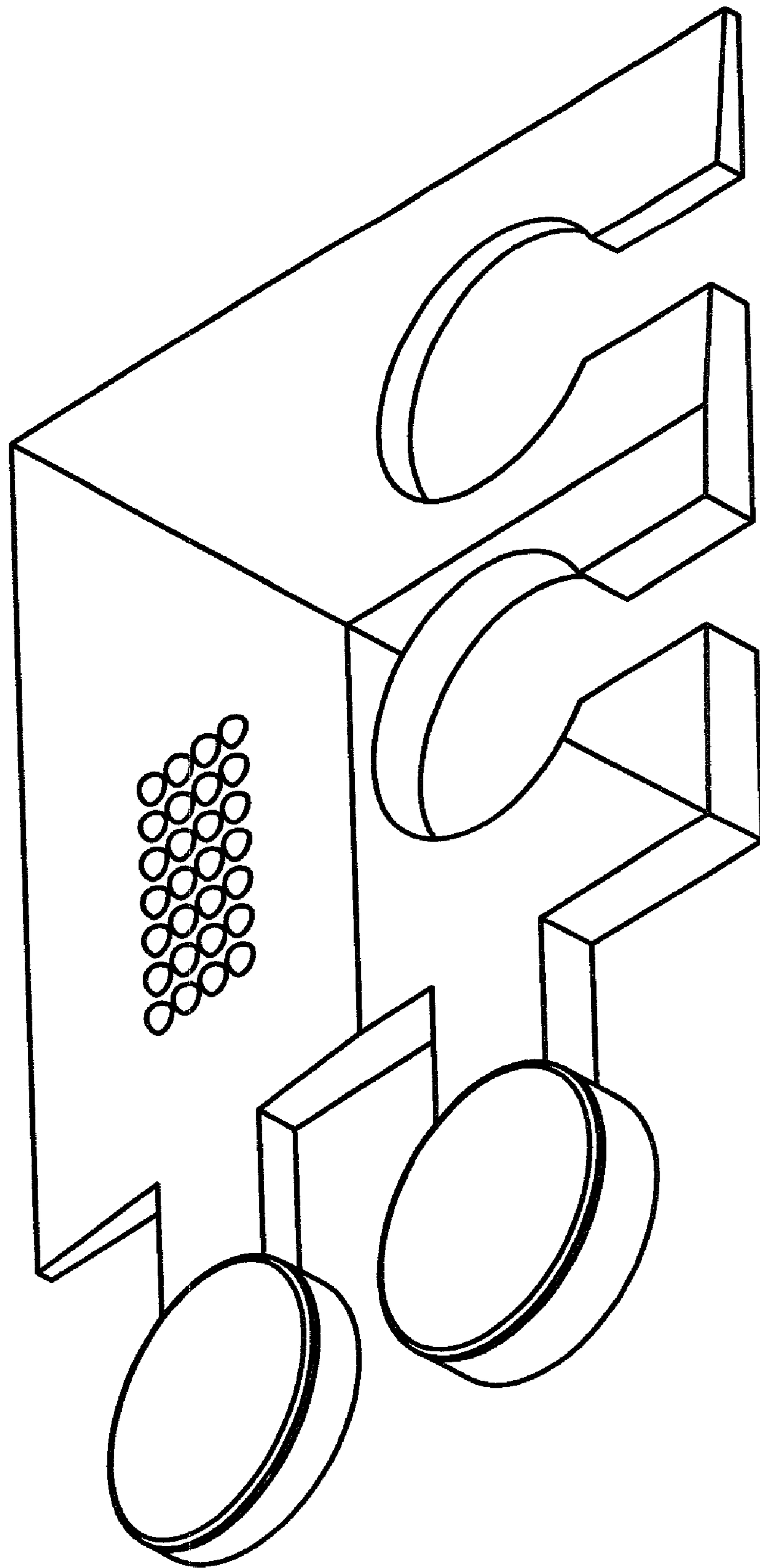


FIG. 1

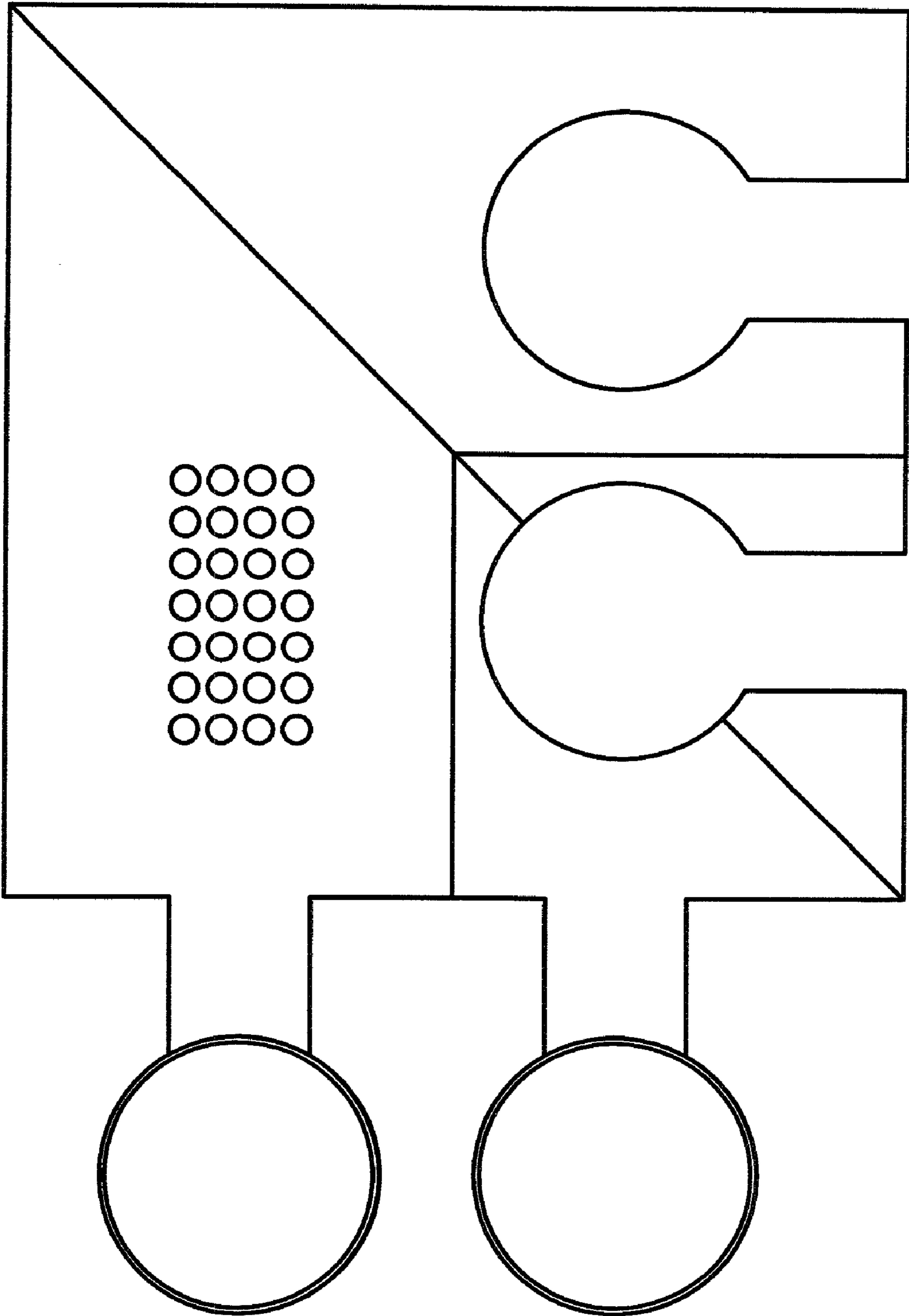


FIG. 2



FIG. 3



FIG. 4




FIG. 5



FIG. 6

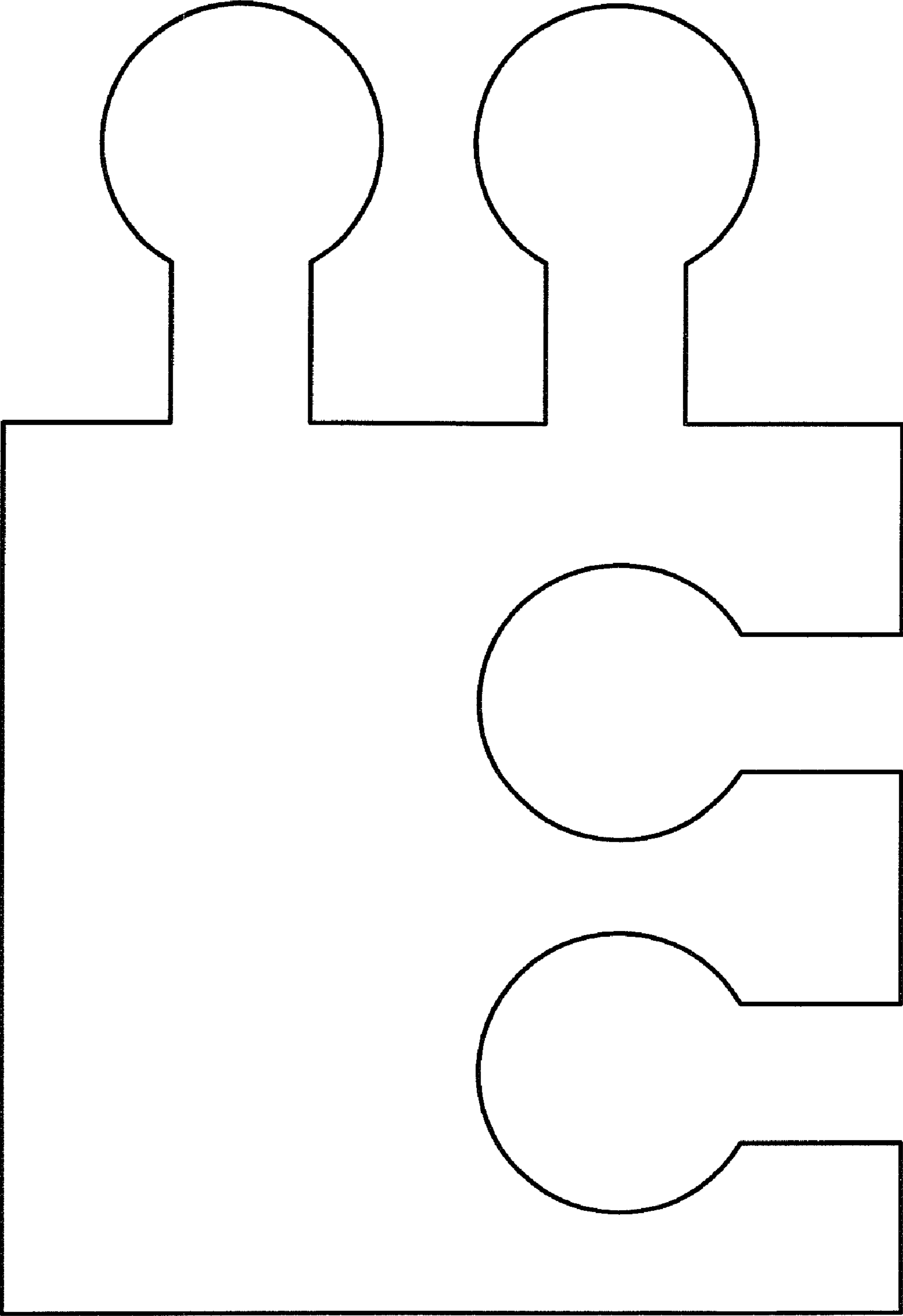


FIG. 7