



US00D577236S

(12) **United States Design Patent**
Deutsh et al.

(10) **Patent No.:** **US D577,236 S**
(45) **Date of Patent:** **** Sep. 23, 2008**

(54) **WALL MOUNTABLE DISPLAY CASE**

(75) Inventors: **Menny Deutsh**, 75 Tamarack Drive,
Thornhill, ON (CA) L3T 4W2; **Sharon**
Deutsh, Thornhill (CA)

(73) Assignee: **Menny Deutsh**, Thornhill (CA)

(**) Term: **14 Years**

(21) Appl. No.: **29/304,815**

(22) Filed: **Mar. 7, 2008**

(51) **LOC (8) Cl.** **06-04**

(52) **U.S. Cl.** **D6/559**

(58) **Field of Classification Search** D6/552,
D6/559, 561, 396, 432, 445, 446; 52/177-181;
312/100, 204, 242-245

See application file for complete search history.

(56) **References Cited**

U.S. PATENT DOCUMENTS

D397,894 S *	9/1998	Ballone	D6/559
D447,363 S *	9/2001	Tharpe	D6/559
D461,354 S *	8/2002	Hoke	D6/559
D483,209 S *	12/2003	Bernadou	D6/559
D547,101 S *	7/2007	Walker	D6/559

* cited by examiner

Primary Examiner—Brian N Vinson
(74) *Attorney, Agent, or Firm*—Philip C. Mendes da Costa;
Bereskin & Parr

(57) **CLAIM**

The ornamental design for a wall mountable display case, as shown and described.

DESCRIPTION

FIG. 1 is a perspective view from the front and the right side of the display case;

FIG. 2 is a front elevation view of the display case of FIG. 1;

FIG. 3 is an elevation view of the right side display case of FIG. 1;

FIG. 4 is a rear elevation view of the display case of FIG. 1;

FIG. 5 is an elevation view of the left side of the display case of FIG. 1;

FIG. 6 is a top plan view of the display case of FIG. 1; and,

FIG. 7 is a bottom plan view of the display case of FIG. 1.

The broken-line disclosure in the views is understood to be for illustrative purposes only and forms no part of the claimed design.

1 Claim, 4 Drawing Sheets

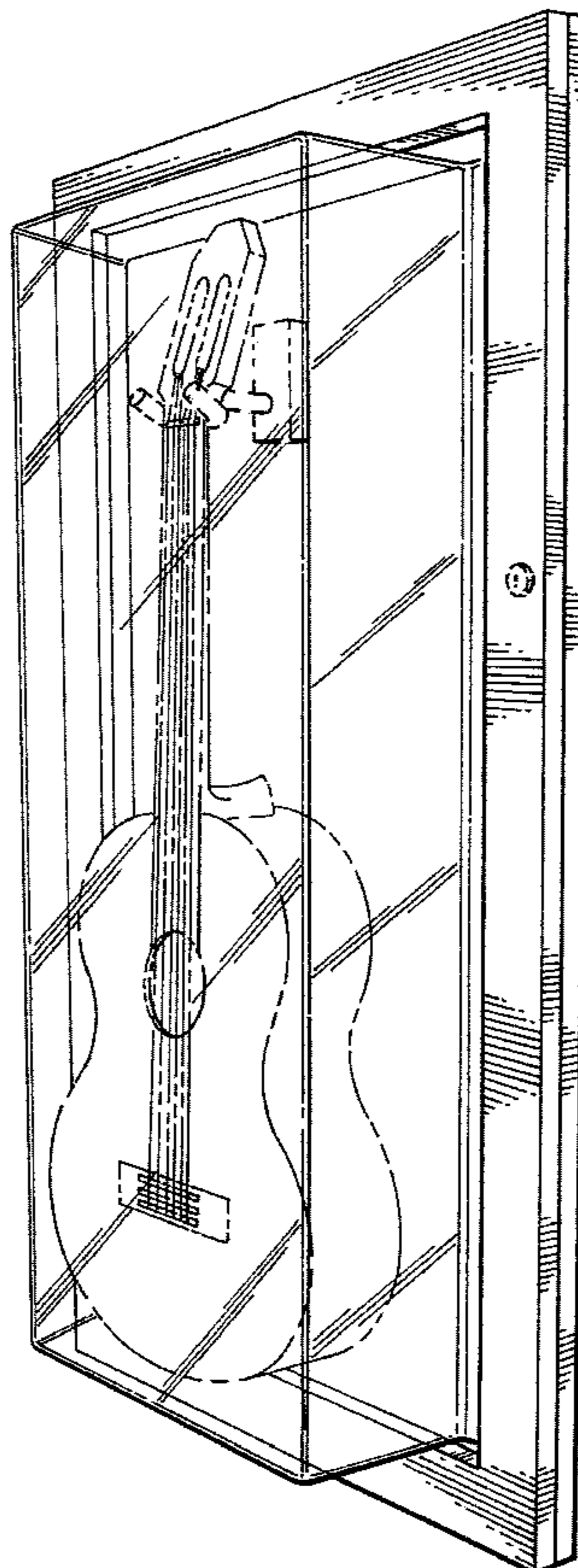
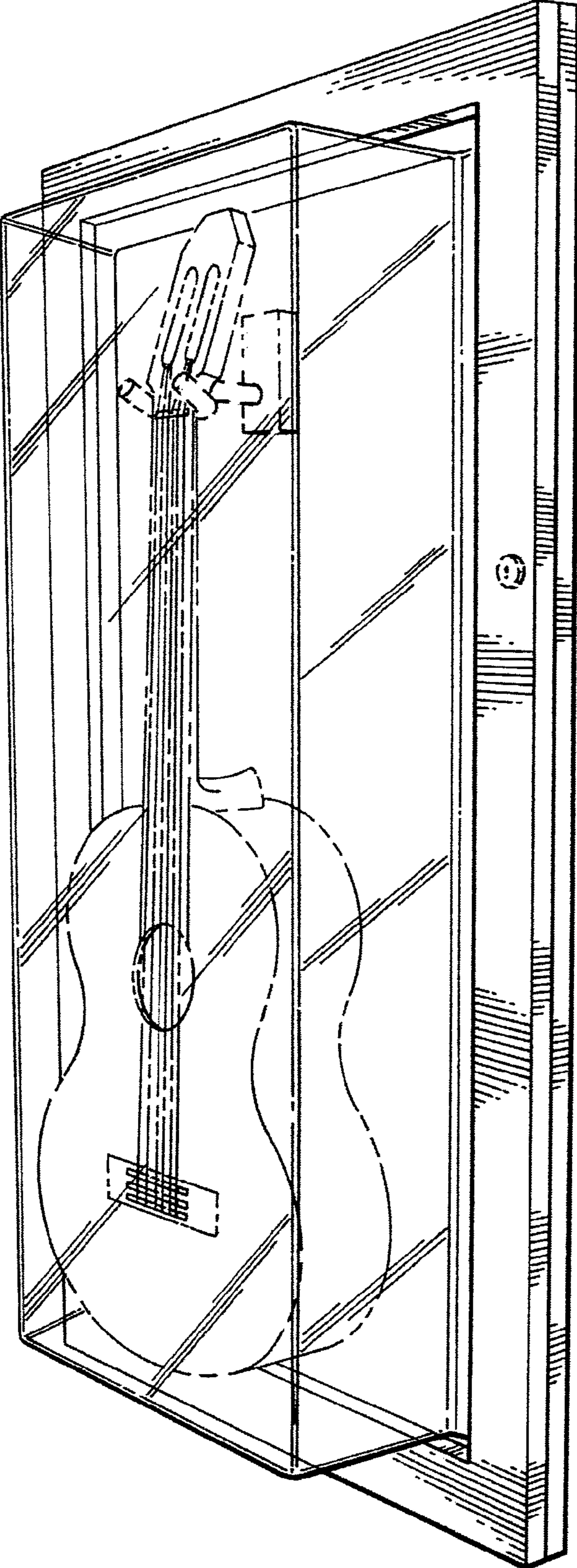


FIG.1.



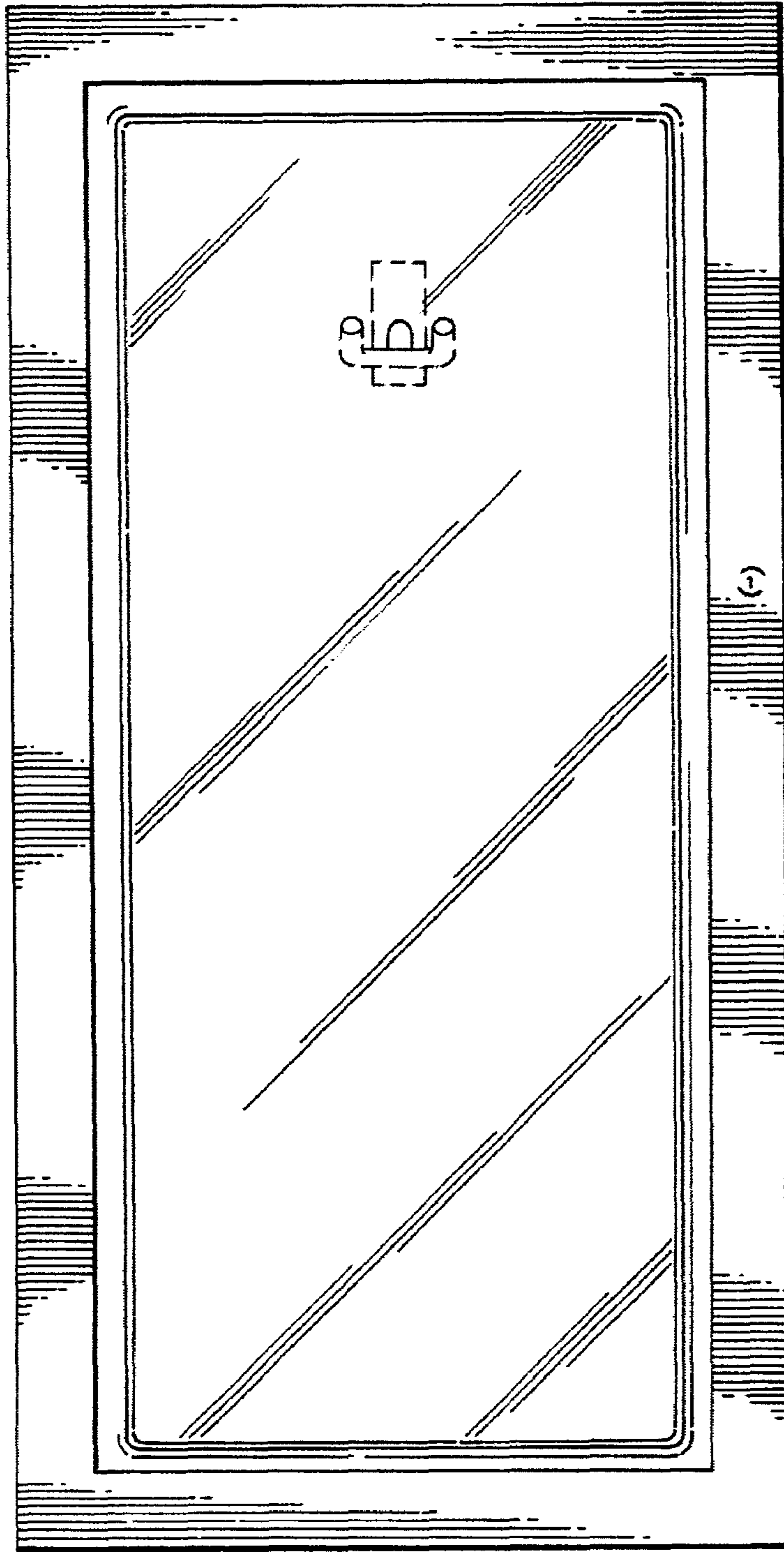


FIG. 2.

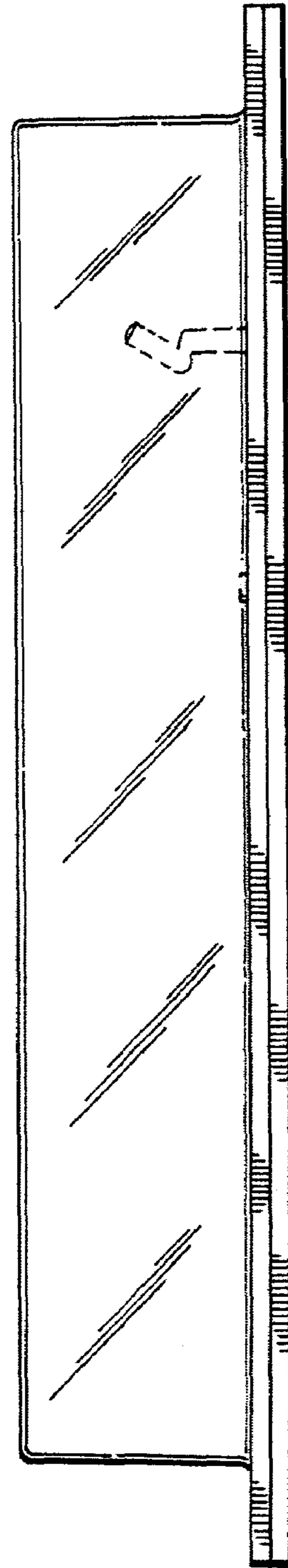


FIG. 3.




FIG. 4.

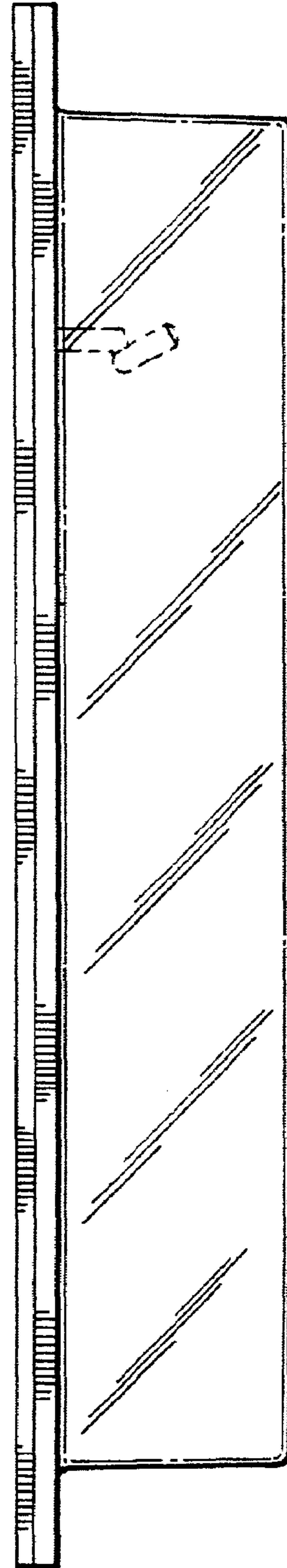


FIG. 5.

FIG. 6.

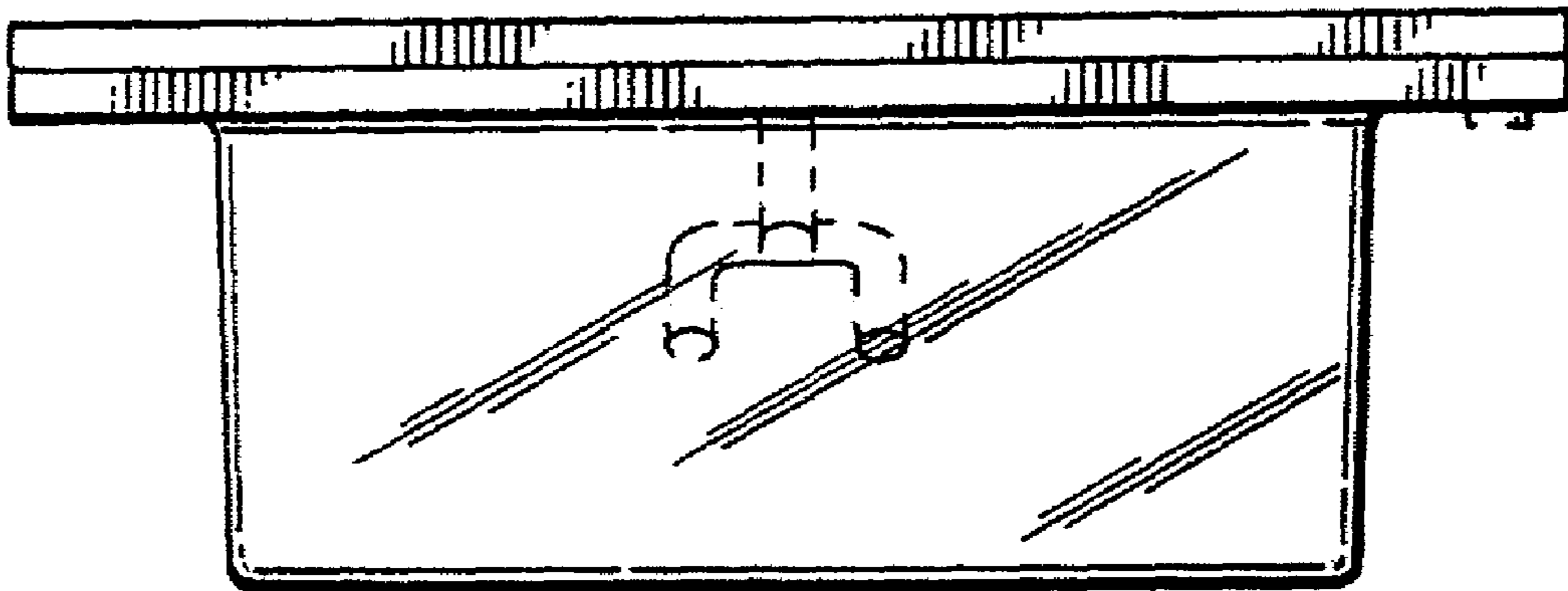


FIG. 7.

