



US00D577219S

(12) **United States Design Patent**  
**Kreiss**

(10) **Patent No.:** **US D577,219 S**  
(45) **Date of Patent:** **\*\* Sep. 23, 2008**

(54) **CHAIR**

(75) Inventor: **Michael Kreiss**, San Diego, CA (US)

(73) Assignee: **Kreiss Enterprises, Inc.**, San Diego, CA (US)

(\*\*) Term: **14 Years**

(21) Appl. No.: **29/297,267**

(22) Filed: **Nov. 7, 2007**

(51) **LOC (8) Cl.** ..... **06-01**

(52) **U.S. Cl.** ..... **D6/380; D6/379**

(58) **Field of Classification Search** ..... D6/334-336,  
D6/363, 369, 370, 374, 375, 376, 379, 380,  
D6/500-502; 297/411.42, 445.1, 446.1,  
297/451.2, 452.64

See application file for complete search history.

(56) **References Cited**

**U.S. PATENT DOCUMENTS**

D229,379 S *	11/1973	Cretin .....	D6/374
D323,079 S *	1/1992	Hubert .....	D6/380
D372,594 S *	8/1996	Reese .....	D6/363
D419,318 S *	1/2000	Hand et al. ....	D6/369
D419,321 S *	1/2000	Rhienen .....	D6/369

D430,977 S *	9/2000	Hutton .....	D6/379
D433,835 S *	11/2000	Hutton .....	D6/370
D513,901 S *	1/2006	Paus .....	D6/380
D526,824 S *	8/2006	Muller .....	D6/500

\* cited by examiner

*Primary Examiner*—Mimosa De

(74) *Attorney, Agent, or Firm*—Kleinberg & Lerner, LLP;  
Marvin H. Kleinberg

(57) **CLAIM**

The ornamental design for a chair, as shown and described.

**DESCRIPTION**

FIG. 1 is a perspective view of the chair of the present invention;

FIG. 2 is a front elevational view of the chair of FIG. 1;

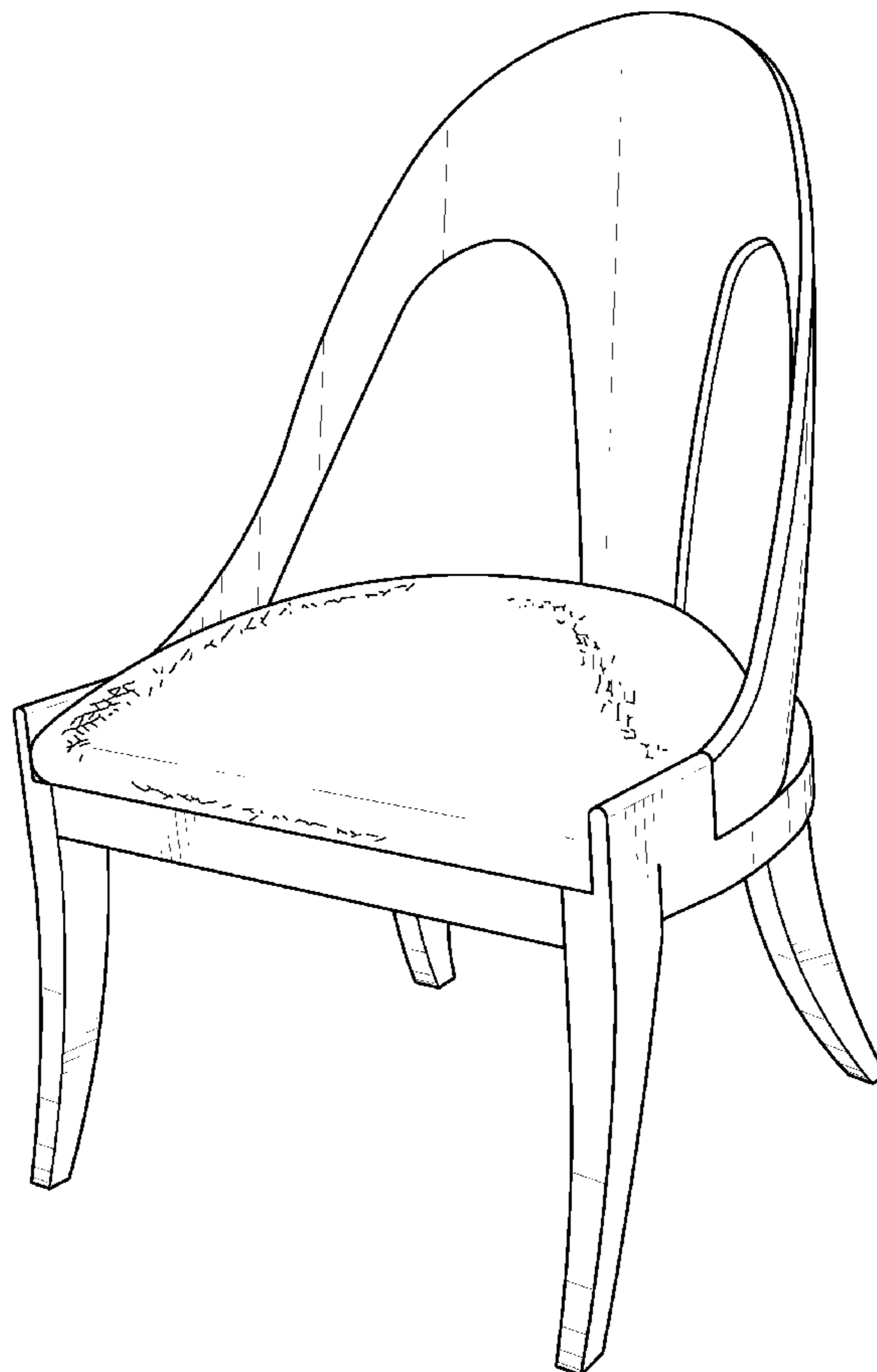
FIG. 3 is a side elevational view of the chair of FIG. 1;

FIG. 4 is a rear elevational view of the chair of FIG. 1; and,

FIG. 5 is a top view of the chair of FIG. 1.

The chair of the present invention is symmetrical about a longitudinal axis and the left and right side views are mirror images.

**1 Claim, 5 Drawing Sheets**



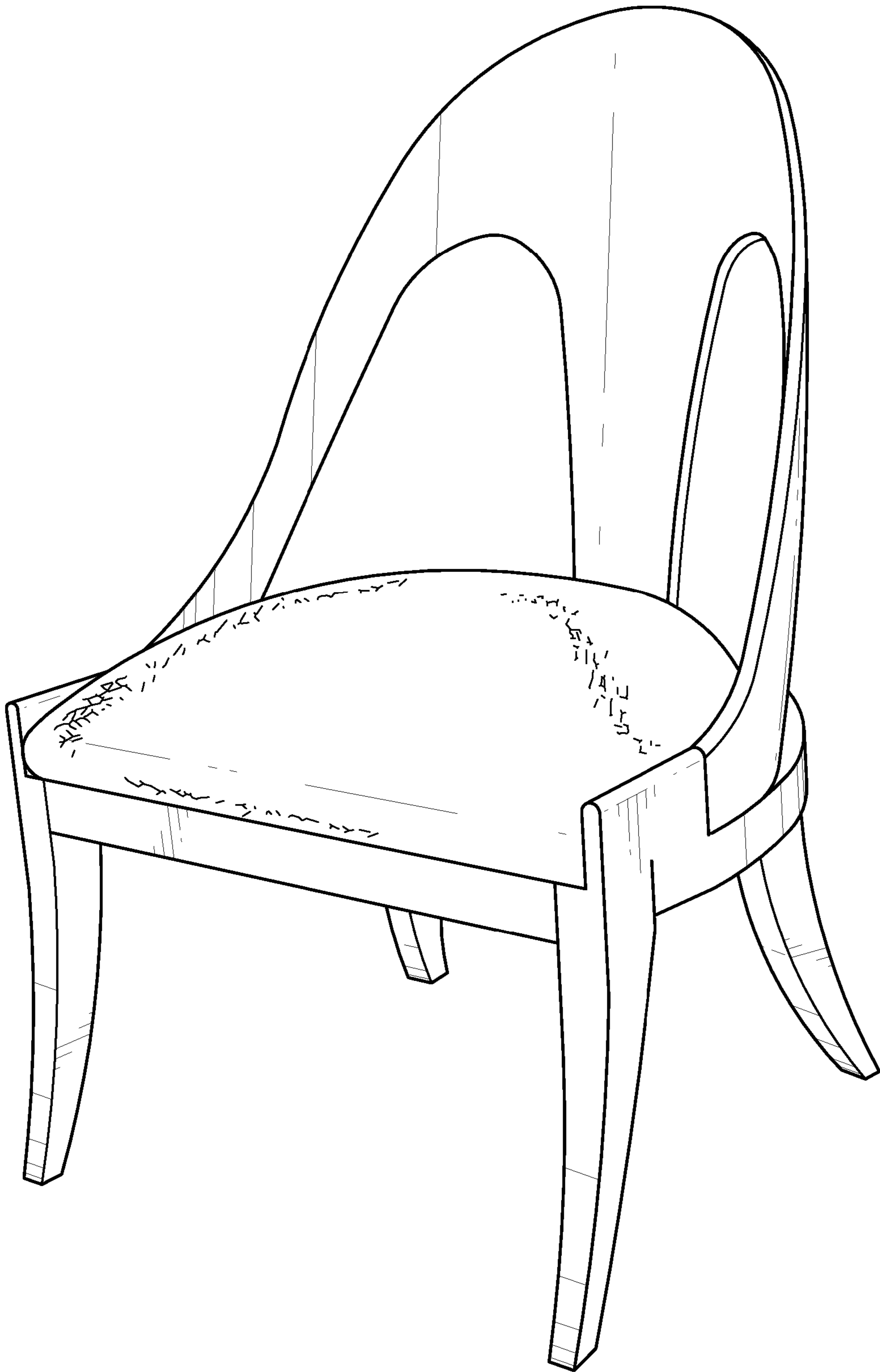


FIG. 1




FIG. 2

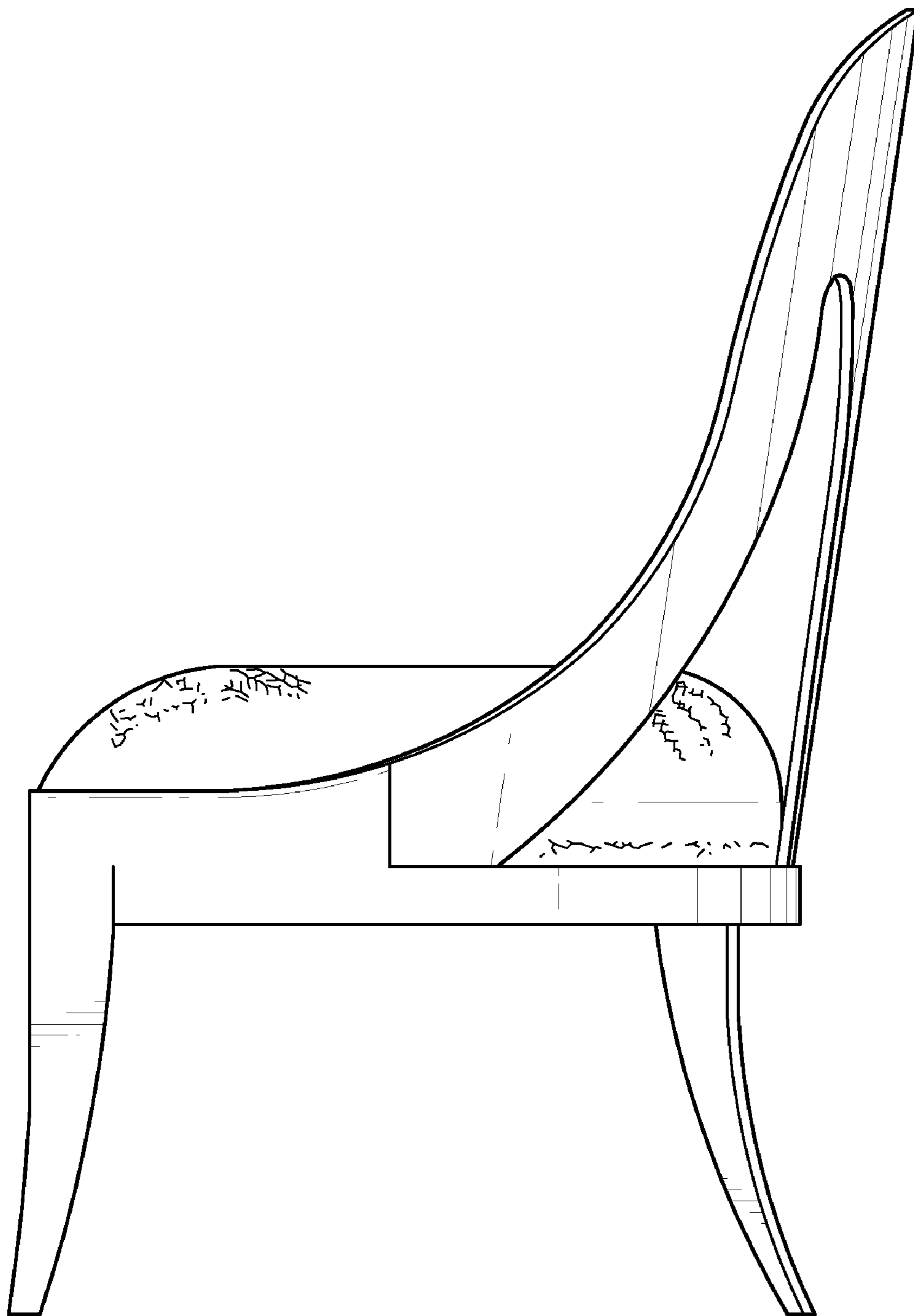


FIG. 3

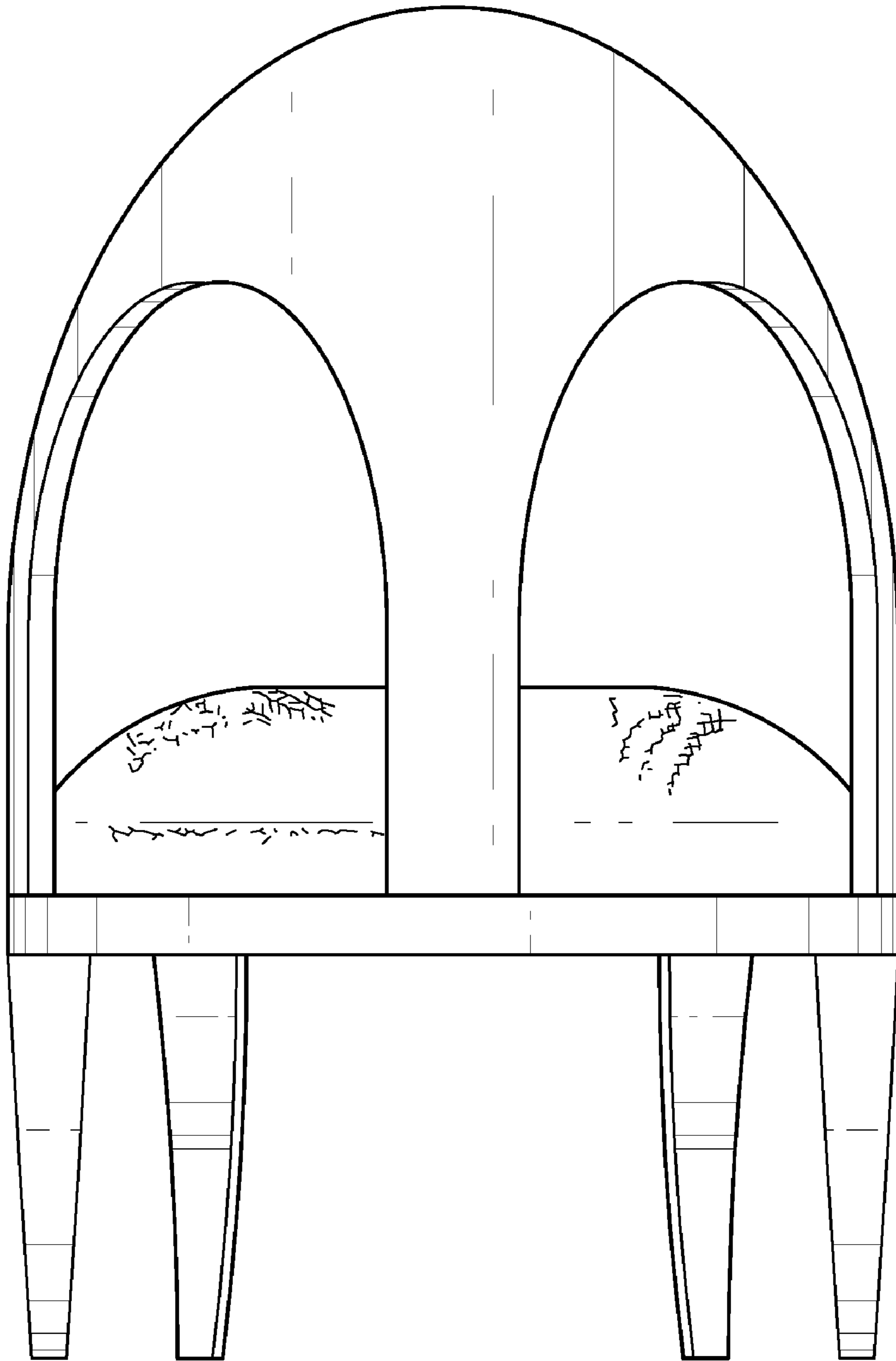


FIG. 4

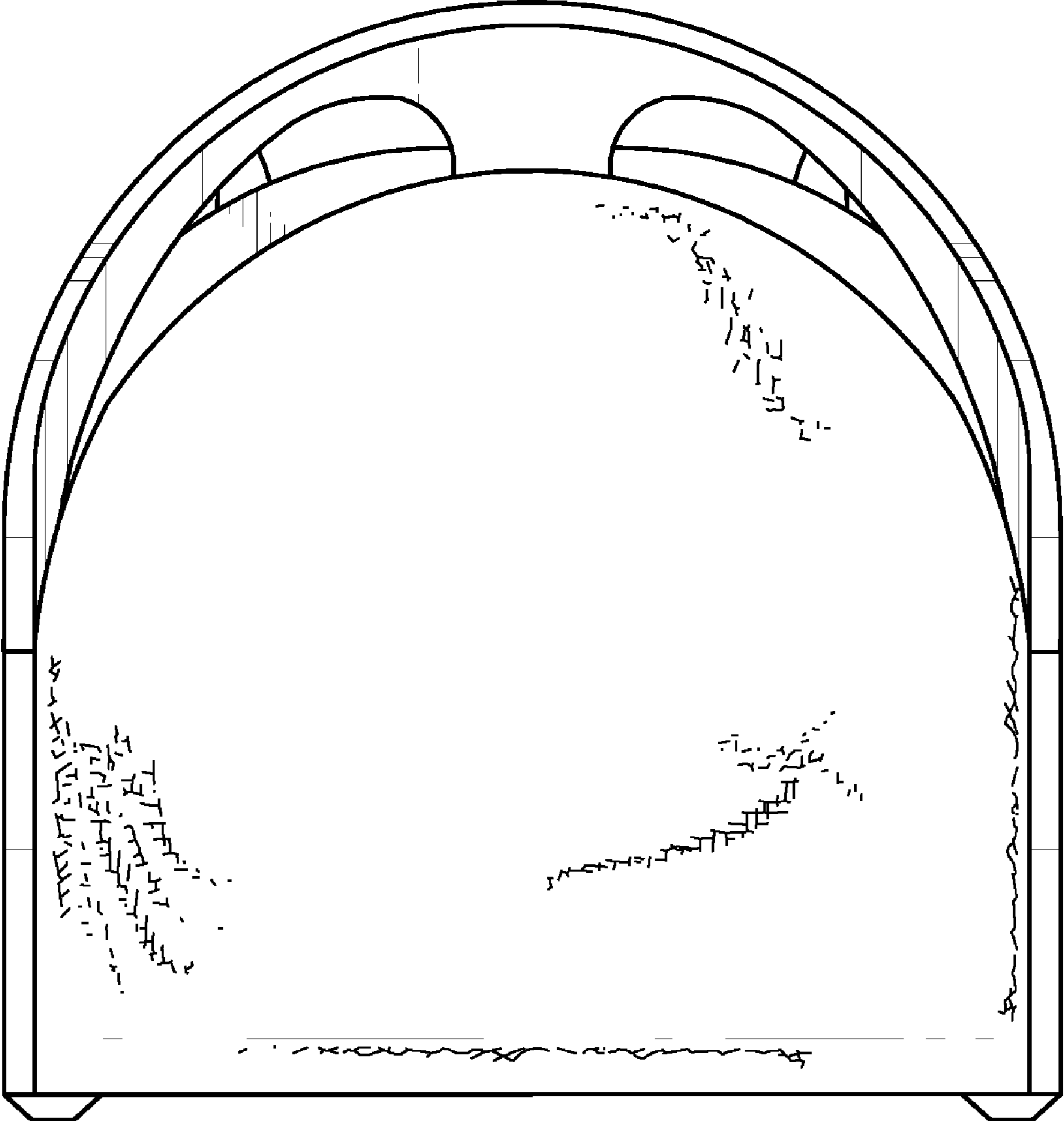


FIG. 5