



US00D577218S

(12) **United States Design Patent**
Kreiss

(10) **Patent No.:** **US D577,218 S**
(45) **Date of Patent:** **** Sep. 23, 2008**

(54) **CHAIR**

(75) Inventor: **Michael Kreiss**, San Diego, CA (US)

(73) Assignee: **Kreiss Enterprises, Inc.**, San Deigo, CA (US)

(**) Term: **14 Years**

(21) Appl. No.: **29/297,269**

(22) Filed: **Nov. 7, 2007**

(51) **LOC (8) Cl.** **06-01**

(52) **U.S. Cl.** **D6/379; D6/374**

(58) **Field of Classification Search** D6/334–336,
D6/369, 370, 374, 375, 376, 379, 380, 500–502;
297/411.44, 445.1, 446.1, 447.1, 452.63
See application file for complete search history.

(56) **References Cited**

U.S. PATENT DOCUMENTS

D355,985 S *	3/1995	Karten et al.	D6/374
D396,759 S *	8/1998	Duenkelsbuehler	D6/370
D465,666 S *	11/2002	Hokanson	D6/374
D472,741 S *	4/2003	Perpich	D6/379
D503,288 S *	3/2005	Domack	D6/334
D504,580 S *	5/2005	Kreiss	D6/380
D511,420 S *	11/2005	Haralson	D6/370

D517,826 S *	3/2006	Black	D6/379
D518,970 S *	4/2006	Domack et al.	D6/380
D525,801 S *	8/2006	Domack et al.	D6/380
D526,504 S *	8/2006	Peterson et al.	D6/380

* cited by examiner

Primary Examiner—Mimosa De

(74) *Attorney, Agent, or Firm*—Kleinberg & Lerner, LLP;
Marvin H. Kleinberg

(57) **CLAIM**

The ornamental design for a chair, as shown and described.

DESCRIPTION

FIG. 1 is a perspective view of the chair of the present invention;

FIG. 2 is a front elevational view of the chair of FIG. 1;

FIG. 3 is a side elevational view of the chair of FIG. 1;

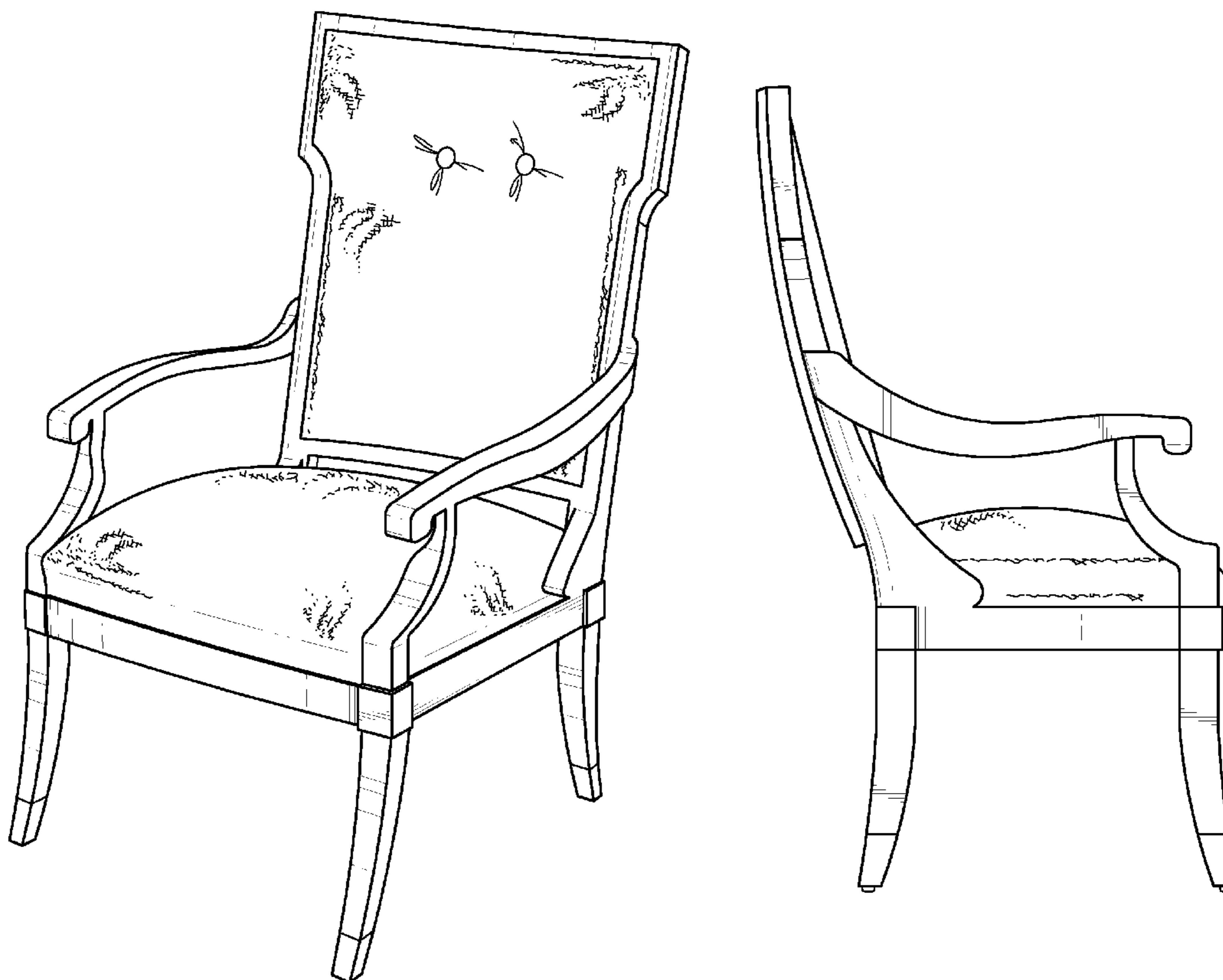
FIG. 4 is a rear elevational view of the chair of FIG. 1;

FIG. 5 is a top view of the chair of FIG. 1; and,

FIG. 6 is a bottom view of the chair of FIG. 1.

The chair of the present invention is symmetrical about a longitudinal axis and the left and right side views are mirror images.

1 Claim, 5 Drawing Sheets






FIG. 1

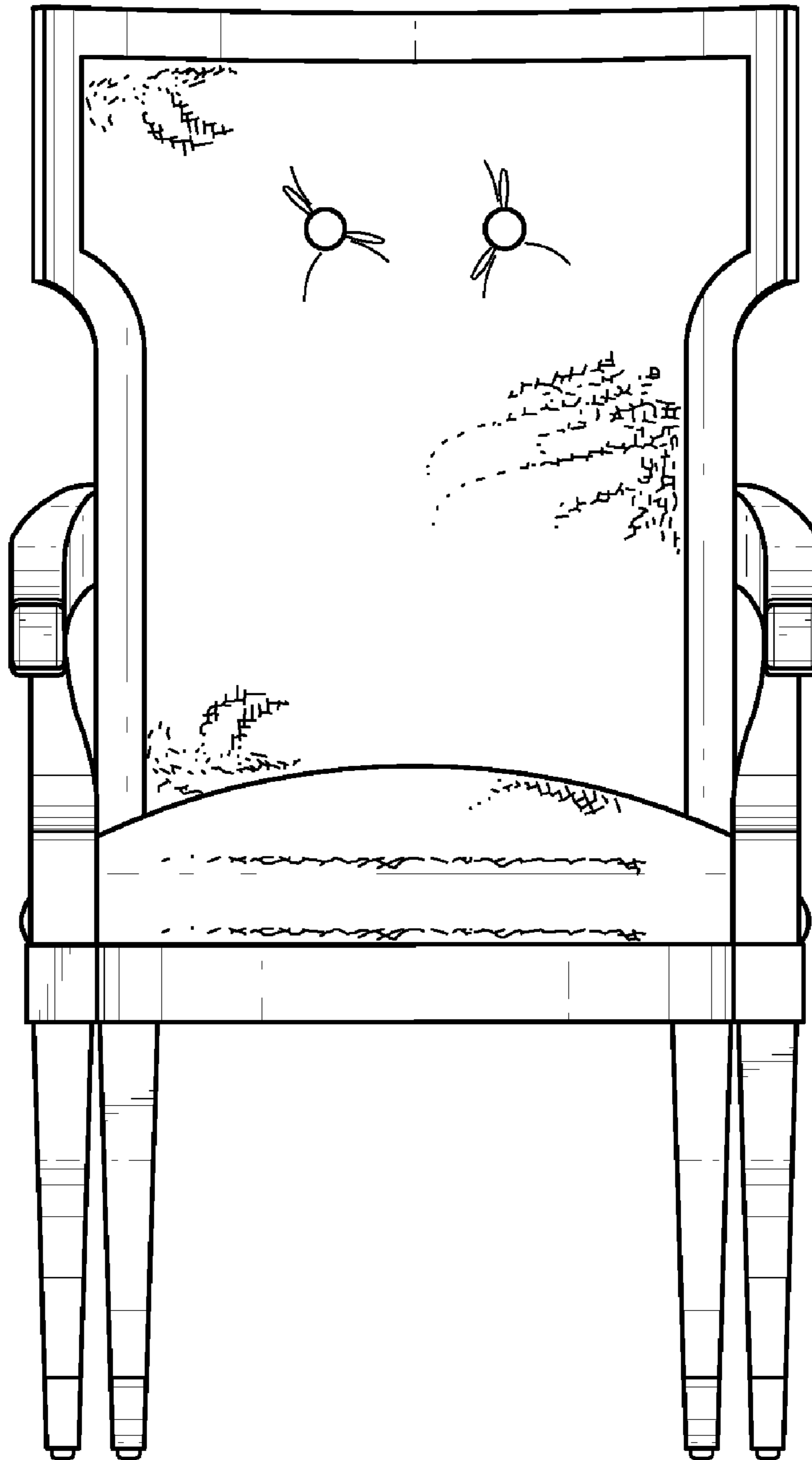


FIG. 2

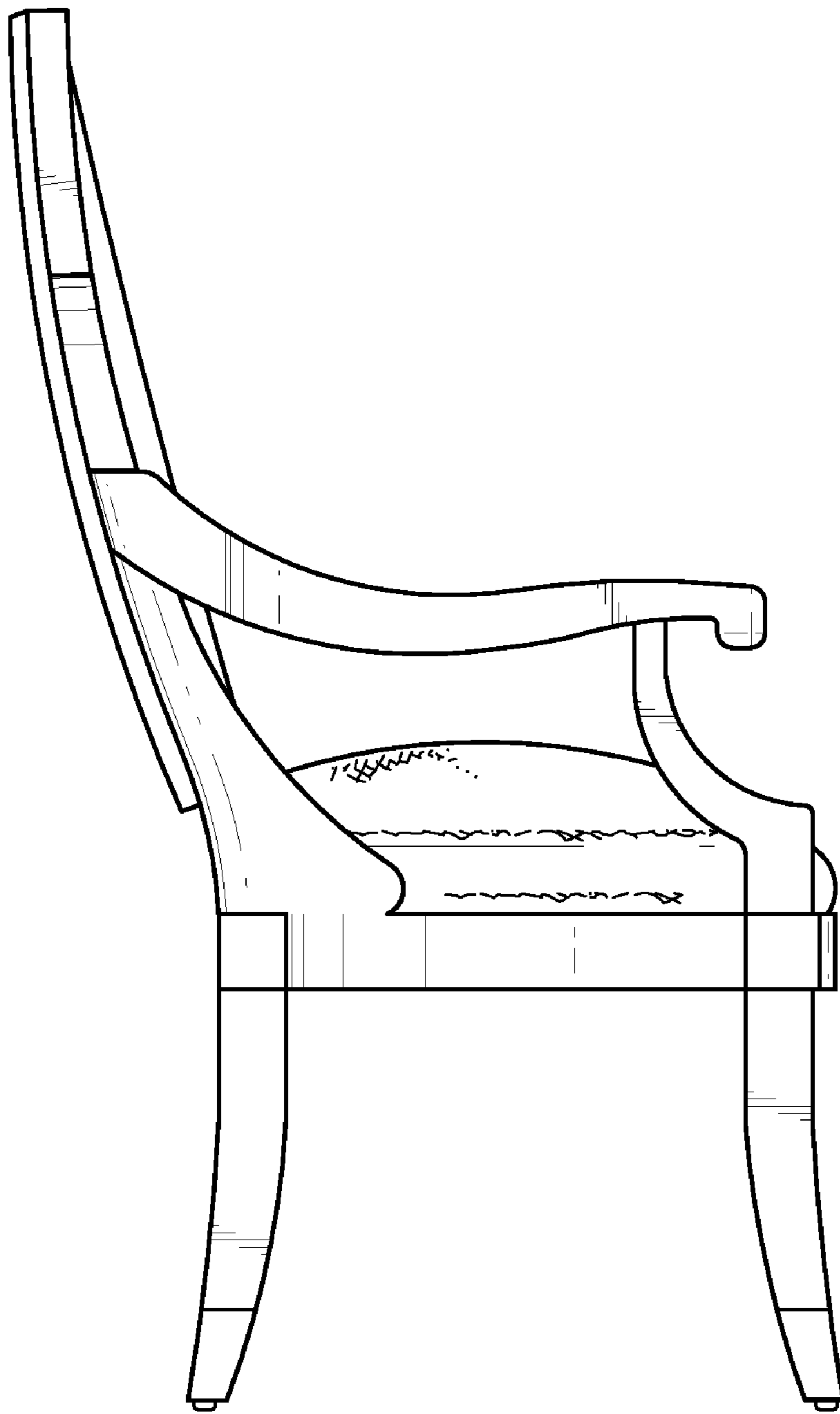


FIG. 3




FIG. 4

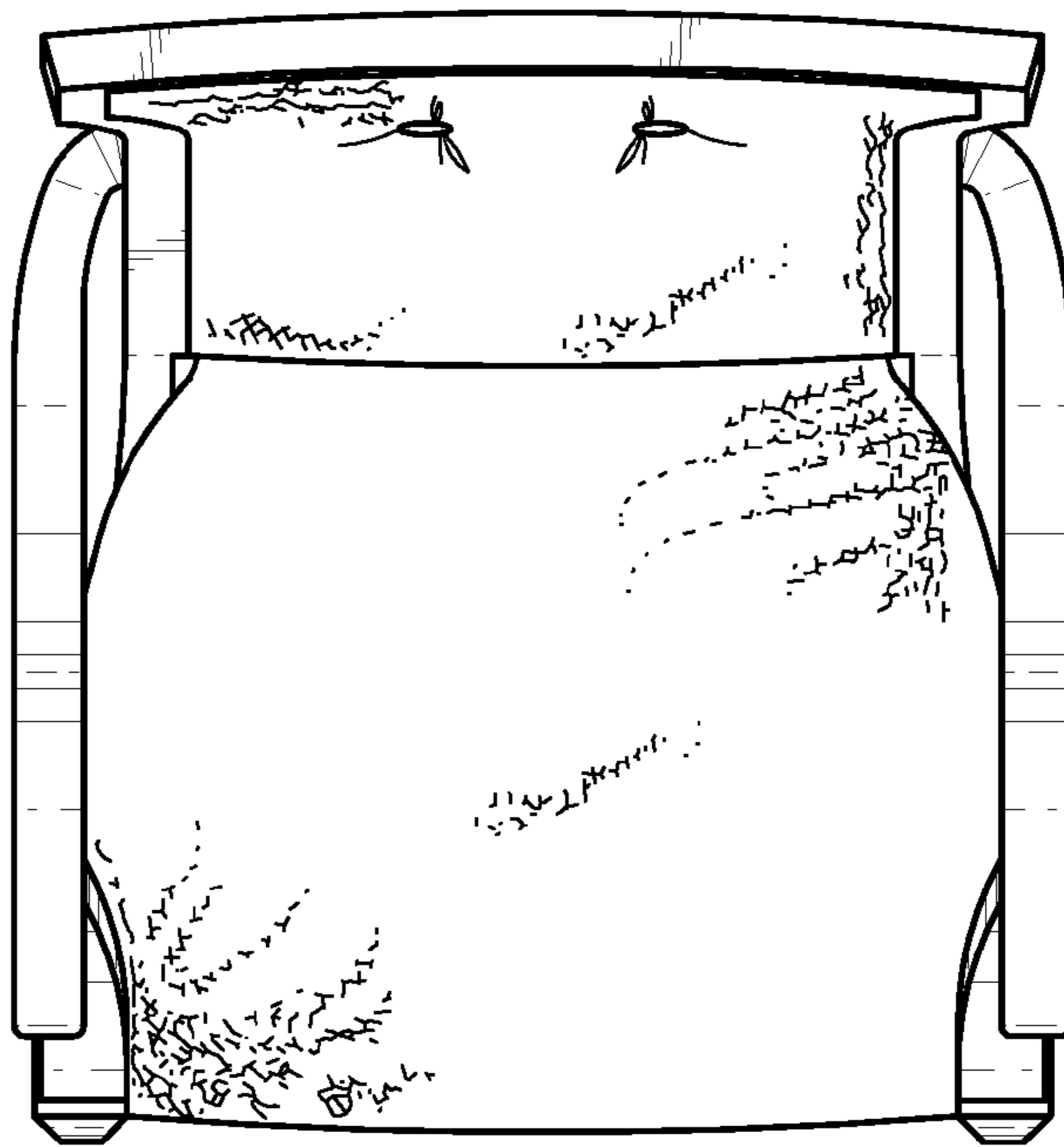


FIG. 5




FIG. 6