



US00D577199S

(12) **United States Design Patent**
Zhuan

(10) **Patent No.:** **US D577,199 S**
(45) **Date of Patent:** **** Sep. 23, 2008**

(54) **ELECTRIC TOOTHBRUSH HEAD**

(76) Inventor: **Qingping Zhuan**, 110-5980 Whitehorn Ave., Mississauga, Ontario (CA) L5V 2Y5

(**) Term: **14 Years**

(21) Appl. No.: **29/245,077**

(22) Filed: **Dec. 19, 2005**

(51) **LOC (8) Cl.** **04-02**

(52) **U.S. Cl.** **D4/101; D4/111**

(58) **Field of Classification Search** D4/101, D4/104-112, 132, 134, 136, 138; 15/110, 15/167.1, 167.2, 176.1, 186-188, 207.2; 132/308-311; 601/139, 141, 142
See application file for complete search history.

(56) **References Cited**

U.S. PATENT DOCUMENTS

D397,252 S * 8/1998 Allende D4/101
6,230,354 B1 * 5/2001 Sproat 15/28
D453,996 S * 3/2002 Kling et al. D4/101
D458,029 S * 6/2002 Li D4/101
D480,875 S * 10/2003 De Salvo D4/101
7,266,855 B2 * 9/2007 Zhuan 15/22.4

FOREIGN PATENT DOCUMENTS

DE 19925568 A1 * 12/2000

* cited by examiner

Primary Examiner—Robin V. Webster
Assistant Examiner—Lavone D Tabor

(57) **CLAIM**

The ornamental design for an electric toothbrush head, as shown and described.

DESCRIPTION

FIG. 1 is a front perspective view of an electric toothbrush head showing my new design, as seen from the top right side;

FIG. 2 is a rear perspective view thereof, as seen from the top left side;

FIG. 3 is a front elevational view thereof;

FIG. 4 is a top plan view thereof;

FIG. 5 is a bottom plan view thereof;

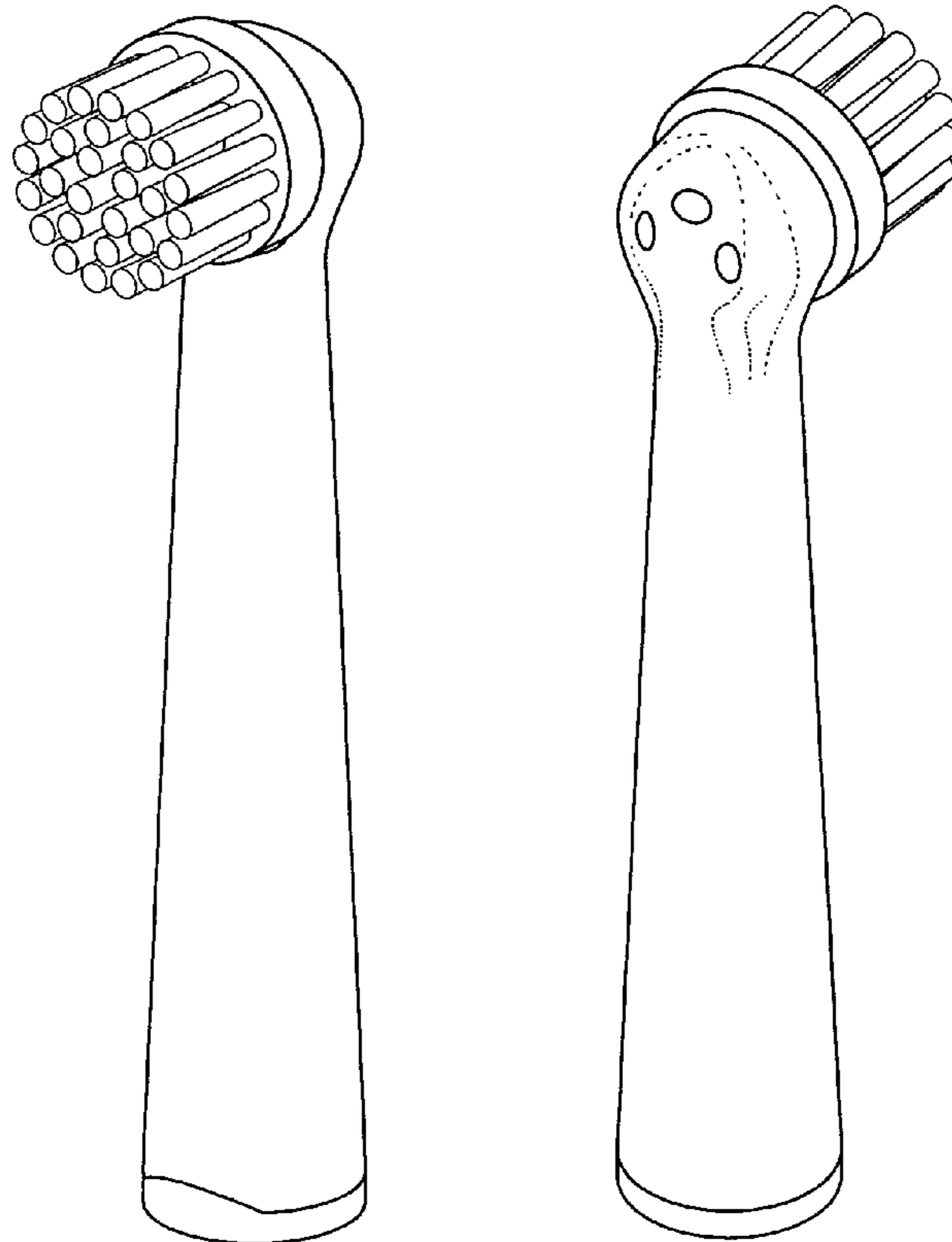
FIG. 6 is a bottom perspective view thereof, as seen from the front left side;

FIG. 7 is a right side elevational view thereof; the left side elevational view being a mirror image; and,

FIG. 8 is a rear elevational view thereof.

The circular broken line on the bottom of the toothbrush head represents the bounds of the claim and all of the other broken lines shown in the drawings are for illustrative purposes only. None of the broken lines form part of the claimed design.

1 Claim, 3 Drawing Sheets



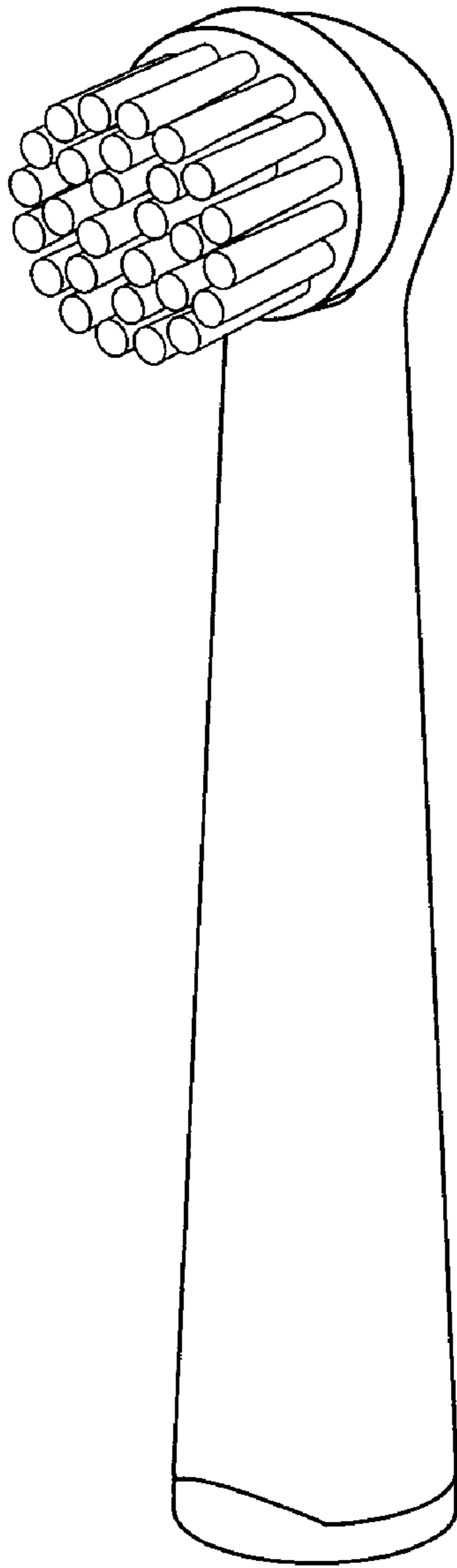


FIG. 1




FIG. 2

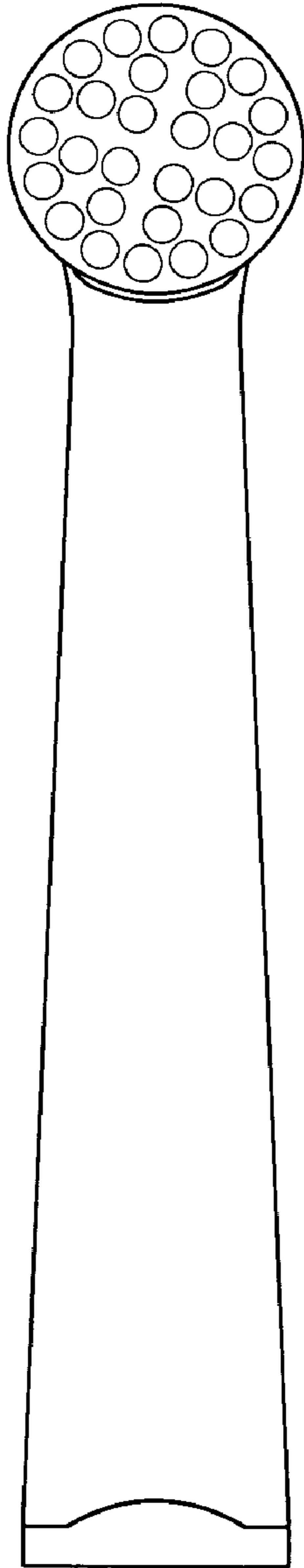


FIG. 3




FIG. 4

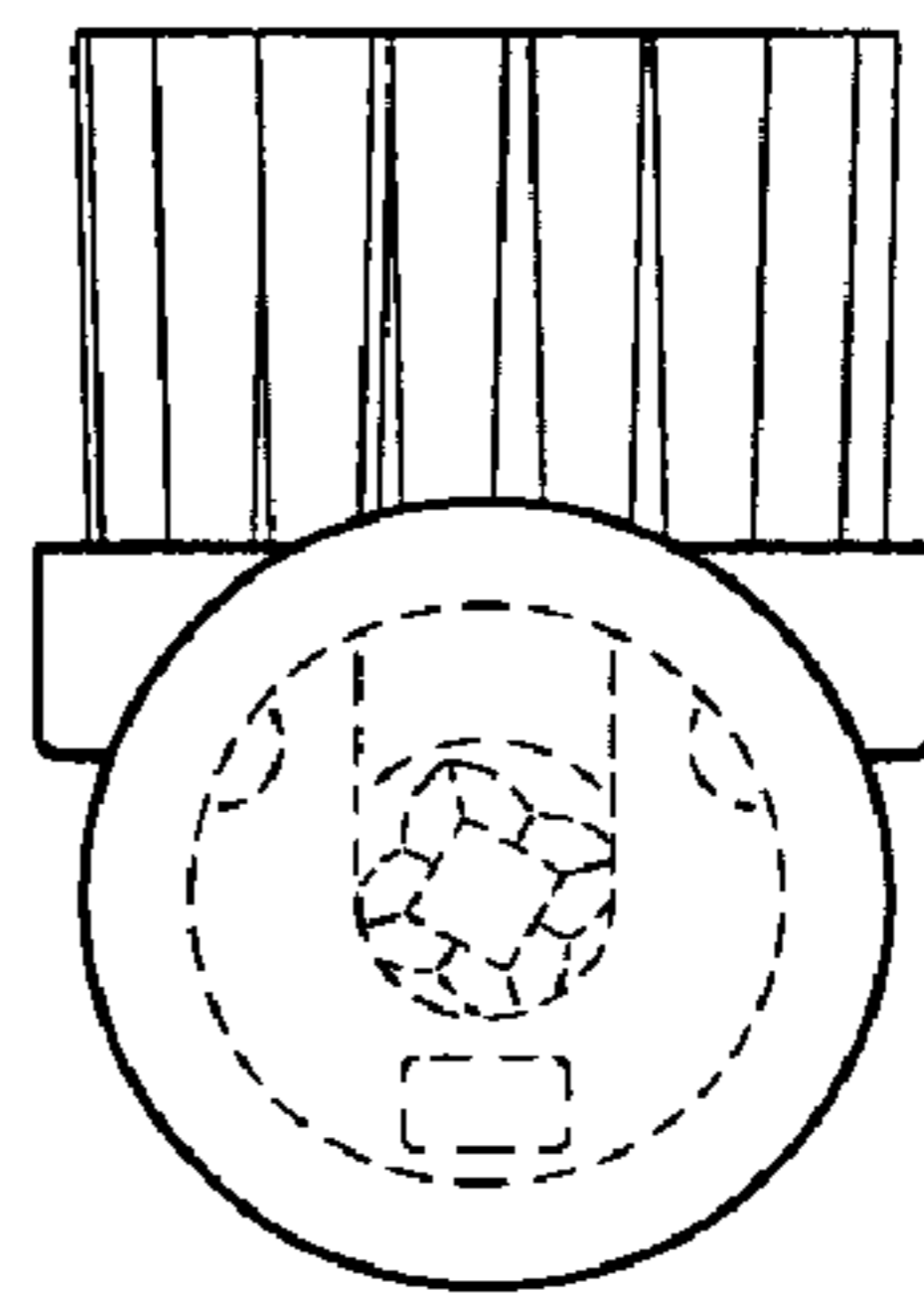


FIG. 5

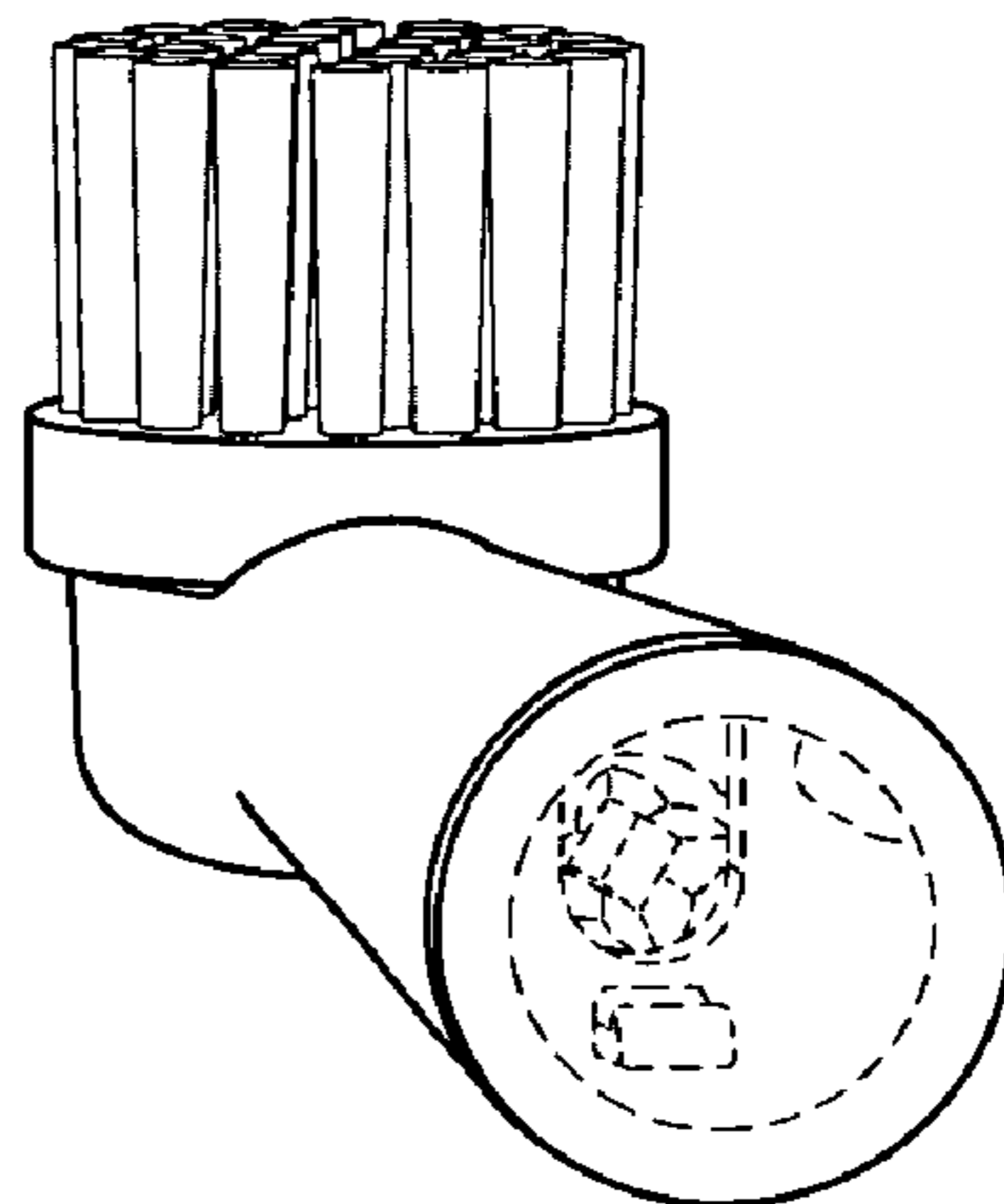


FIG. 6

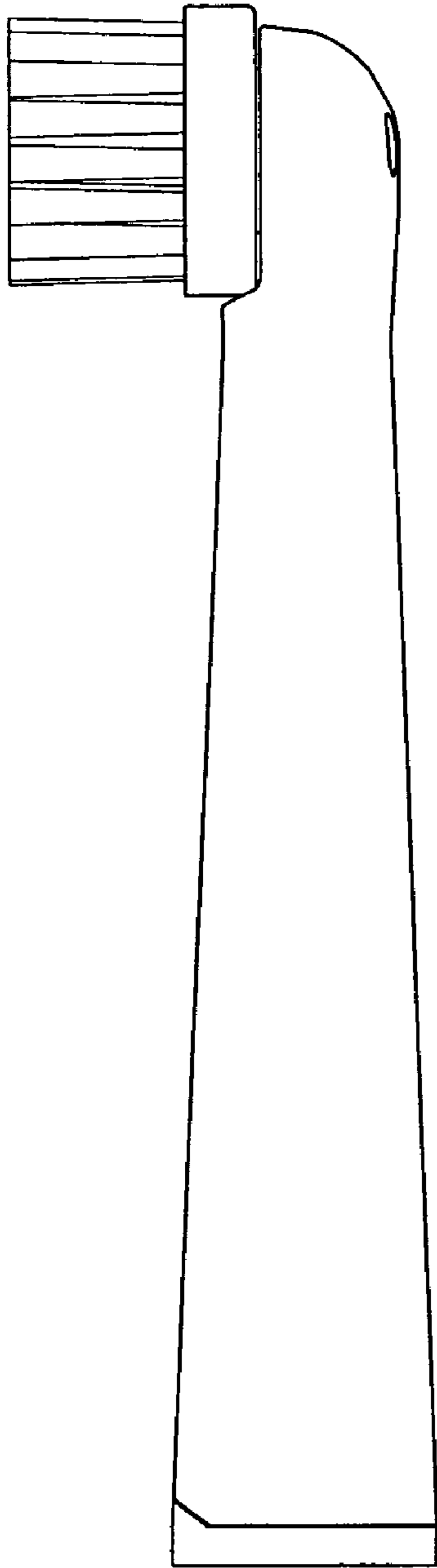


FIG. 7

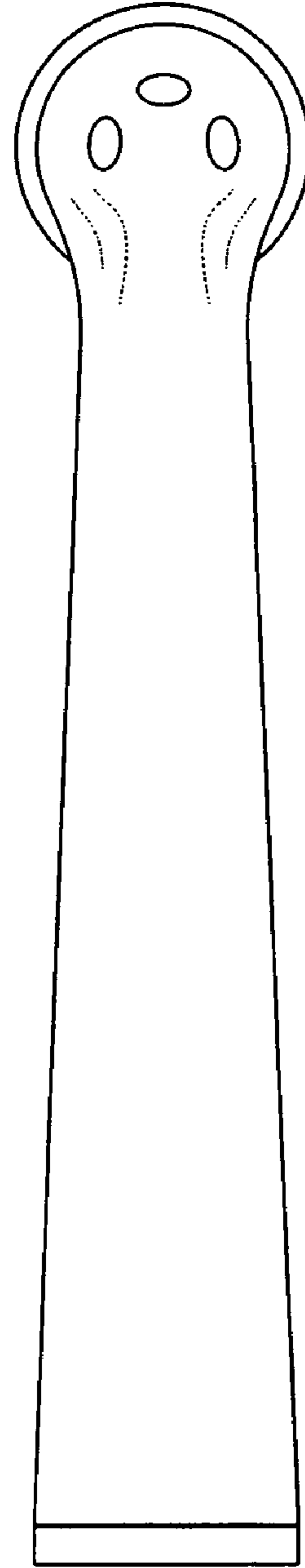


FIG. 8