



US00D577198S

(12) **United States Design Patent**
Jimenez et al.

(10) **Patent No.:** **US D577,198 S**

(45) **Date of Patent:** **** Sep. 23, 2008**

(54) **ELECTRIC TOOTHBRUSH HANDLE**

(75) Inventors: **Eduardo J. Jimenez**, Manalapan, NJ
(US); **Daniel F. Cuffaro**, Lakewood, OH
(US); **Christine Enderby**, Chelsea, MA
(US); **Thomas Swyst**, Arlington, MA
(US)

D490,982 S 6/2004 Moskovich et al.
D493,960 S * 8/2004 Jimenez et al. D4/101
D506,616 S * 6/2005 Winkler et al. D4/104
D515,815 S * 2/2006 Jimenez et al. D4/101
D527,185 S * 8/2006 Vu D4/101
D527,906 S * 9/2006 Kling et al. D4/104
D534,727 S * 1/2007 Vu D4/101

(73) Assignee: **Colgate-Palmolive Company** NY (US)

(**) Term: **14 Years**

(21) Appl. No.: **29/236,482**

(22) Filed: **Aug. 17, 2005**

(51) **LOC (8) Cl.** **28-03**

(52) **U.S. Cl.** **D4/101**

(58) **Field of Classification Search** D4/101,
D4/104-112, 138; D8/61; 15/22.1, 23, 24,
15/28, 29, 143.1, 167.1, 167.2; 132/308-311;
601/142

See application file for complete search history.

(56) **References Cited**

U.S. PATENT DOCUMENTS

D90,130 S 6/1933 Turner
D204,127 S 3/1966 Syvertson
D340,808 S * 11/1993 Sherman et al. D4/104
D382,407 S 8/1997 Craft et al.
D404,205 S 1/1999 Hohlbein
D436,254 S 1/2001 Kling et al.
D440,766 S 4/2001 Hartwein et al.
D459,081 S 6/2002 Eliav et al.
D463,133 S * 9/2002 Hohlbein D4/104
D474,026 S 5/2003 Wright
D474,608 S * 5/2003 Hohlbein D4/104
D474,895 S 5/2003 Breit
D479,046 S 9/2003 Winkler
D479,915 S 9/2003 De Salvo

FOREIGN PATENT DOCUMENTS

JP 11318952 A 11/1999

* cited by examiner

Primary Examiner—Melanie Tung

Assistant Examiner—Lavone D Tabor

(74) *Attorney, Agent, or Firm*—Michael J Wallace, Jr.

(57) **CLAIM**

The ornamental design for an electric toothbrush handle, as shown and described.

DESCRIPTION

FIG. 1 is a front view of an electric toothbrush handle showing our new design;

FIG. 2 is a right side view thereof, the left side view being a mirror image thereto;

FIG. 3 is a rear view thereof;

FIG. 4 is a top view thereof;

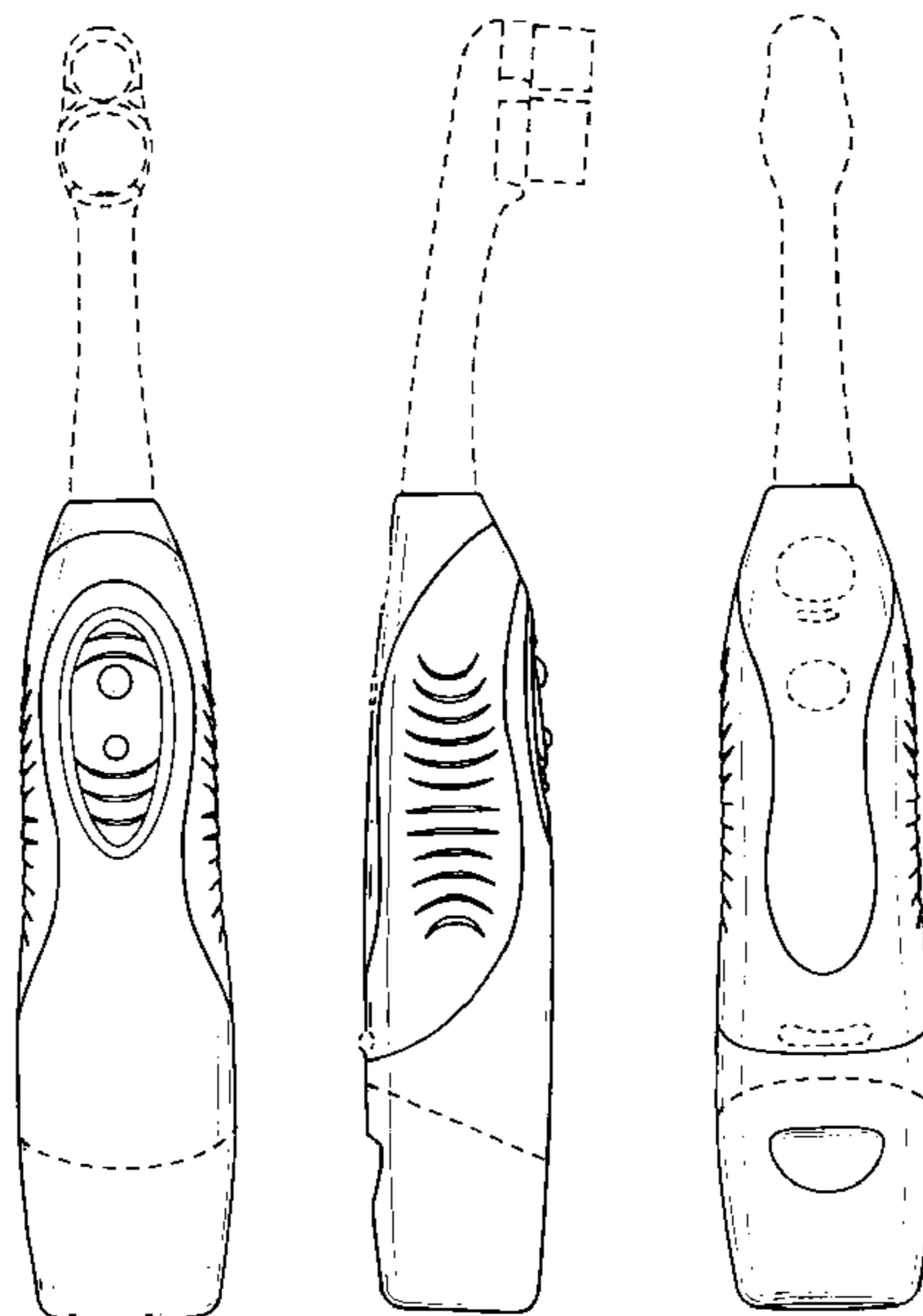
FIG. 5 is a bottom view thereof;

FIG. 6 is a right, frontal perspective view thereof; and,

FIG. 7 is a left, rear perspective view thereof.

The broken lines adjacent the shaded areas on the rear of the handle represent the bounds of the claimed design and all of the other broken lines are for illustrative purposes only. None of the broken lines form part of the claimed design.

1 Claim, 3 Drawing Sheets



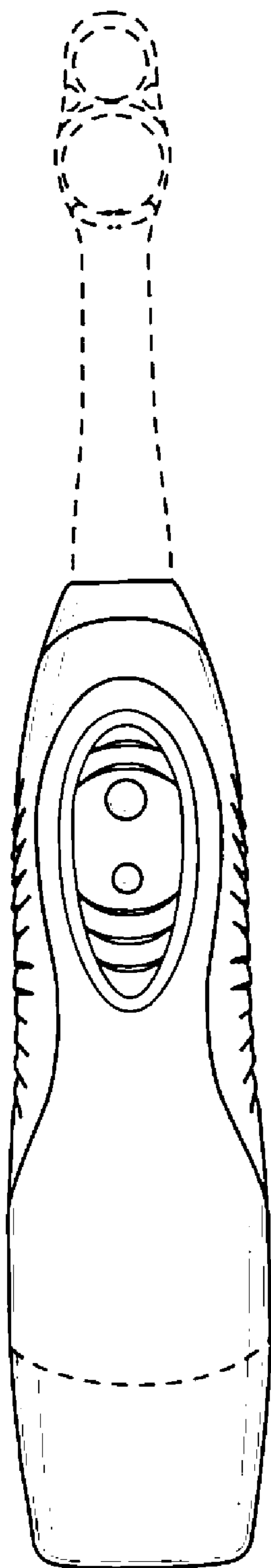


FIG. 1

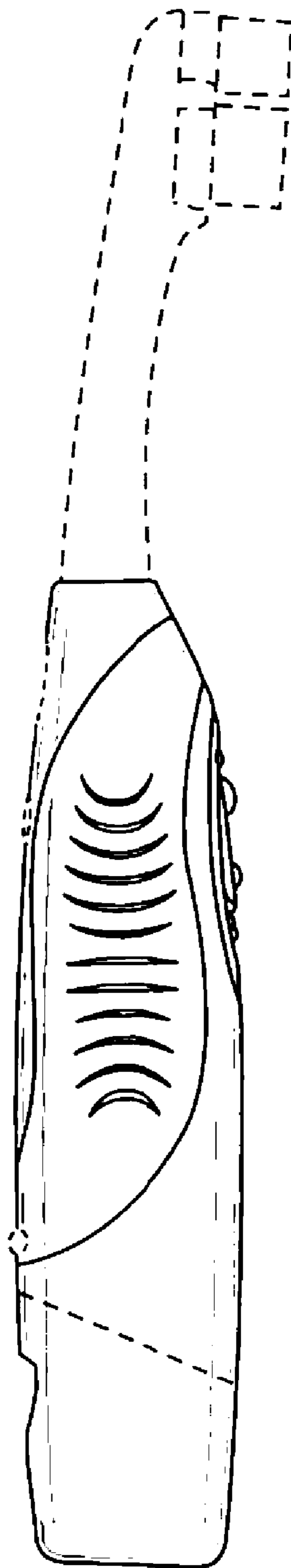


FIG. 2

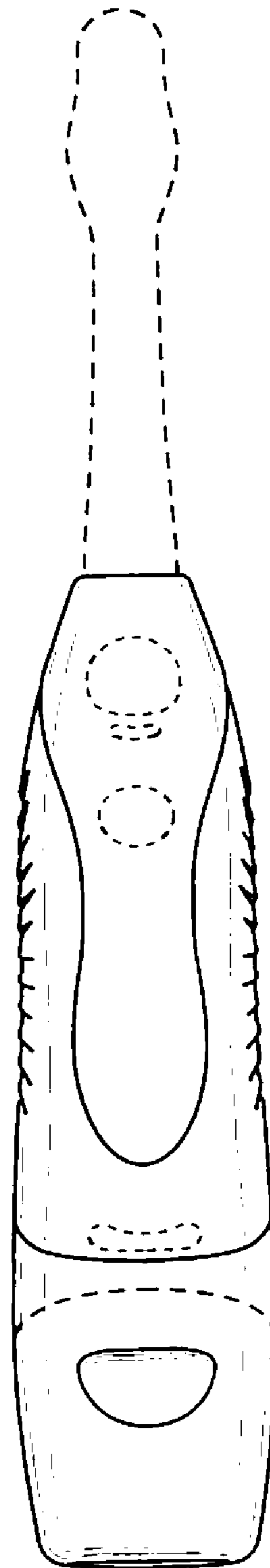


FIG. 3

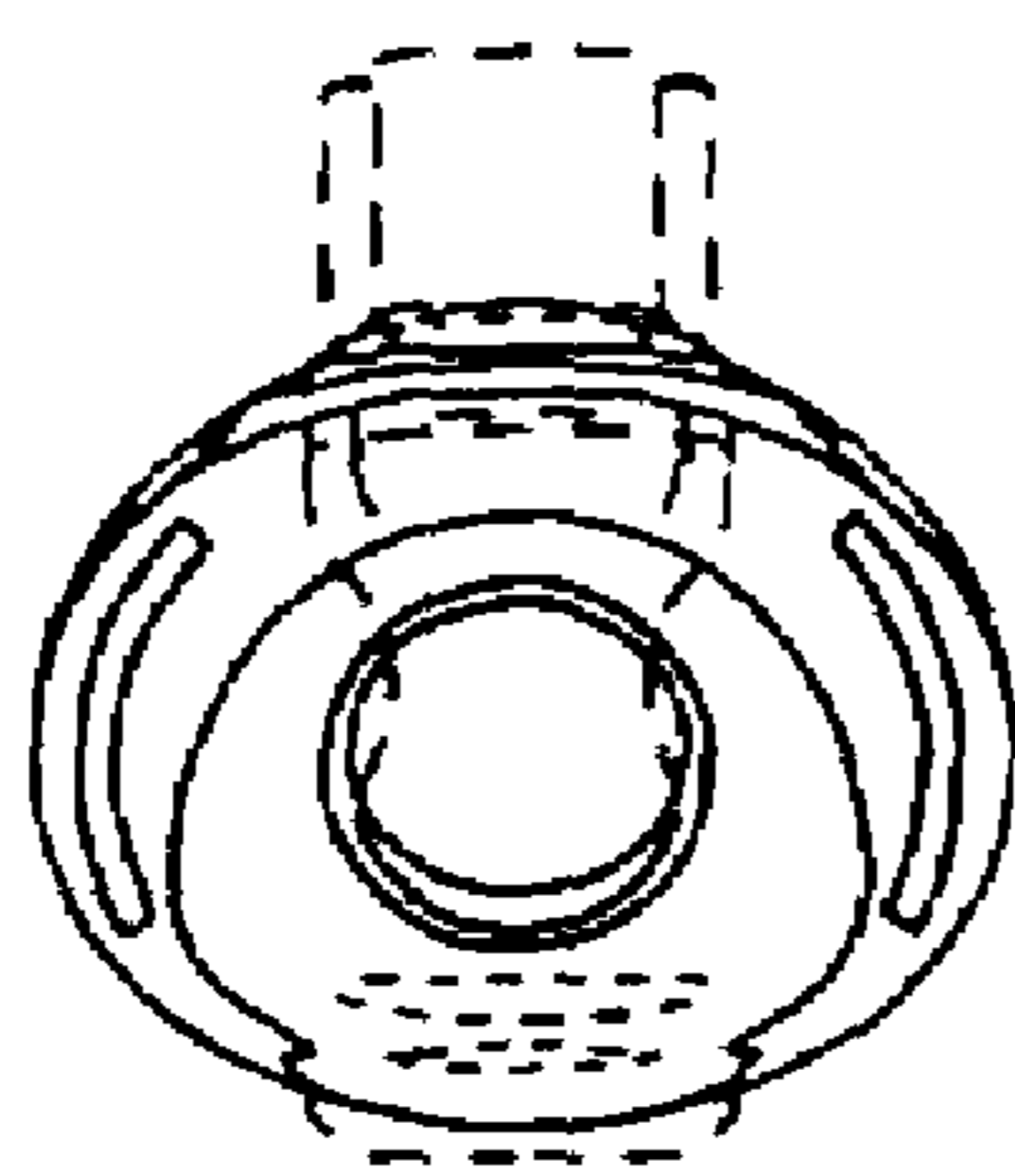


FIG. 4

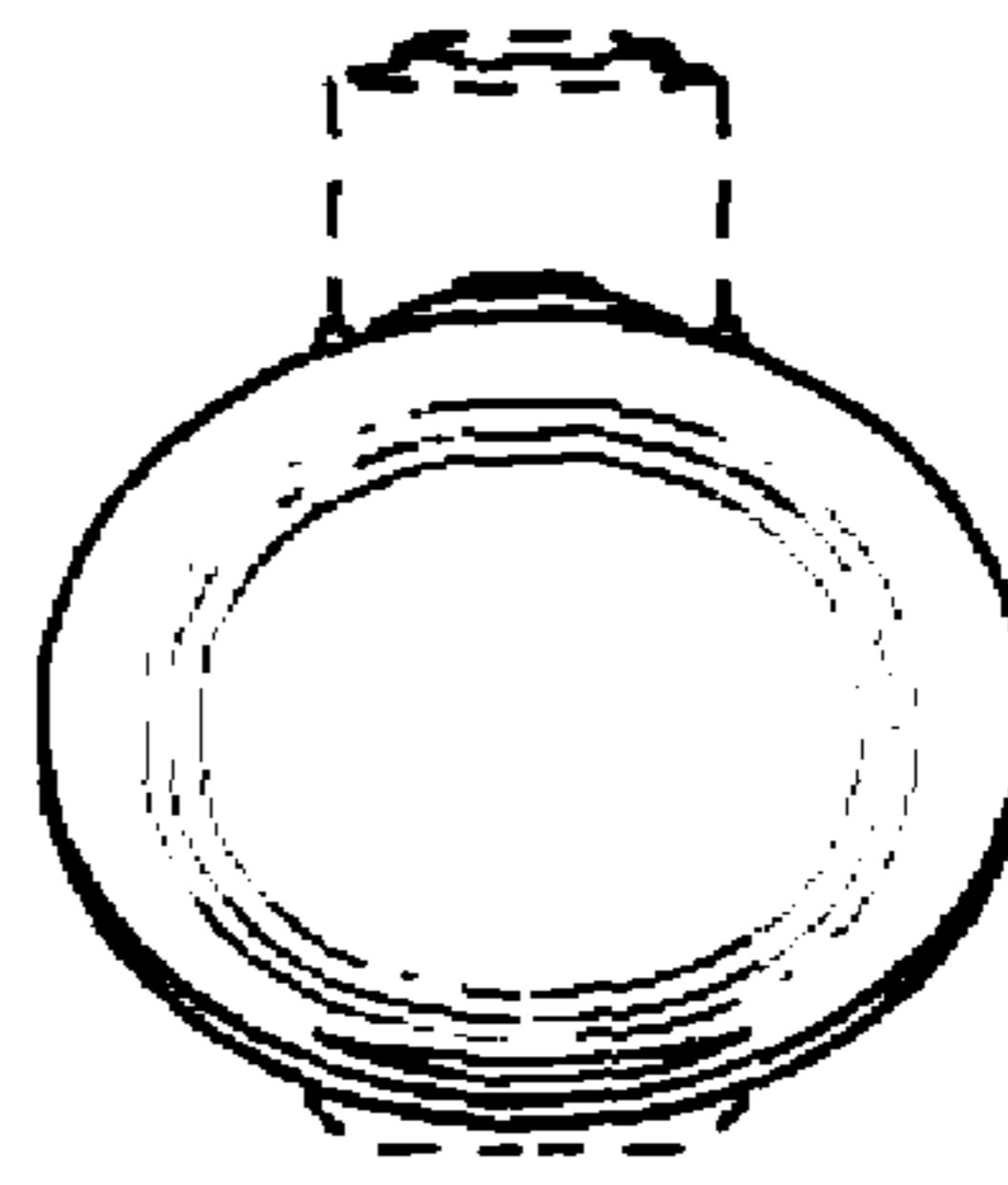


FIG. 5

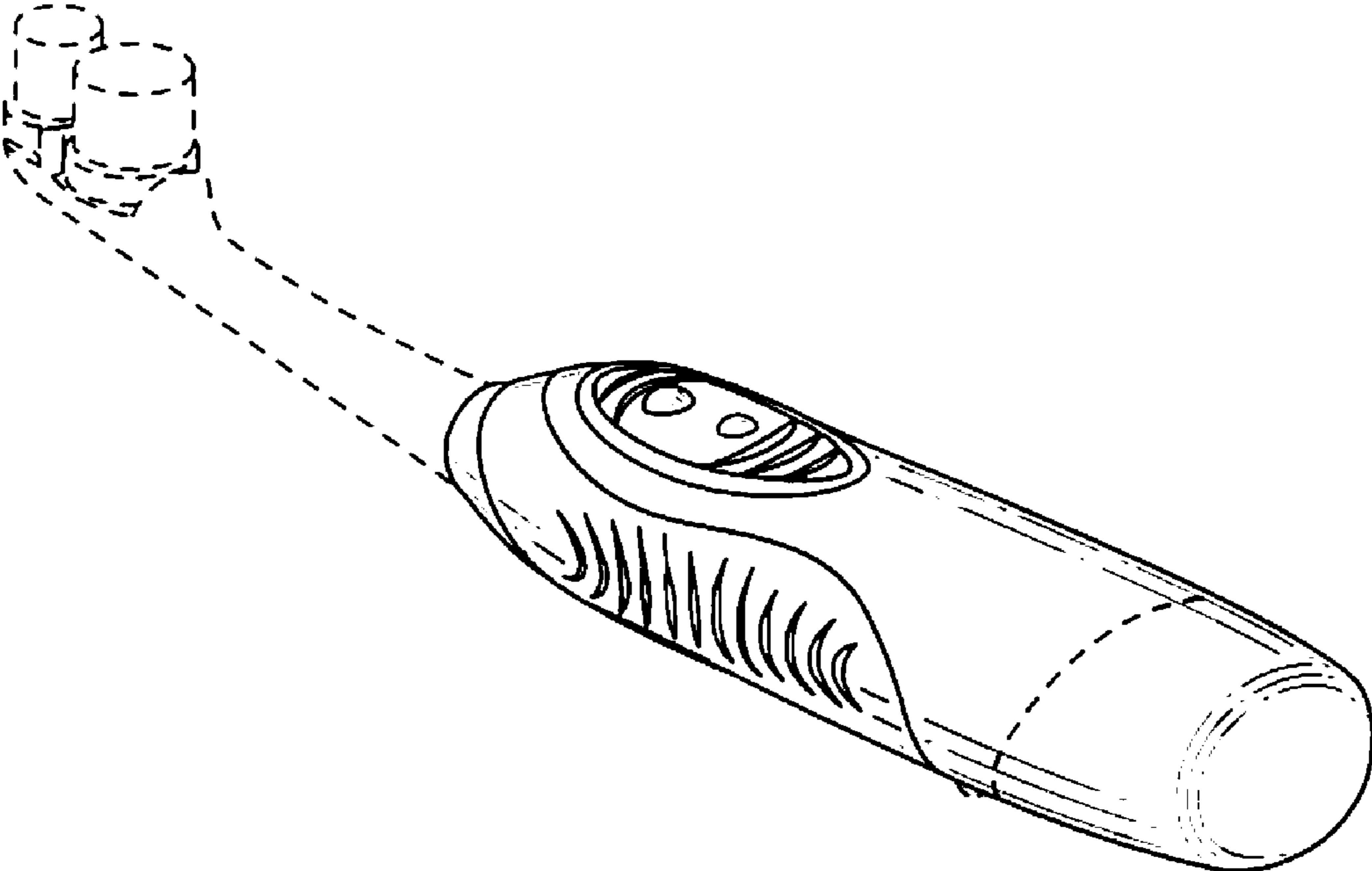


FIG. 6

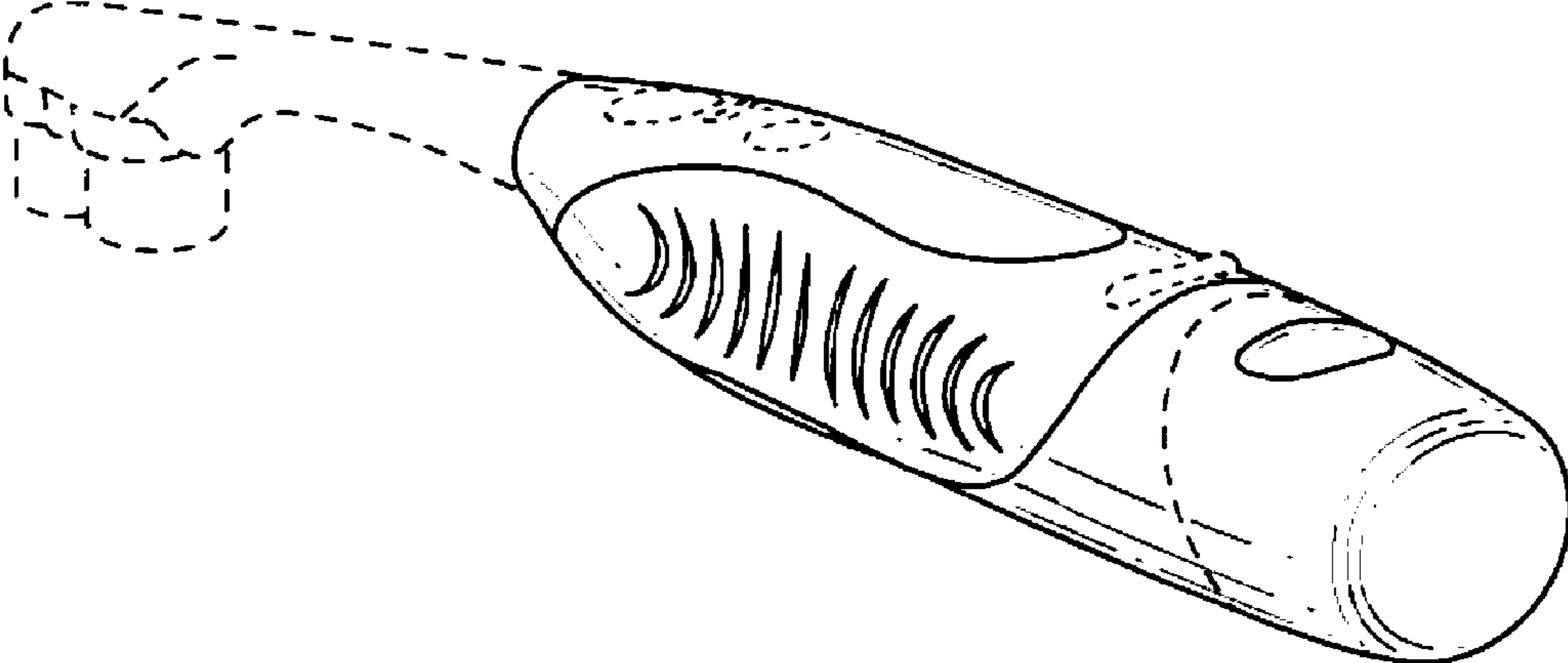


FIG. 7