



US00D577161S

(12) **United States Design Patent**
Jeon et al.

(10) **Patent No.:** **US D577,161 S**
(45) **Date of Patent:** **** Sep. 16, 2008**

(54) **WASHING MACHINE**

D550,907 S * 9/2007 Jeon et al. D32/6
D564,144 S * 3/2008 Kwon D32/6

(75) Inventors: **Ho Il Jeon**, Yongin-si (KR); **So Jin Park**, Seoul (KR); **Jong Hee Han**, Seongnam-si (KR); **Na Jung Cho**, Seoul (KR); **Jea Seok Seong**, Seongnam-si (KR)

* cited by examiner

Primary Examiner—Louis S Zarfaz
Assistant Examiner—Kathleen M Sims

(73) Assignee: **LG Electronics Inc.**, Seoul (KR)

(74) *Attorney, Agent, or Firm*—Morgan, Lewis & Bockius LLP

(**) Term: **14 Years**

(57) **CLAIM**

(21) Appl. No.: **29/290,984**

The ornamental design for a washing machine, as shown and described.

(22) Filed: **Feb. 6, 2008**

(30) **Foreign Application Priority Data**

DESCRIPTION

Aug. 8, 2007 (KR) 30-2007-0034019

(51) **LOC (8) Cl.** **15-05**

FIG. 1 is a front, right, perspective view of a washing machine showing our new design;

(52) **U.S. Cl.** **D32/6**

FIG. 2 is a front view thereof;

(58) **Field of Classification Search** D32/5,
D32/6, 8, 1, 9; 34/523–524, 87–88; 68/3 R,
68/5 R, 12.01, 12.08; 312/31

FIG. 3 is a rear view thereof;

See application file for complete search history.

FIG. 4 is a left side view thereof;

FIG. 5 is a right side view thereof;

(56) **References Cited**

FIG. 6 is a top plan view thereof; and,

FIG. 7 is a bottom plan view.

U.S. PATENT DOCUMENTS

D528,712 S * 9/2006 Ha et al. D32/6

1 Claim, 7 Drawing Sheets




FIG. 1




FIG.2

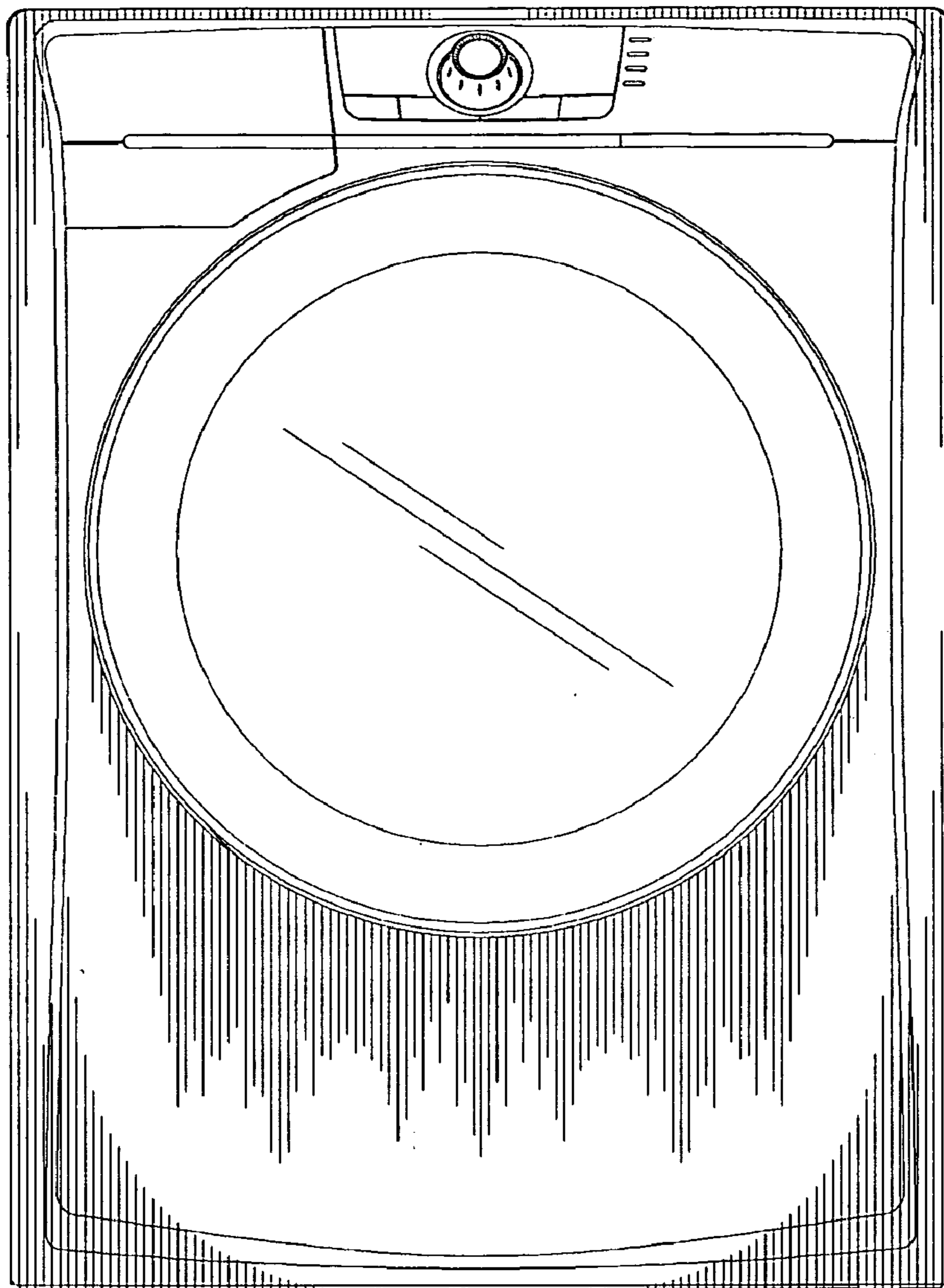


FIG.3

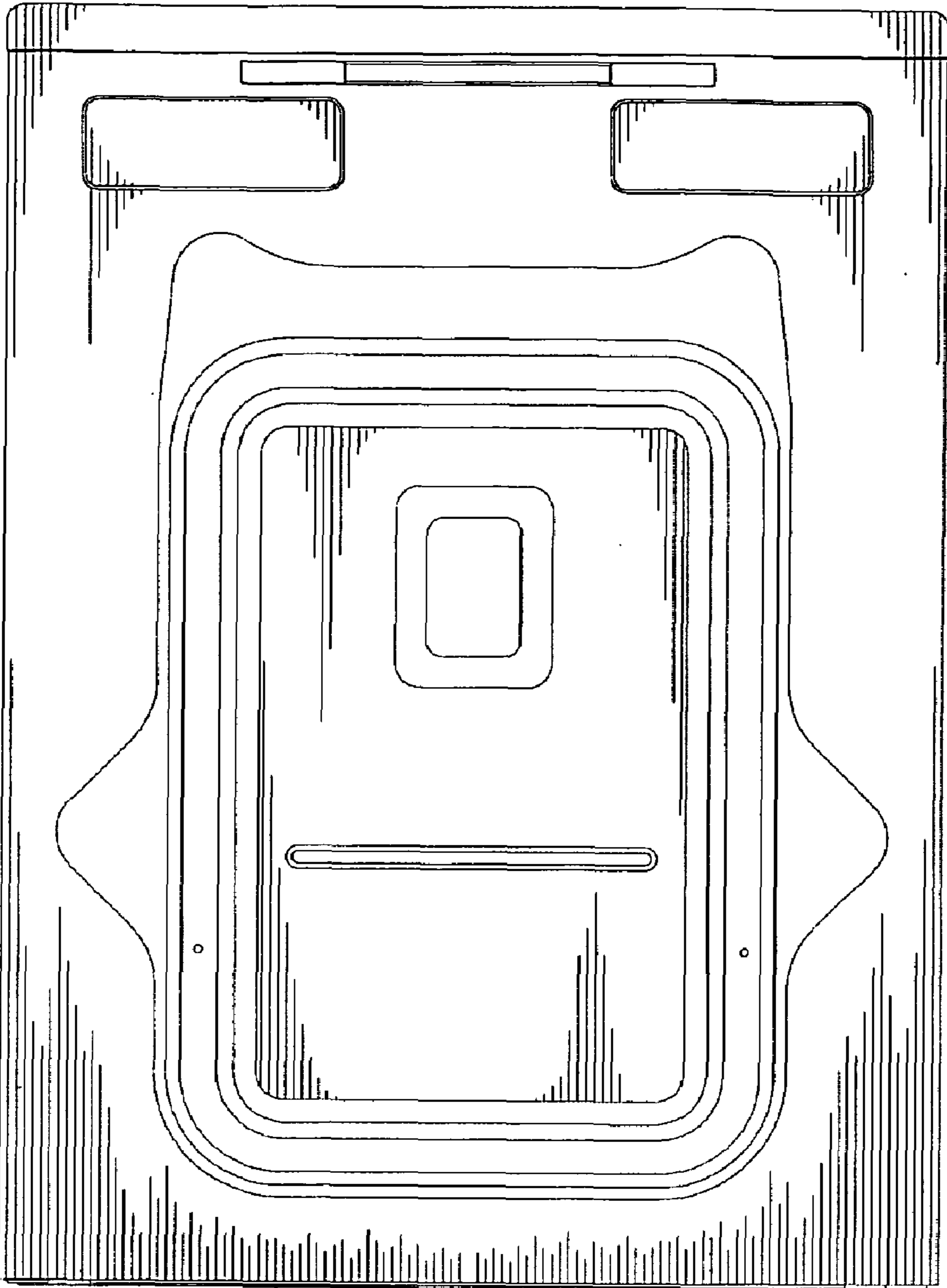


FIG.4




FIG.5

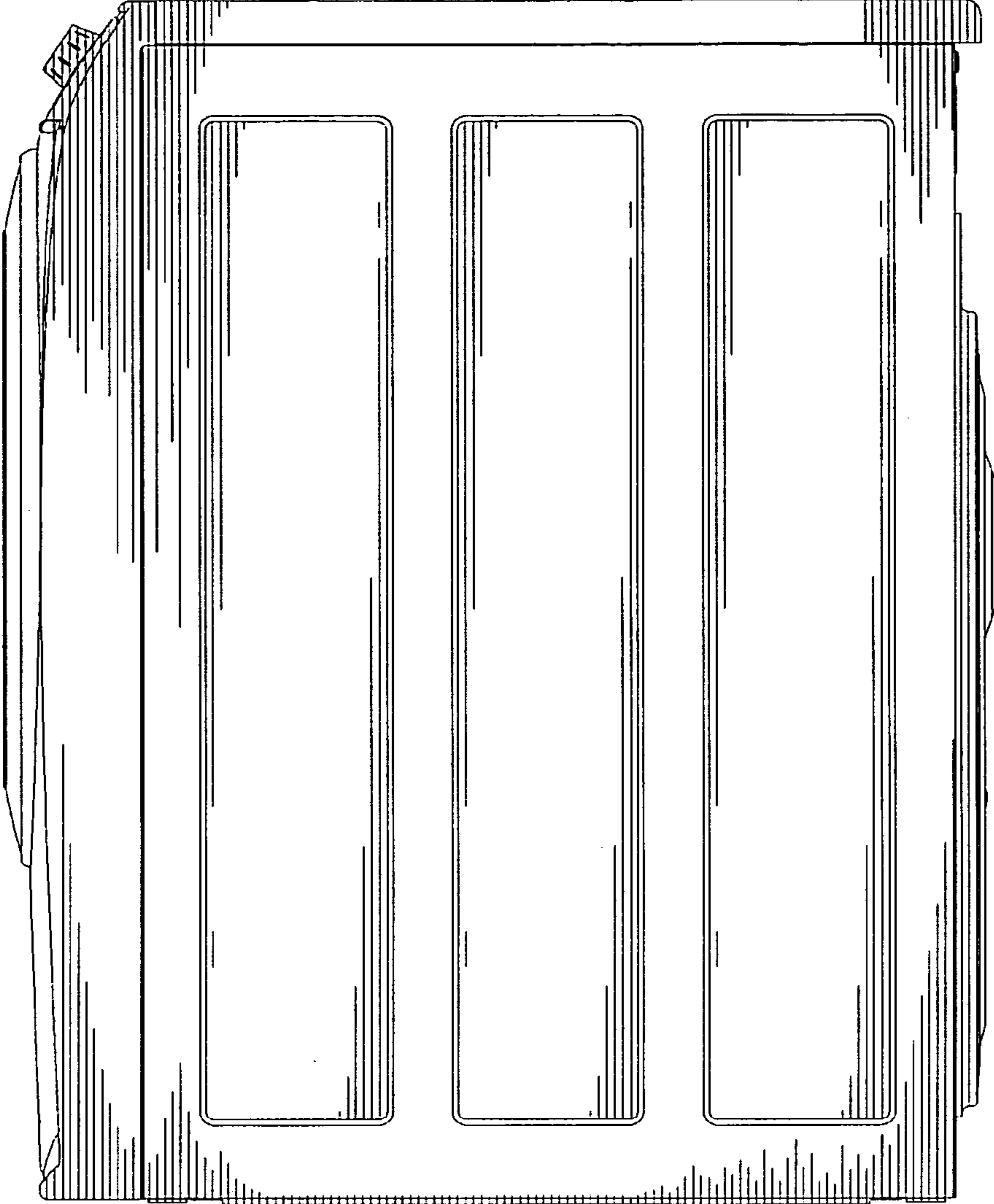


FIG. 6




FIG.7

