



US00D577155S

(12) **United States Design Patent**
Hauser

(10) **Patent No.:** **US D577,155 S**
(45) **Date of Patent:** **** Sep. 16, 2008**

(54) **FINGER GUARD**
(75) Inventor: **Lawrence M. Hauser**, Federal Way, WA (US)
(73) Assignee: **Progressive International Corporation**, Kent, WA (US)
(**) Term: **14 Years**
(21) Appl. No.: **29/283,637**
(22) Filed: **Aug. 20, 2007**

5,781,928 A * 7/1998 Avila 2/16
D415,321 S 10/1999 Silvey
6,237,148 B1 5/2001 Graham
D465,306 S 11/2002 Price
D483,912 S 12/2003 Prince et al.
6,729,510 B1 5/2004 Romanov
D504,635 S 5/2005 Jones
D523,769 S 6/2006 Arlanda
D523,770 S 6/2006 Arlanda
D542,104 S 5/2007 Holcomb et al.
D553,804 S 10/2007 Kaposi
2005/0150029 A1 7/2005 Votolato

(51) **LOC (8) Cl.** **02-06**
(52) **U.S. Cl.** **D29/114**
(58) **Field of Classification Search** D29/113,
D29/114, 123, 118, 119; D11/26-39; 63/15,
63/15.1-15.4, 14.45, 15.5, 15.6, 16.65, 15.7,
63/15.8, 26, 27; D7/695, 387, 393, 394,
D7/402, 405, 406; 2/21, 16, 163, 1, 455,
2/917, 158, 908; 30/295, 298, 298.4, 296.1;
D2/610, 614, 622, 623; D24/190, 200; D28/63;
D32/40, 43; 15/104.94, 107, 227; D4/134
See application file for complete search history.

* cited by examiner

Primary Examiner—Raphael Barkai
Assistant Examiner—Randall H Gholson
(74) *Attorney, Agent, or Firm*—Black Lowe & Graham, PLLC

(56) **References Cited**

U.S. PATENT DOCUMENTS

1,184,710 A * 5/1916 Bauman 83/860
3,608,090 A * 9/1971 Wilson et al. 2/21
D255,974 S 7/1980 Jacoby
D351,257 S 10/1994 Roberts et al.
D373,656 S 9/1996 Sorrels
5,711,027 A * 1/1998 Katz et al. 2/21

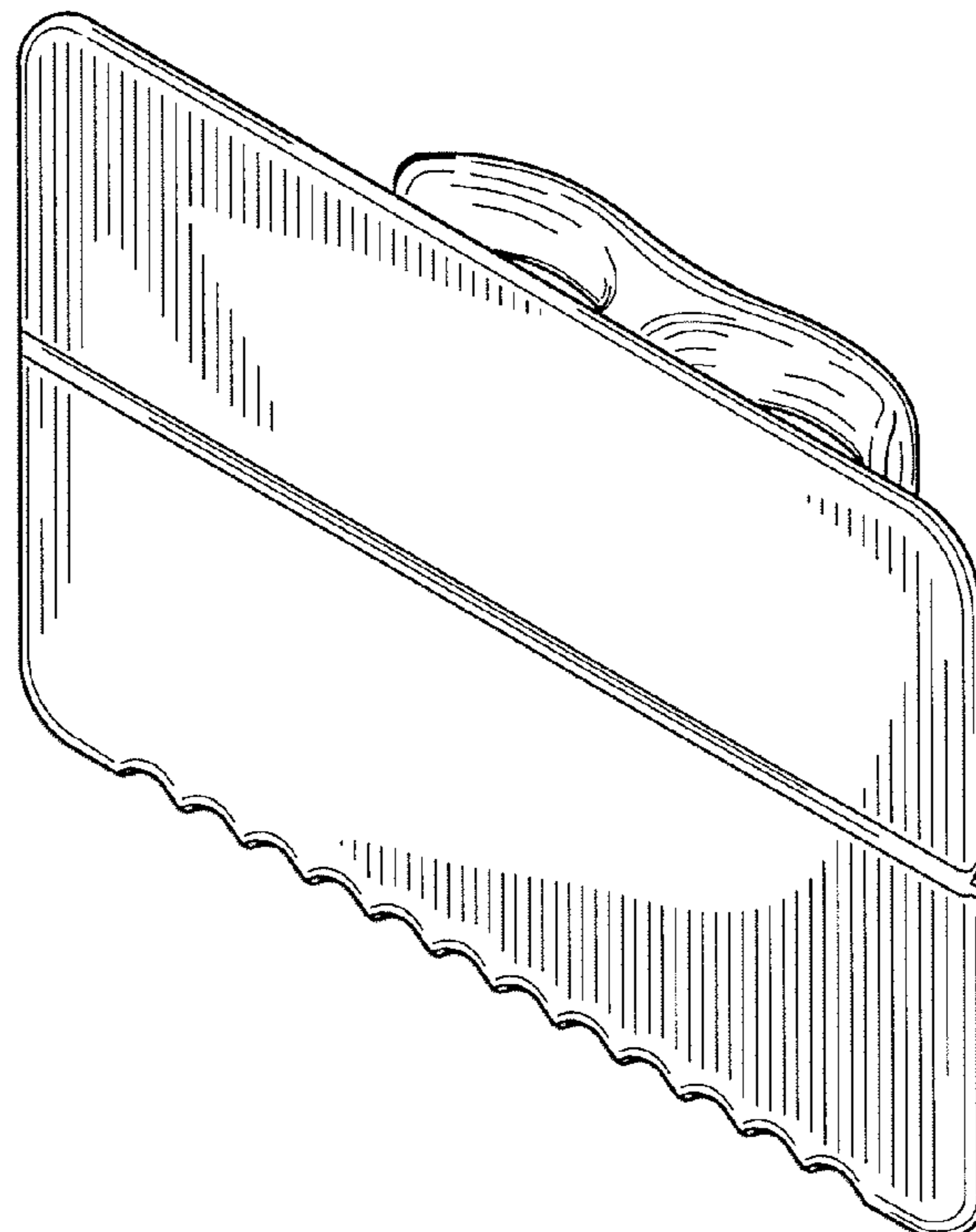
(57) **CLAIM**

I claim the ornamental design for the finger guard, as shown.

DESCRIPTION

FIG. 1 is a front view of a finger guard;
FIG. 2 is a top view of the finger guard;
FIG. 3 is a back view of the finger guard;
FIG. 4 is a bottom view of the finger guard;
FIG. 5 is a left side view of the finger guard, the right side view being a mirror image; and,
FIG. 6 is a perspective view of the finger guard.

1 Claim, 3 Drawing Sheets



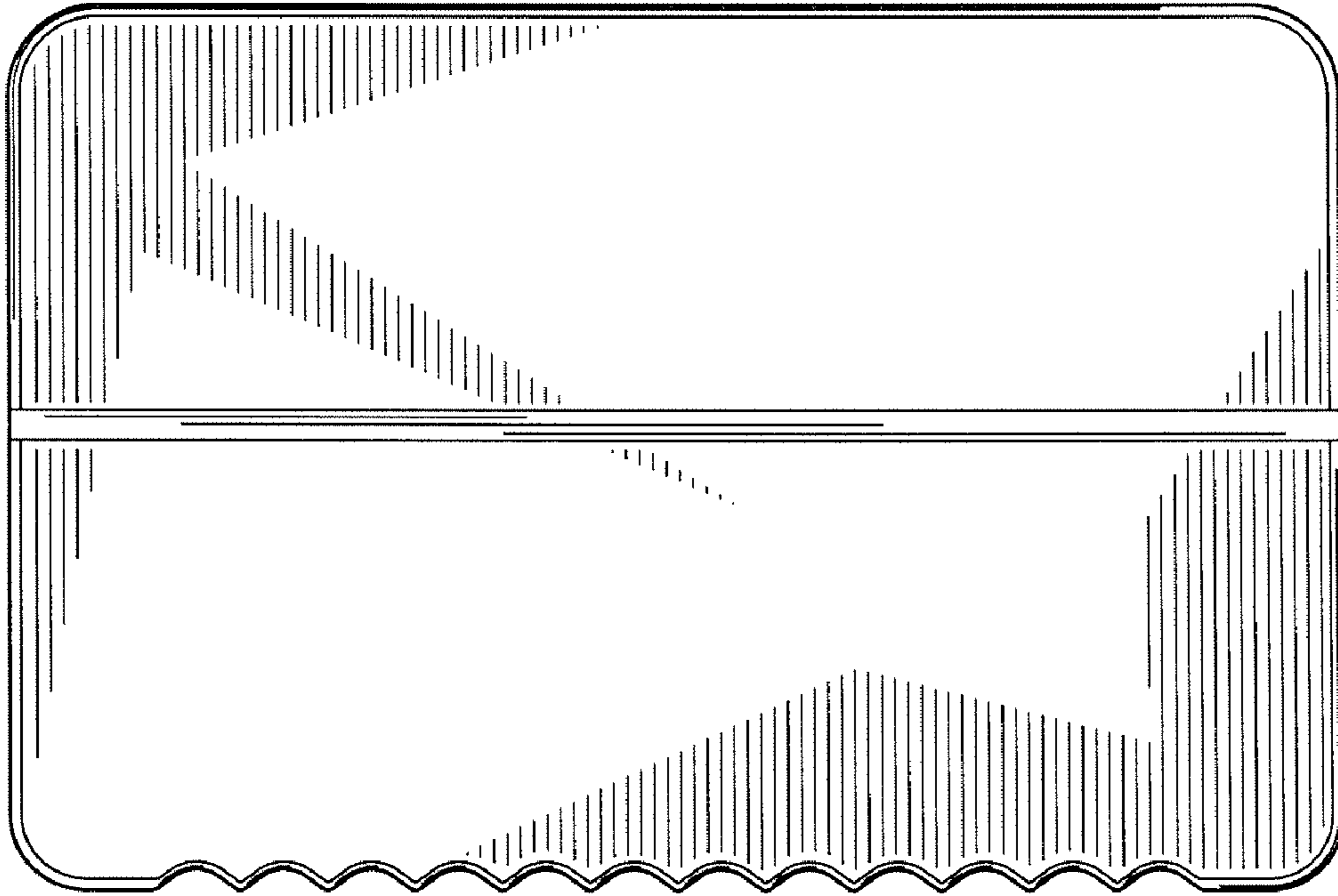


FIG. 1

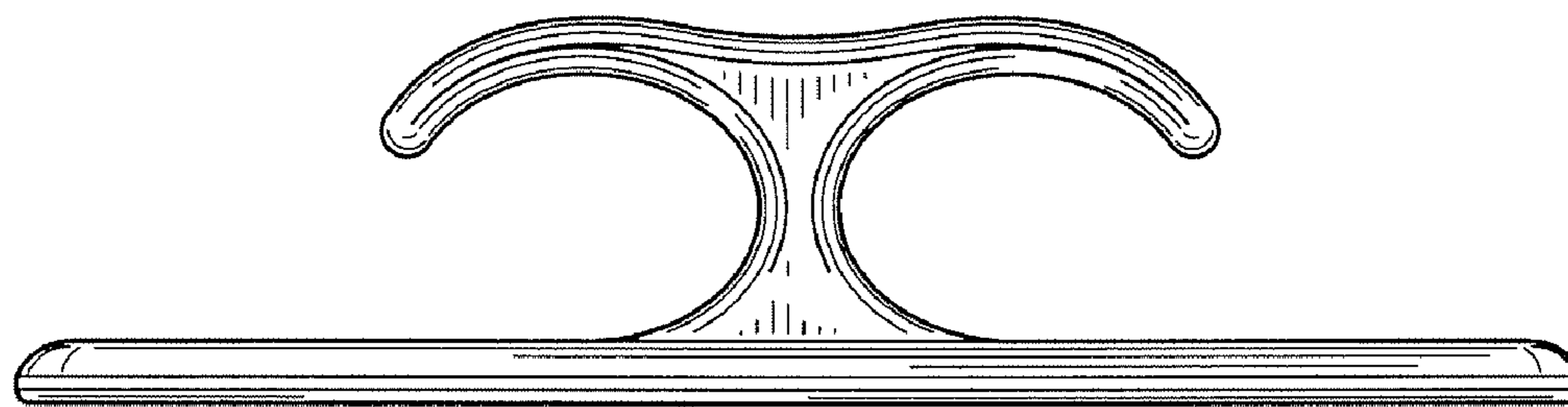


FIG. 2

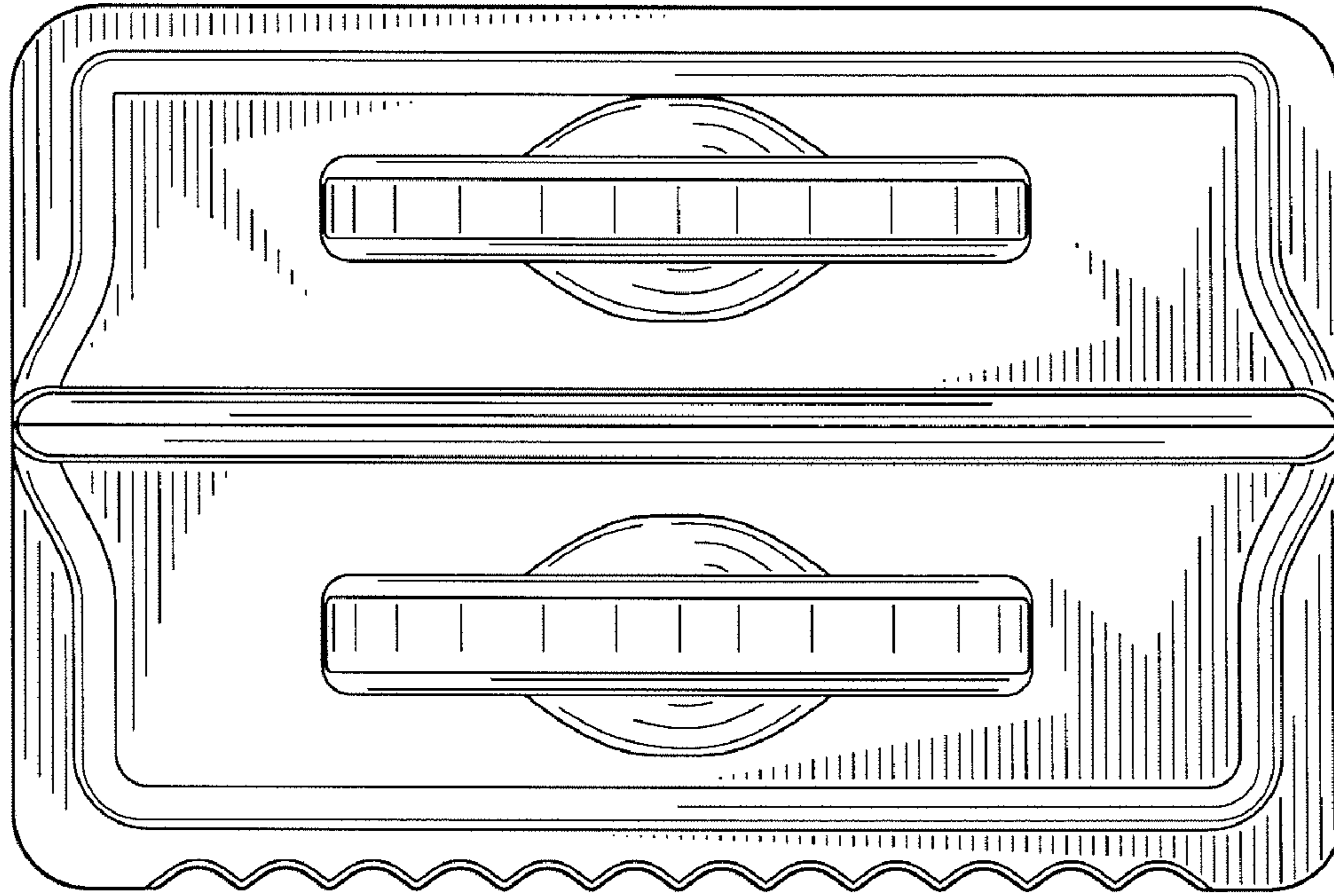


FIG. 3

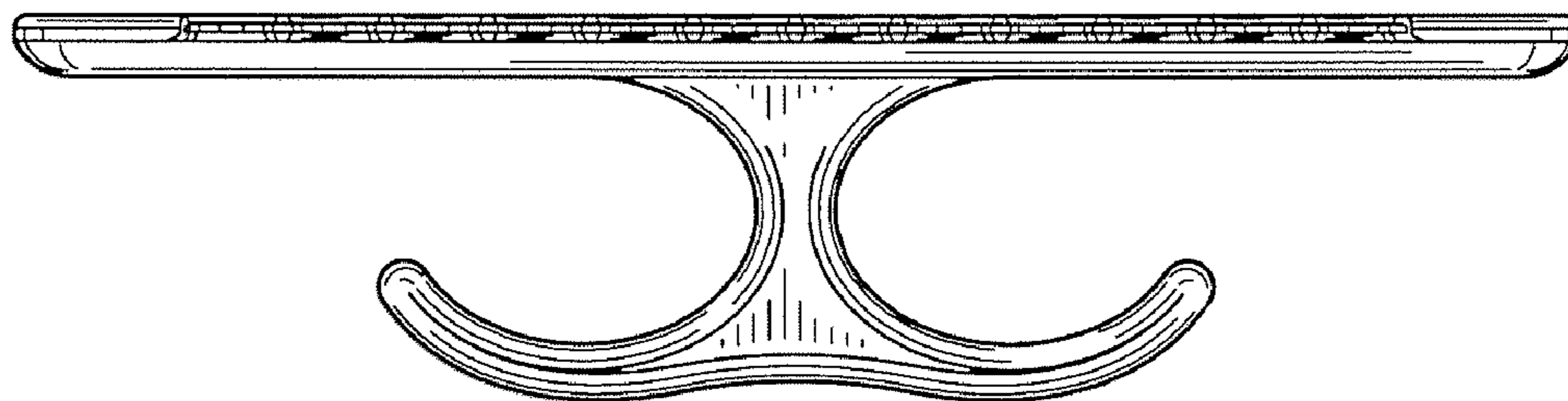


FIG. 4

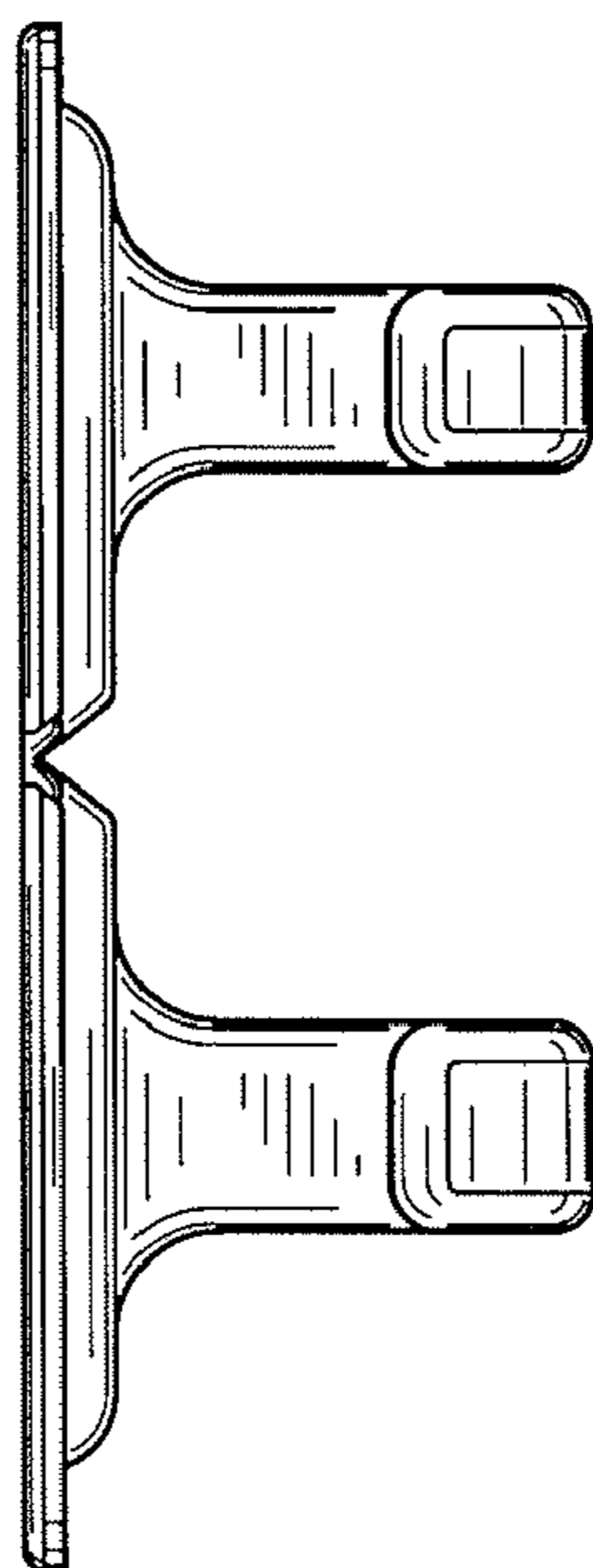


FIG. 5

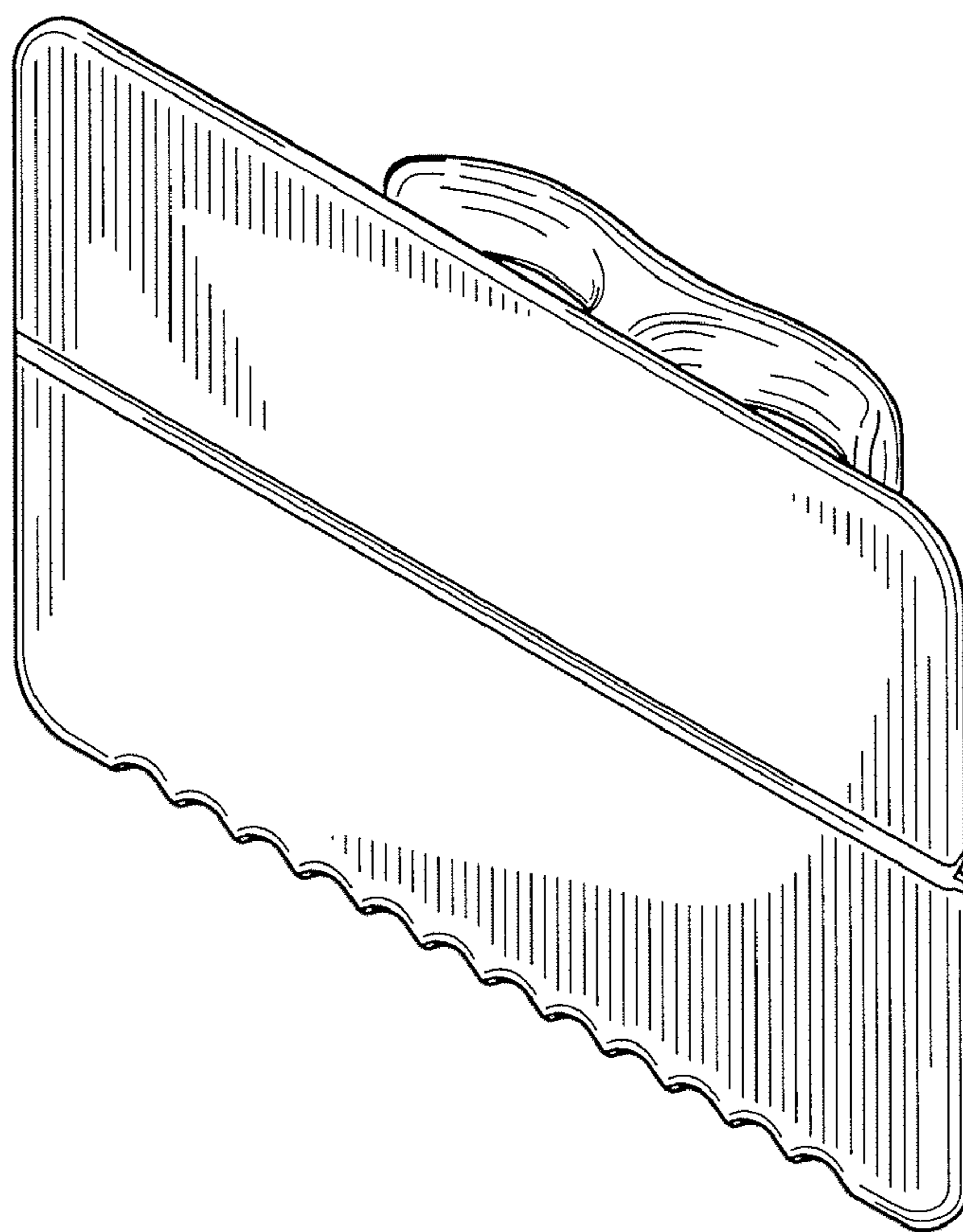


FIG. 6