



US00D577151S

(12) **United States Design Patent**
Smith

(10) **Patent No.:** **US D577,151 S**

(45) **Date of Patent:** **** Sep. 16, 2008**

(54) **CIGAR CUTTING TOOL**

D546,000 S * 7/2007 Kan D27/195

(76) Inventor: **Andrew Smith**, 32 Shore Rd., Pascoag,
RI (US) 02859

* cited by examiner

Primary Examiner—Jennifer Rivard
(74) *Attorney, Agent, or Firm*—Francis Marino

(**) Term: **14 Years**

(21) Appl. No.: **29/298,068**

(57) **CLAIM**

(22) Filed: **Nov. 28, 2007**

The ornamental design for a cigar cutting tool, as shown and described.

(51) **LOC (8) Cl.** **27-06**

(52) **U.S. Cl.** **D27/195; D27/143**

(58) **Field of Classification Search** D27/141–143,
D27/154–157, 195; 131/253–255; 30/109–113
See application file for complete search history.

DESCRIPTION

FIG. 1 is a perspective view of a cigar cutting tool according to my new design;

FIG. 2 is a top plan view of the tool of FIG. 1;

FIG. 3 is a bottom plan view of the tool of FIG. 1;

FIG. 4 is a right side elevation view of the tool of FIG. 1 (the left side view being a mirror image thereof);

FIG. 5 is a front elevation view of the tool of FIG. 1; and,

FIG. 6 is a rear elevation view of the tool of FIG. 1.

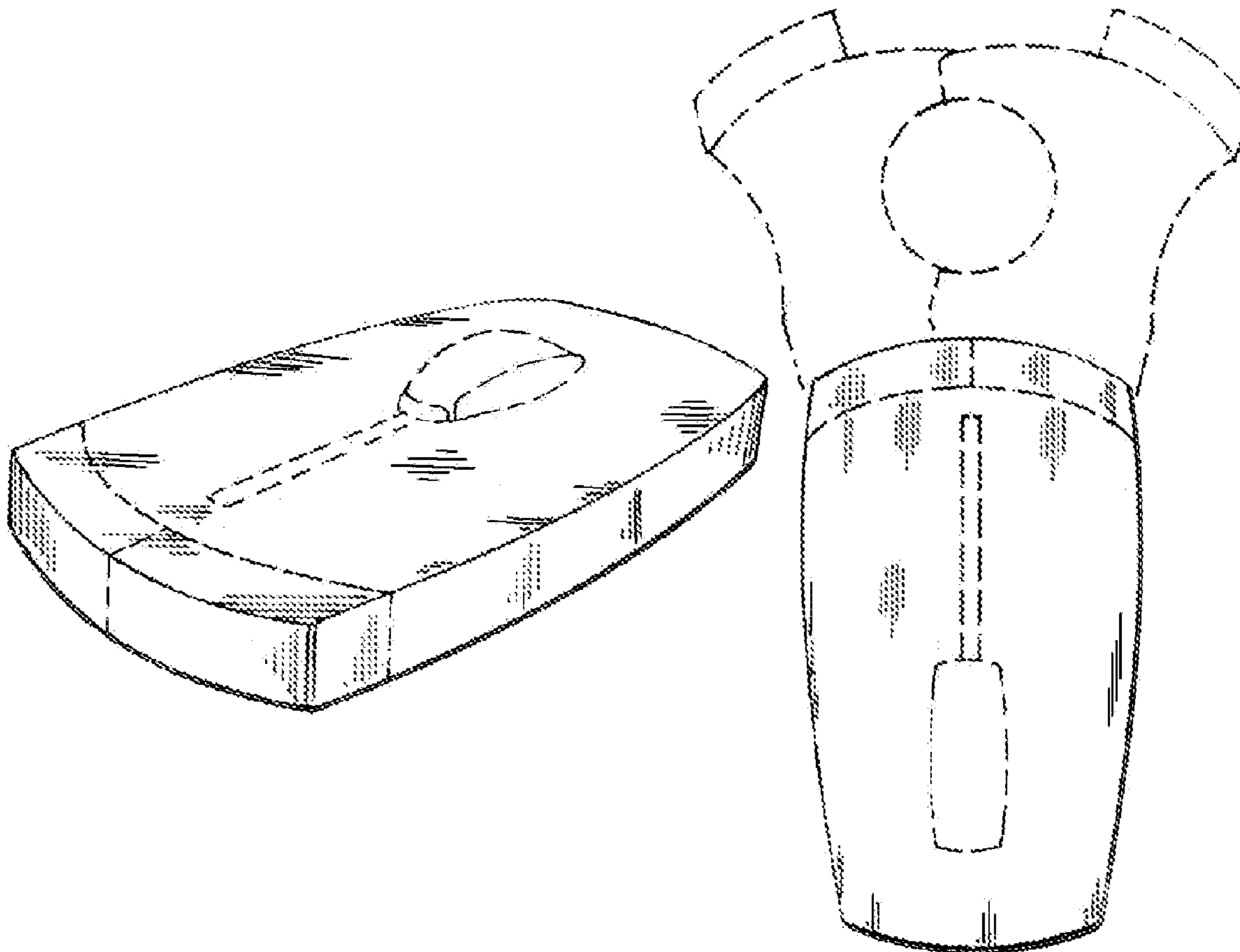
The features shown in broken lines form no part of the claimed design.

(56) **References Cited**

U.S. PATENT DOCUMENTS

D410,109 S	*	5/1999	Van Keppel et al.	D27/195
D435,691 S	*	12/2000	Reynolds	D27/143
D454,222 S	*	3/2002	Park	D27/157
D455,521 S	*	4/2002	Park	D27/195
D463,064 S	*	9/2002	Hong	D27/157
D493,912 S	*	8/2004	Wong	D27/141
D515,733 S	*	2/2006	Smith	D27/143
D539,473 S	*	3/2007	Almsberger et al.	D27/157

1 Claim, 1 Drawing Sheet



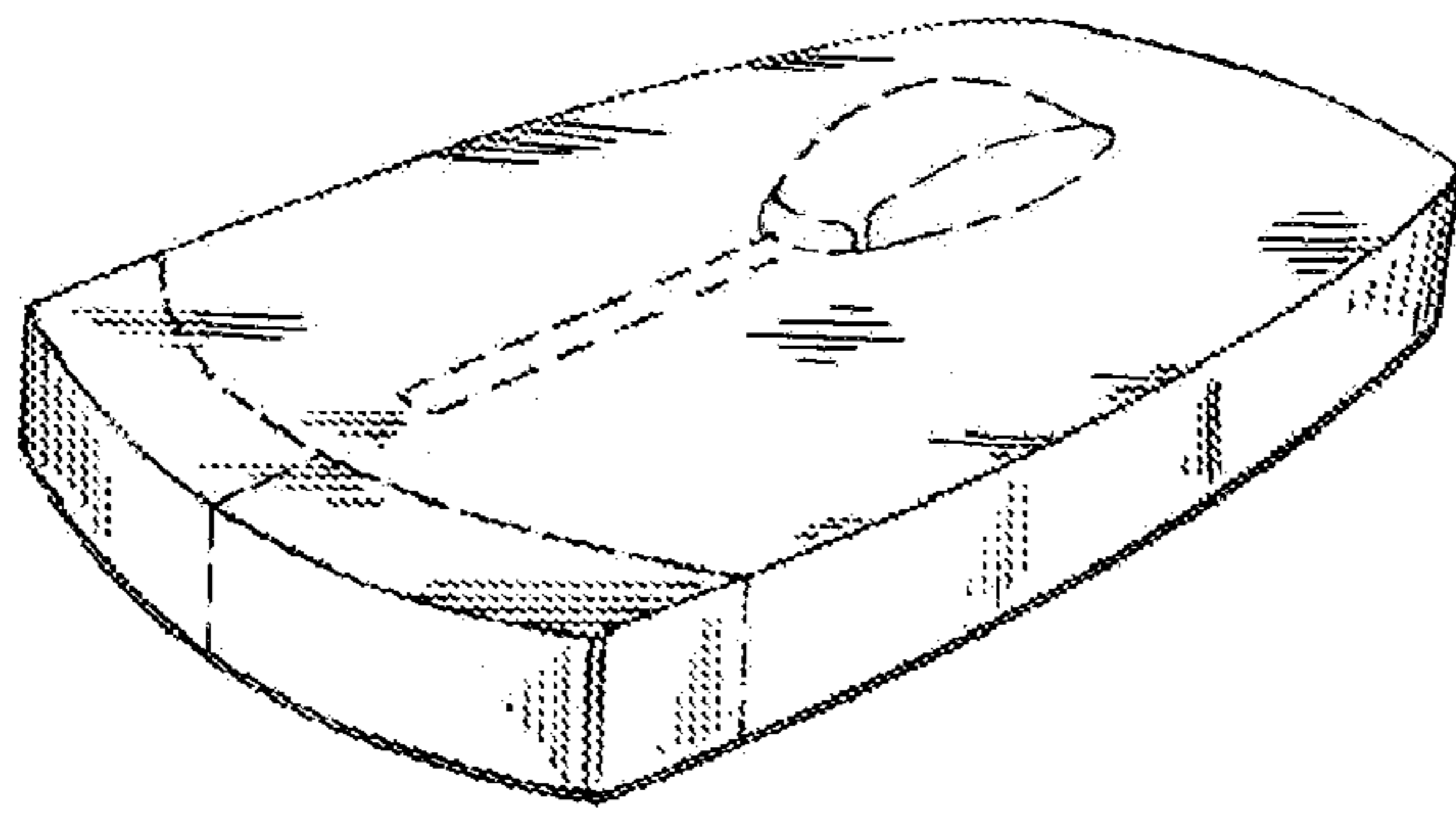


Fig. 1

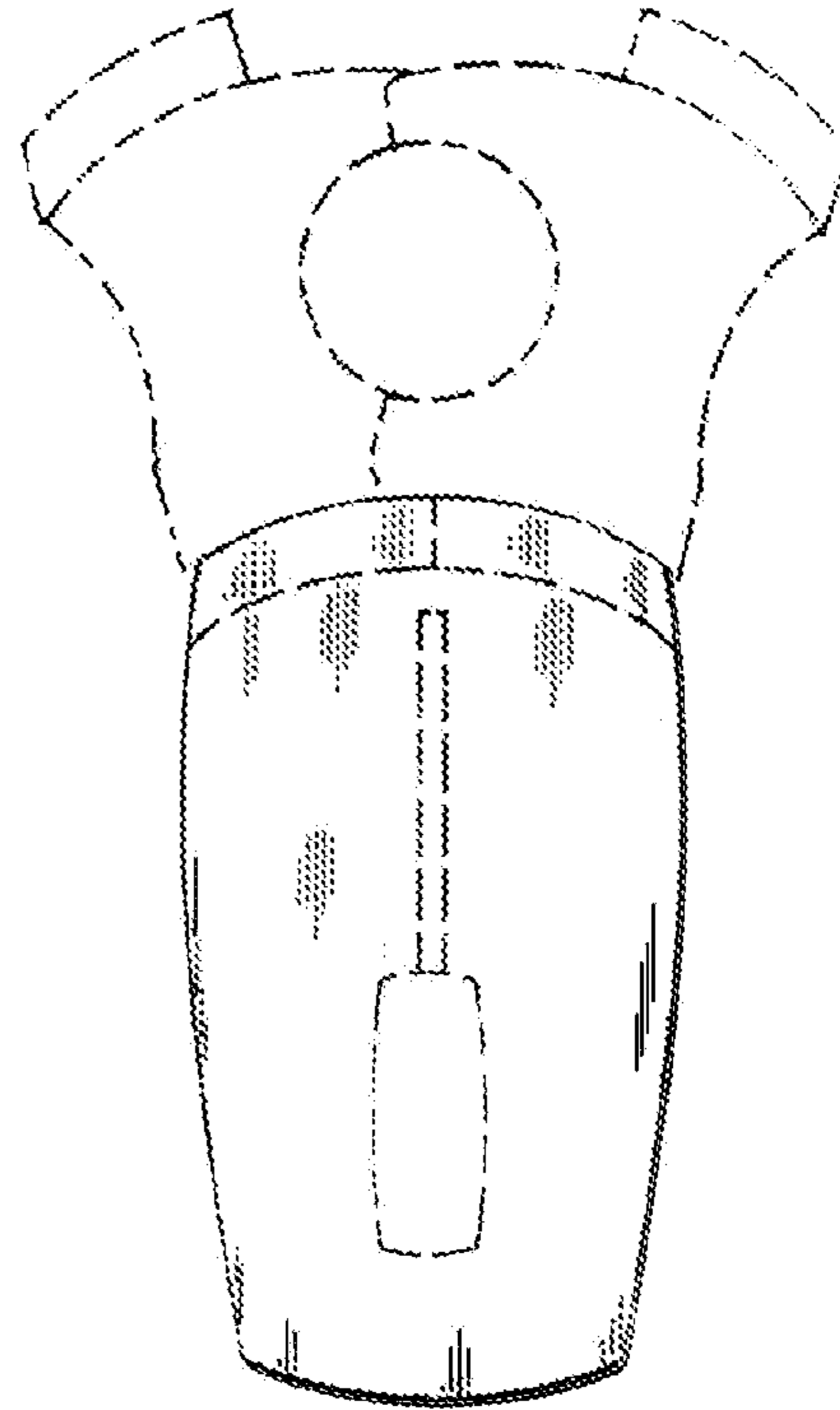


Fig. 2

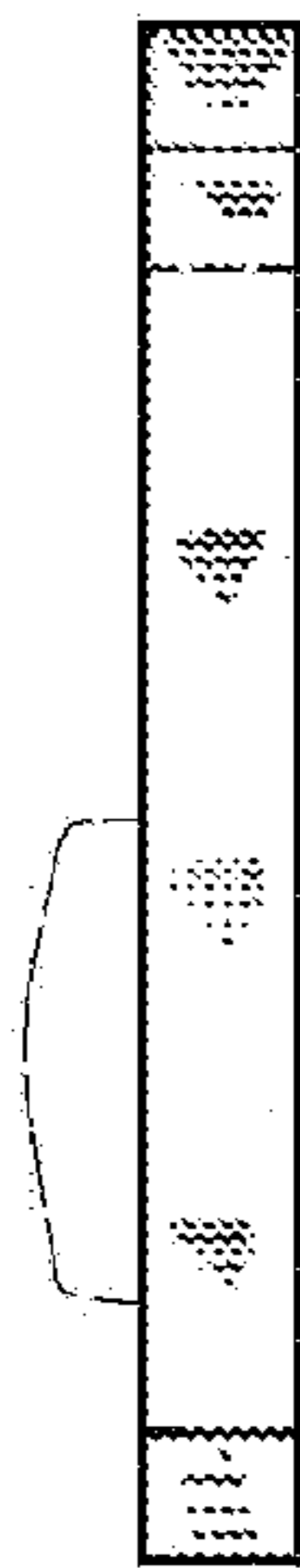


Fig. 4




Fig. 3



Fig. 5

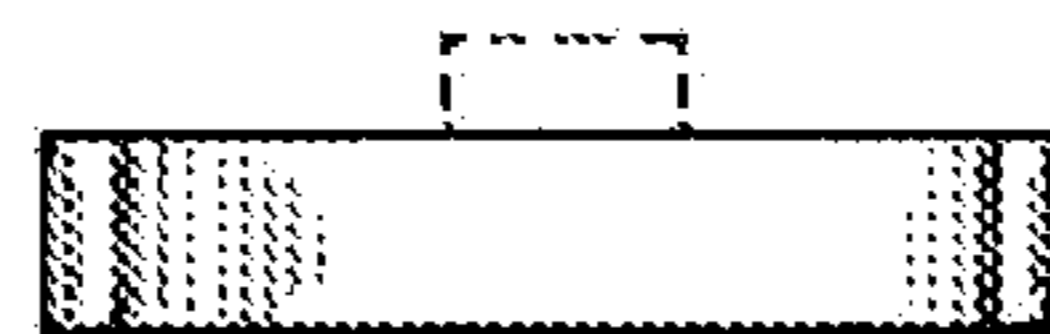


Fig. 6