



US00D577138S

(12) **United States Design Patent**
Kitagawa et al.

(10) **Patent No.:** **US D577,138 S**
(45) **Date of Patent:** **** Sep. 16, 2008**

(54) **FLUORESCENT LAMP**

(75) Inventors: **Hiroki Kitagawa**, Kadoma (JP); **Shiro Iida**, Kadoma (JP)

(73) Assignee: **Matsushita Electric Industrial Co., Ltd.**, Osaka (JP)

(**) Term: **14 Years**

(21) Appl. No.: **29/286,915**

(22) Filed: **May 22, 2007**

3,989,335 A 11/1976 Belokin, Jr.
4,122,510 A 10/1978 Halliday
4,275,325 A * 6/1981 Guim 313/51
4,514,793 A 4/1985 Andreasen

(Continued)

FOREIGN PATENT DOCUMENTS

JP D 600082 5/1983

Related U.S. Application Data

(63) Continuation of application No. 29/285,341, filed on Mar. 27, 2007, now Pat. No. Des. 557,452.

(30) **Foreign Application Priority Data**

Feb. 16, 2007 (JP) 2007-003752

(51) **LOC (8) Cl.** **26-02**

(52) **U.S. Cl.** **D26/37**

(58) **Field of Classification Search** D26/3,
D26/76, 138, 37, 24, 42, 75, 77, 78, 79, 120;
D13/134; 362/260, 614, 649, 651
See application file for complete search history.

(56) **References Cited**

U.S. PATENT DOCUMENTS

2,153,366 A 4/1939 Darley
D121,420 S 7/1940 MacCarthy
2,227,739 A 1/1941 Pollard
2,283,454 A 5/1942 Osterloo
2,311,877 A 2/1943 Schelgunov
D155,484 S 10/1949 Comiskey et al.
2,488,677 A 11/1949 McCann
2,499,677 A 3/1950 Pearce
D162,744 S 4/1951 McCann
D210,289 S 2/1968 Tecton
D214,911 S 8/1969 Morgan
3,587,167 A 6/1971 Levin
3,796,869 A 3/1974 Stone
3,976,986 A 8/1976 Zabroski

OTHER PUBLICATIONS

Kitagawa et al., U.S. Design Application entitled "Base for Fluorescent Lamp," U.S. Appl. No. 29/285,324, filed Mar. 27, 2007.

(Continued)

Primary Examiner—Freda S. Nunn
Assistant Examiner—Kevin K Rudzinski
(74) *Attorney, Agent, or Firm*—Brinks Hofer Gilson & Lione


(57) **CLAIM**

We claim the ornamental design for a fluorescent lamp, as shown and described.

DESCRIPTION

FIG. 1 is a front perspective view of a fluorescent lamp of the present invention;
FIG. 2 is a front view thereof;
FIG. 3 is a rear view thereof;
FIG. 4 is a first side view thereof;
FIG. 5 is a second side view thereof;
FIG. 6 is a top view thereof; and,
FIG. 7 is a bottom view thereof.

1 Claim, 7 Drawing Sheets



U.S. PATENT DOCUMENTS

4,581,687 A 4/1986 Nakanishi
 4,642,741 A 2/1987 Cohn
 4,661,890 A 4/1987 Watanabe et al.
 4,695,768 A 9/1987 Covington et al.
 D304,087 S * 10/1989 Porembski et al. D26/3
 D304,502 S * 11/1989 Heidemann et al. D26/3
 4,903,836 A * 2/1990 Combs 206/419
 4,906,891 A 3/1990 Takagi et al.
 4,926,300 A 5/1990 Ralston
 4,974,131 A 11/1990 Paradiso
 D314,629 S * 2/1991 Sangen et al. D26/3
 5,079,678 A 1/1992 Parker
 D340,296 S 10/1993 Bachetzky et al.
 5,299,108 A 3/1994 Griffin
 5,331,734 A 7/1994 Hunt
 5,351,896 A 10/1994 Nuttall
 5,369,558 A 11/1994 Munz
 D359,571 S * 6/1995 Abbott D26/3
 D360,047 S 7/1995 Zimmerman et al.
 D362,321 S 9/1995 Houssin et al.
 D365,885 S * 1/1996 Sangen et al. D26/3
 5,551,643 A 9/1996 Chapin
 5,632,547 A 5/1997 Ge et al.
 5,768,663 A 6/1998 Lin
 D397,811 S 9/1998 Vakil
 5,864,461 A 1/1999 Cho
 5,904,415 A 5/1999 Robertson et al.

D428,105 S 7/2000 Holcombe
 D436,078 S 1/2001 Korte
 D448,499 S * 9/2001 Choi D26/3
 D448,500 S * 9/2001 Choi D26/3
 D481,471 S 10/2003 Farmer
 6,641,285 B2 11/2003 Liu
 D487,815 S 3/2004 Hoernig
 6,726,496 B1 4/2004 Reich et al.
 D490,294 S 5/2004 Dayan
 6,773,141 B2 8/2004 Zhao et al.
 6,779,907 B2 8/2004 Beadle
 D497,442 S 10/2004 Patel
 D498,312 S * 11/2004 Leung et al. D26/3
 D521,451 S 5/2006 Wiskerke
 D521,676 S 5/2006 Richner
 D528,229 S 9/2006 Kakuno et al.
 D530,837 S * 10/2006 Loughrey et al. D26/3
 D537,545 S * 2/2007 Iida et al. D26/3
 2005/0236959 A1 * 10/2005 Toth et al. 313/486

OTHER PUBLICATIONS

Kitagawa et al., U.S. Design Application entitled "Base for Fluorescent Lamp," U.S. Appl. No. 29/285,341, filed Mar. 27, 2007.
 Kitagawa et al., U.S. Design Application entitled "Fluorescent Lamp," U.S. Appl. No. 29/286,906, filed May 22, 2007.
 Kitagawa et al., U.S. Design Application entitled "Fluorescent Lamp," U.S. Appl. No. 29/286,969, filed May 24, 2007.

* cited by examiner

FIG. 1




FIG.2




FIG.3




FIG. 4

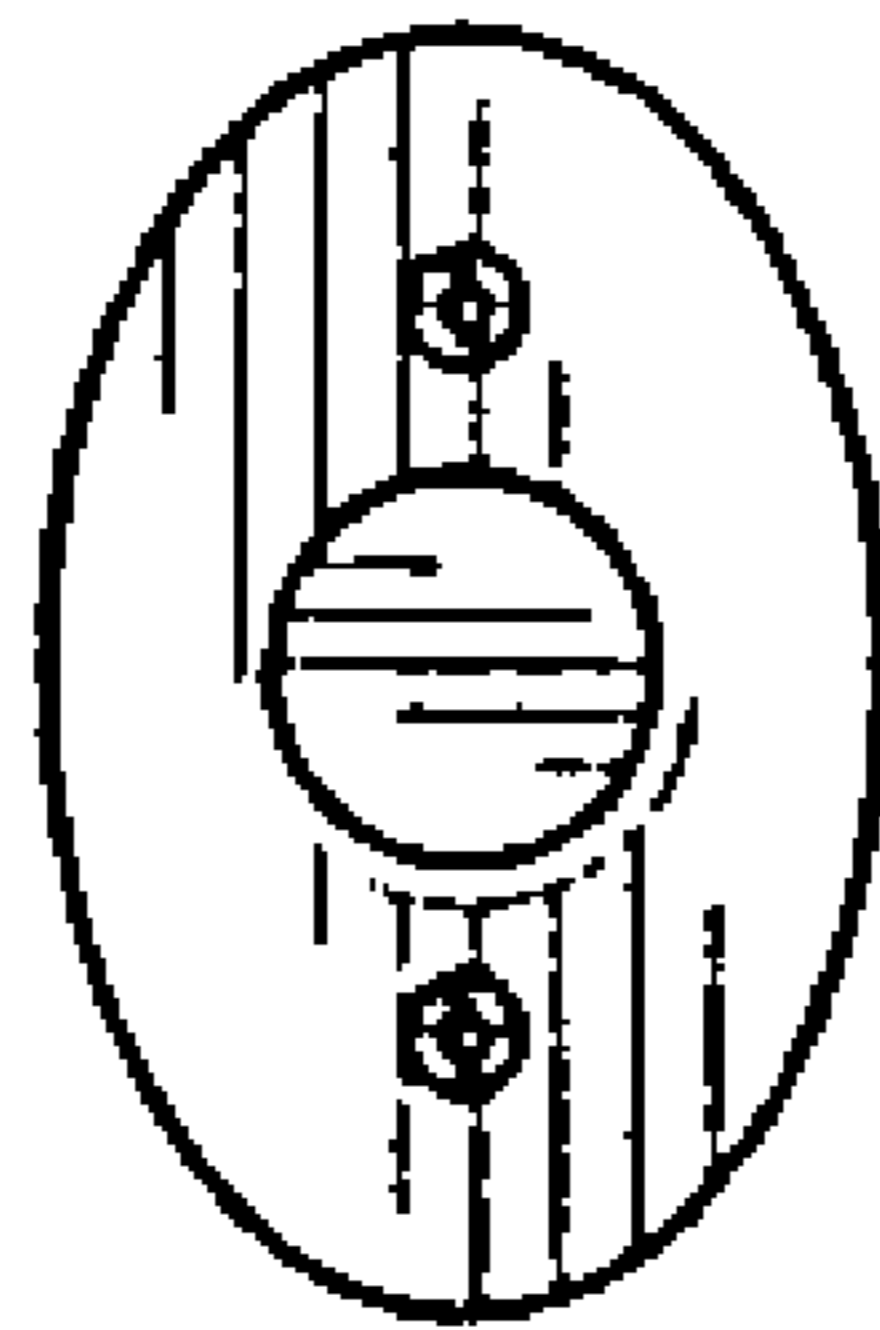


FIG. 5

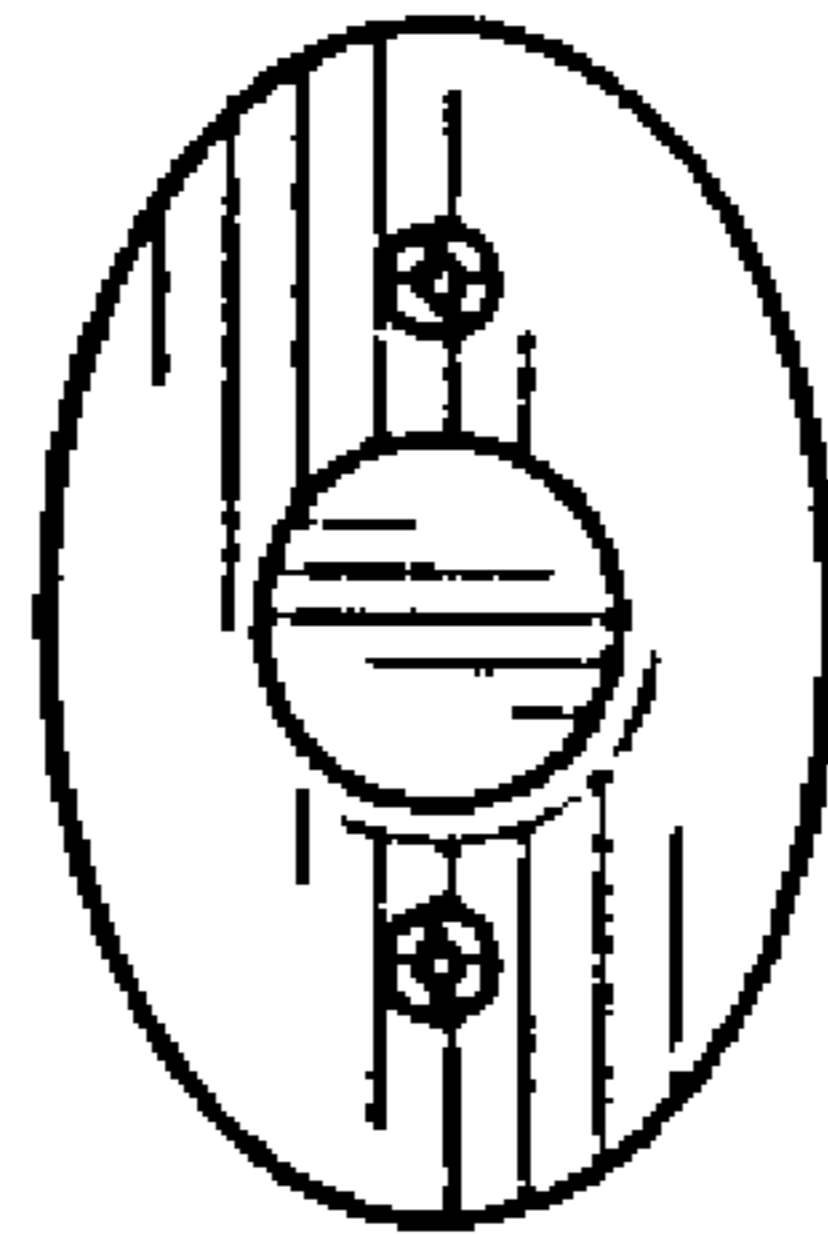


FIG.6




FIG. 7

