



US00D577124S

(12) **United States Design Patent**  
**Freeland et al.**

(10) **Patent No.:** **US D577,124 S**  
(45) **Date of Patent:** **\*\* Sep. 16, 2008**

(54) **THERAPEUTIC DEVICE**

(75) Inventors: **Mary Elaine Freeland**, Loveland, OH (US); **Donald Stephen Bretl**, West Chester, OH (US); **Kyle William Harris**, Mainville, OH (US); **Rick Pack**, Blue Ash, OH (US); **Angela M. Reed**, Mason, OH (US)

(73) Assignee: **The Procter & Gamble Company**, Cincinnati, OH (US)

(\*\*) Term: **14 Years**

(21) Appl. No.: **29/273,557**

(22) Filed: **Mar. 8, 2007**

(51) **LOC (8) Cl.** ..... **24-04**

(52) **U.S. Cl.** ..... **D24/206; D24/189**

(58) **Field of Classification Search** ..... D24/200, D24/189-192, 206; D29/121.1; 602/2, 21-22, 602/60-61; 607/96, 108-111, 114  
See application file for complete search history.

(56) **References Cited**

**U.S. PATENT DOCUMENTS**

D239,981 S *	5/1976	Arluck et al. ....	D24/190
D324,733 S *	3/1992	O'Brien et al. ....	D24/206
D325,637 S *	4/1992	O'Brien et al. ....	D24/206

D403,779 S *	1/1999	Davis et al. ....	D24/206
D428,153 S *	7/2000	Davis ....	D24/190
D437,643 S *	2/2001	Davis ....	D24/190
D472,321 S *	3/2003	Davis et al. ....	D24/206
D478,996 S *	8/2003	Pace et al. ....	D24/206
D484,986 S *	1/2004	Cipra et al. ....	D24/206
2008/0064996 A1 *	3/2008	Bretl et al. ....	602/21

\* cited by examiner

*Primary Examiner*—Ian Simmons

*Assistant Examiner*—Wan Laymon

(74) *Attorney, Agent, or Firm*—Kristin Kohler; Cynthia L. Clay; Kelly L. McDow

(57) **CLAIM**

The ornamental design for a therapeutic device, as shown and described.

**DESCRIPTION**

FIG. 1 is a top plan view of a therapeutic device showing our new design;

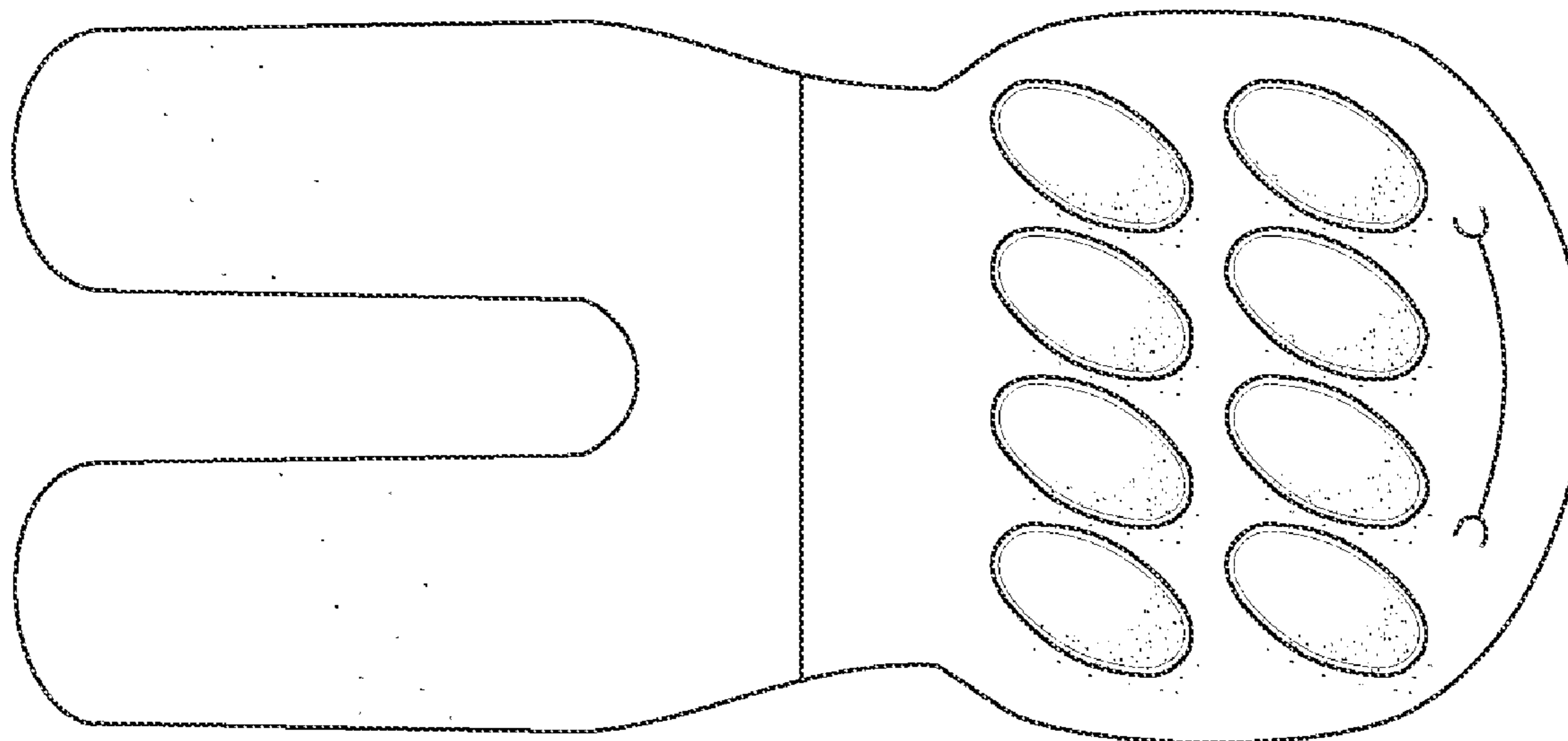
FIG. 2 is a left side elevational view thereof, the right side elevational view being a mirror image;

FIG. 3 is a front elevational view thereof;

FIG. 4 is a back elevational view thereof; and,

FIG. 5 is a bottom plan view thereof.

**1 Claim, 2 Drawing Sheets**



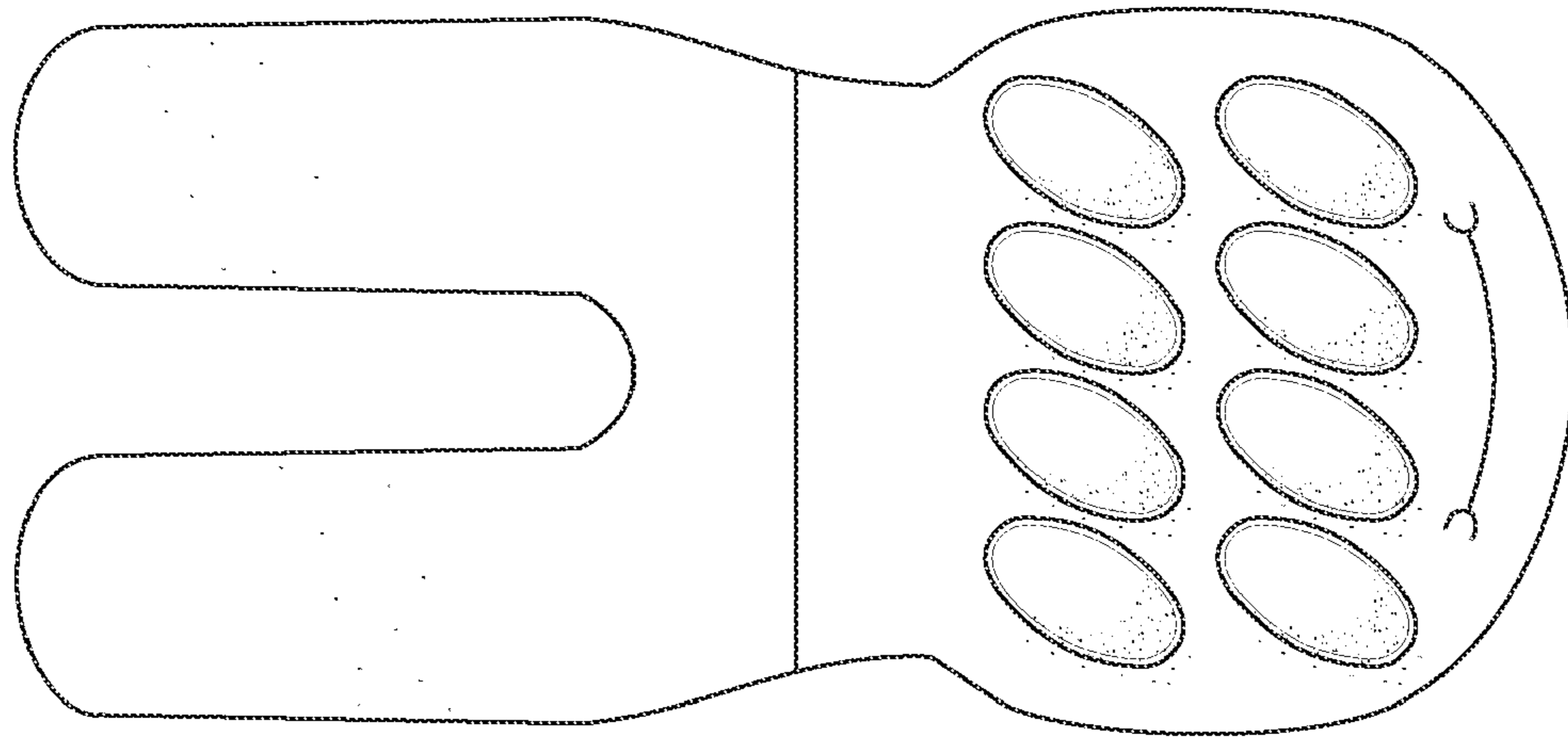


Fig. 1



Fig. 2




Fig. 3

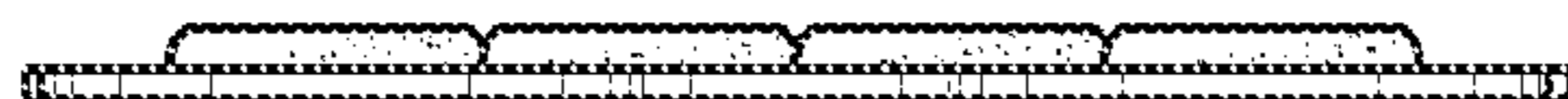


Fig. 4

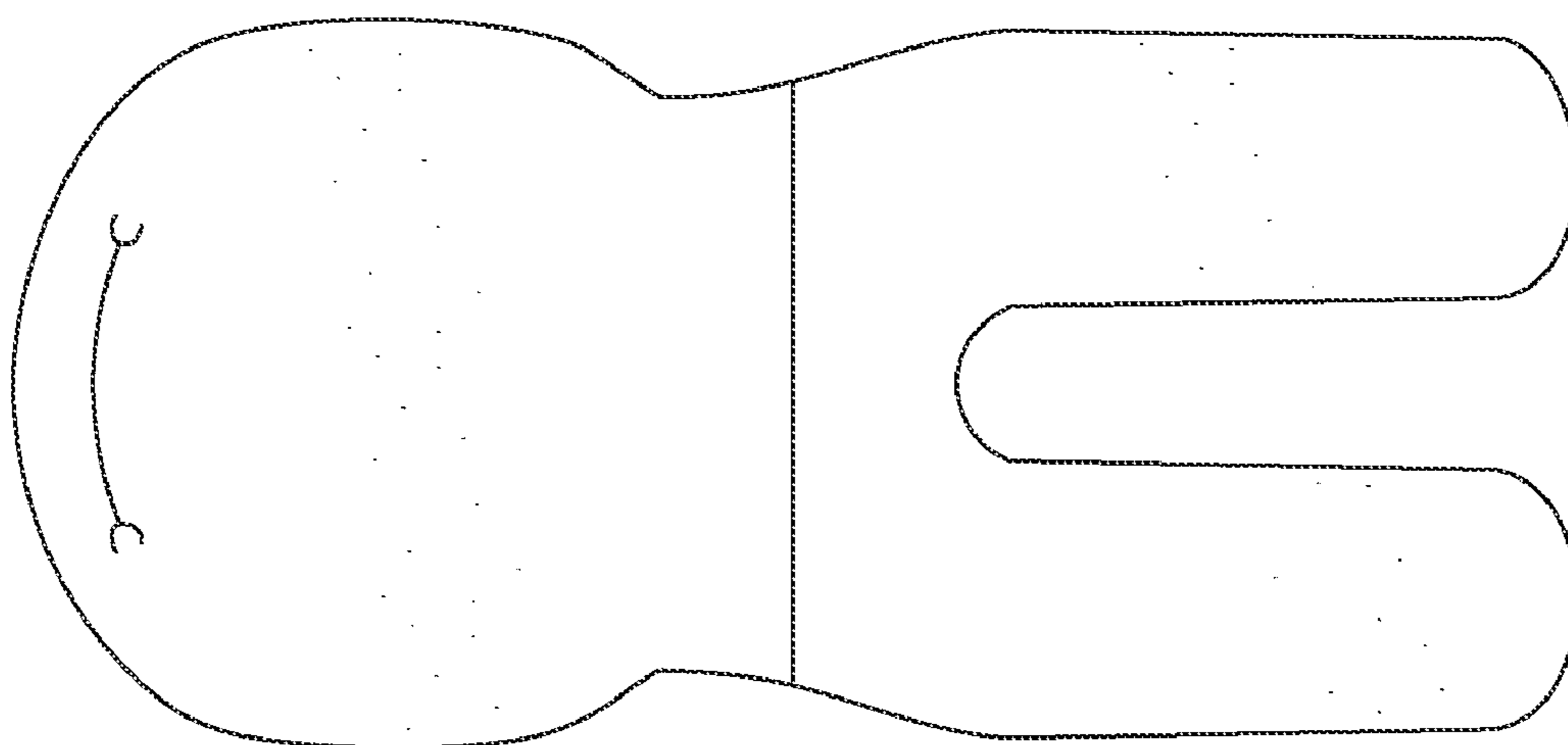


Fig. 5