



US00D577098S

(12) **United States Design Patent**
Gilbert

(10) **Patent No.:** **US D577,098 S**
(45) **Date of Patent:** **** Sep. 16, 2008**

- (54) **HANDHELD SHOWER CONTROL**
- (75) Inventor: **Christopher Jon Gilbert**, Moreland Hills, OH (US)
- (73) Assignee: **Moen Incorporated**, North Olmsted, OH (US)
- (**) Term: **14 Years**
- (21) Appl. No.: **29/230,705**
- (22) Filed: **May 25, 2005**
- (51) **LOC (8) Cl.** **23-01**
- (52) **U.S. Cl.** **D23/213**
- (58) **Field of Classification Search** D23/213, D23/223, 226; 239/562-564, 414, 407
See application file for complete search history.

5,356,078 A	10/1994	Bischoff
5,551,637 A	9/1996	Lo
D374,477 S	10/1996	Dow et al.
5,613,638 A	3/1997	Blessing
D385,947 S	11/1997	Dow et al.
5,707,011 A	1/1998	Bosio
5,765,760 A	6/1998	Kuo
D401,669 S	11/1998	Ratzlaff
5,833,138 A	11/1998	Crane et al.
D410,275 S	5/1999	Lipshitz
D418,200 S	12/1999	Ben-Tsur
D421,482 S	3/2000	Milrud et al.
D422,337 S	4/2000	Chan
D424,162 S	5/2000	Haug et al.
D424,163 S	5/2000	Haug et al.
D428,110 S	7/2000	Haug et al.
D430,643 S	9/2000	Tse
D431,278 S	9/2000	Tse

(Continued)

(56) **References Cited**
U.S. PATENT DOCUMENTS

1,840,812 A	1/1932	Hardy	
3,637,143 A	1/1972	Shames et al.	
3,929,287 A	12/1975	Givler et al.	
3,963,179 A	6/1976	Tomaro	
4,081,135 A	3/1978	Tomaro	
4,203,550 A	5/1980	On	
4,204,646 A	5/1980	Shames et al.	
4,311,279 A *	1/1982	Jette	239/562
4,394,969 A *	7/1983	Jette	239/414
4,629,125 A	12/1986	Liu	
4,674,687 A	6/1987	Smith et al.	
4,703,893 A	11/1987	Gruber	
5,033,897 A	7/1991	Chen	
5,070,552 A	12/1991	Gentry et al.	
5,090,624 A	2/1992	Rogers	
D327,115 S	6/1992	Rogers	
D332,303 S	1/1993	Klose	
5,213,267 A	5/1993	Heimann et al.	
D339,627 S	9/1993	Klose	
5,297,735 A	3/1994	Heimann et al.	
5,316,216 A	5/1994	Cammack et al.	
D348,720 S	7/1994	Haug et al.	

Primary Examiner—Robin V Webster
(74) *Attorney, Agent, or Firm*—Calfee, Halter & Griswold LLP

(57) **CLAIM**

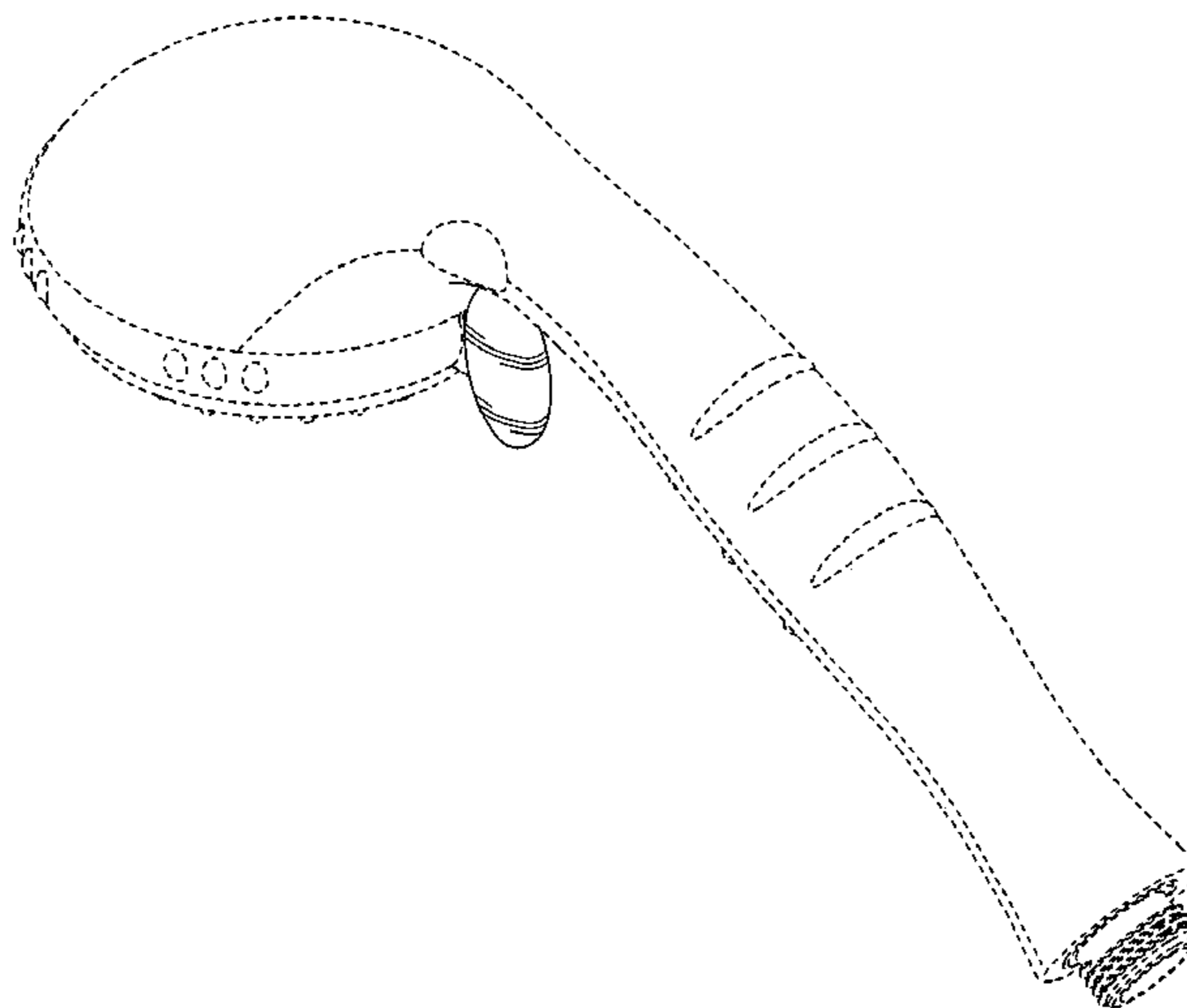
The ornamental design for a handheld shower control, as shown and described.

DESCRIPTION

FIG. 1 is a perspective view of a handheld shower control of the new design;
FIG. 2 is a left side elevational view of the handheld shower control of FIG. 1;
FIG. 3 is a right side elevational view of the handheld shower control of FIG. 1; and,
FIG. 4 is a bottom plan view of the handheld shower control of FIG. 1.

The portions of the Figures shown in broken lines are not part of the claimed design but are for illustration only.

1 Claim, 4 Drawing Sheets



US D577,098 S

Page 2

U.S. PATENT DOCUMENTS

D432,625 S	10/2000	Chan	D465,548 S	11/2002	Tse
D432,627 S	10/2000	Tse	D465,549 S	11/2002	Tse
D433,097 S	10/2000	Tse	D466,185 S	11/2002	Tse
D434,468 S	11/2000	Chan	D466,186 S	11/2002	Tse
6,145,757 A	11/2000	Knapp	D467,302 S	12/2002	Singtoroj
D439,306 S	3/2001	Tse	D470,568 S	2/2003	Wu
D440,630 S	4/2001	Gottwald	D477,652 S	7/2003	Itoh
D445,871 S	7/2001	Fan	6,641,057 B2	11/2003	Thomas et al.
D447,215 S	8/2001	Ben-Tsur	D488,534 S	4/2004	Lin
6,290,147 B1	9/2001	Bertrand et al.	6,715,699 B1	4/2004	Greenberg et al.
D450,806 S	11/2001	Lindholm et al.	D492,006 S	6/2004	Haug et al.
D451,980 S	12/2001	Lindholm et al.	D496,988 S	10/2004	Lin
D452,725 S	1/2002	Lindholm et al.	6,823,536 B2	11/2004	Yip
D453,370 S	2/2002	Lindholm et al.	D503,965 S *	4/2005	Colligan et al. D23/226
D457,937 S	5/2002	Lindholm et al.	D506,243 S *	6/2005	Wu D23/223
D459,437 S	6/2002	Christianson	2002/0003175 A1	1/2002	Fan
6,412,711 B1	7/2002	Fan	2002/0100818 A1	8/2002	Blessing et al.
D461,224 S	8/2002	Lobermeier	2004/0078891 A1	4/2004	Yip
D461,524 S	8/2002	Lobermeier	2004/0164183 A1	8/2004	Nobili
			2004/0217209 A1	11/2004	Bui

* cited by examiner

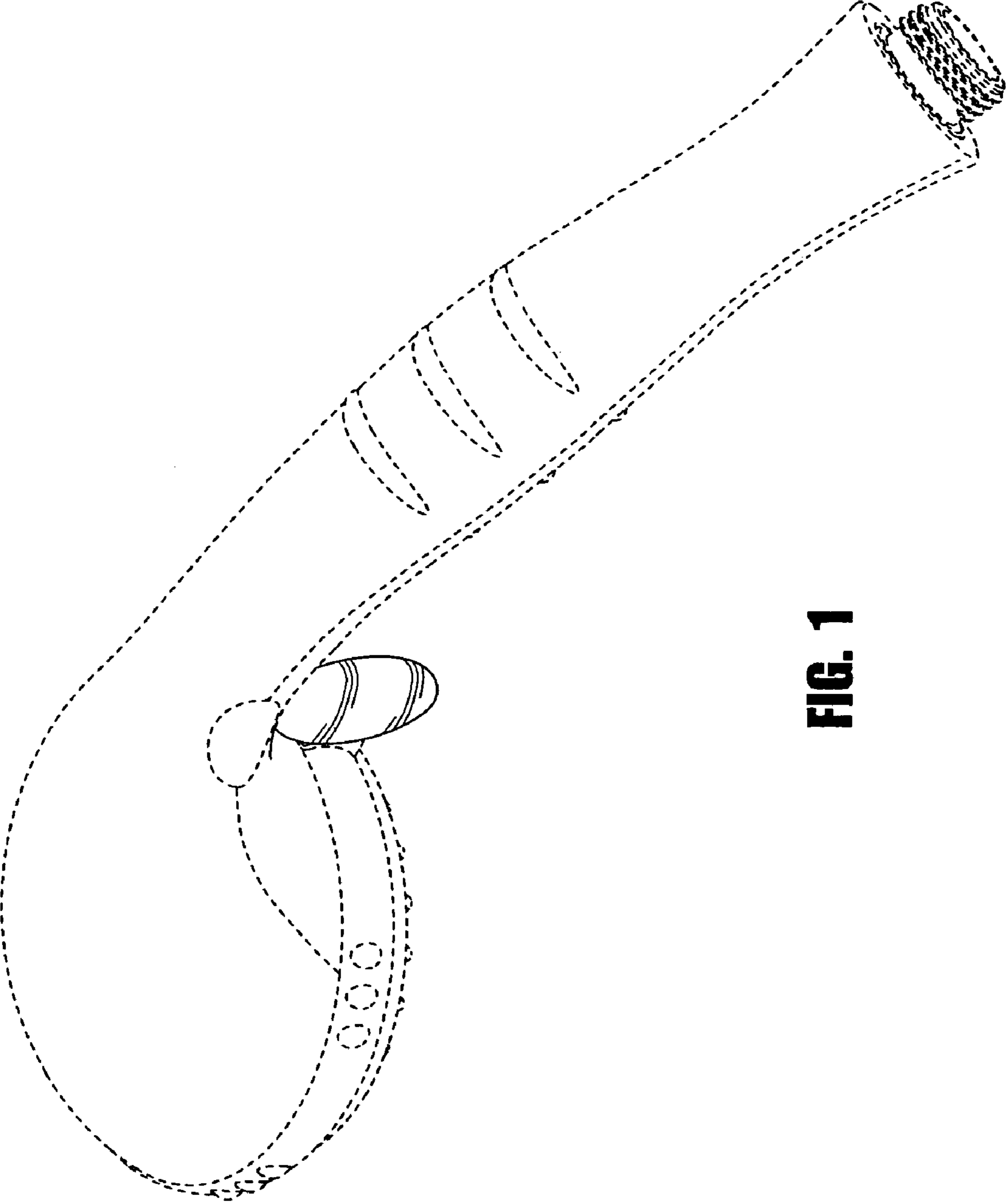


FIG. 1

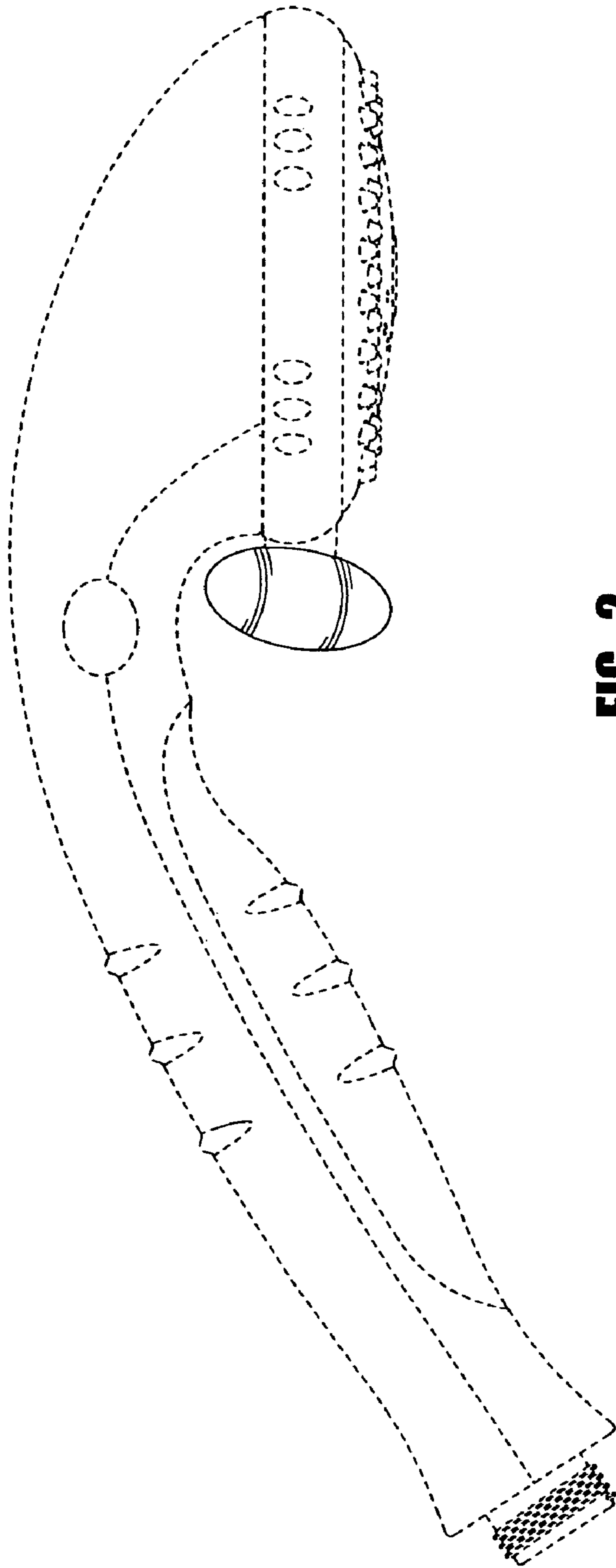


FIG. 2

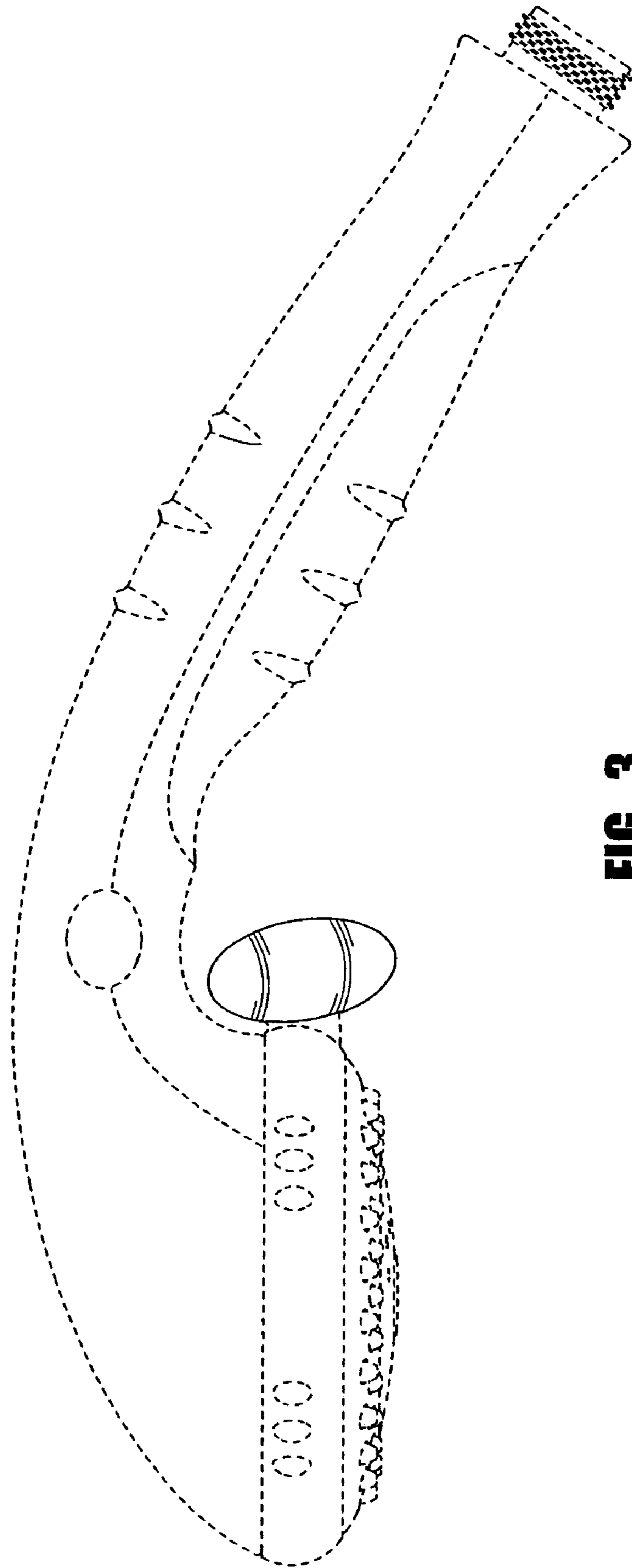


FIG. 3

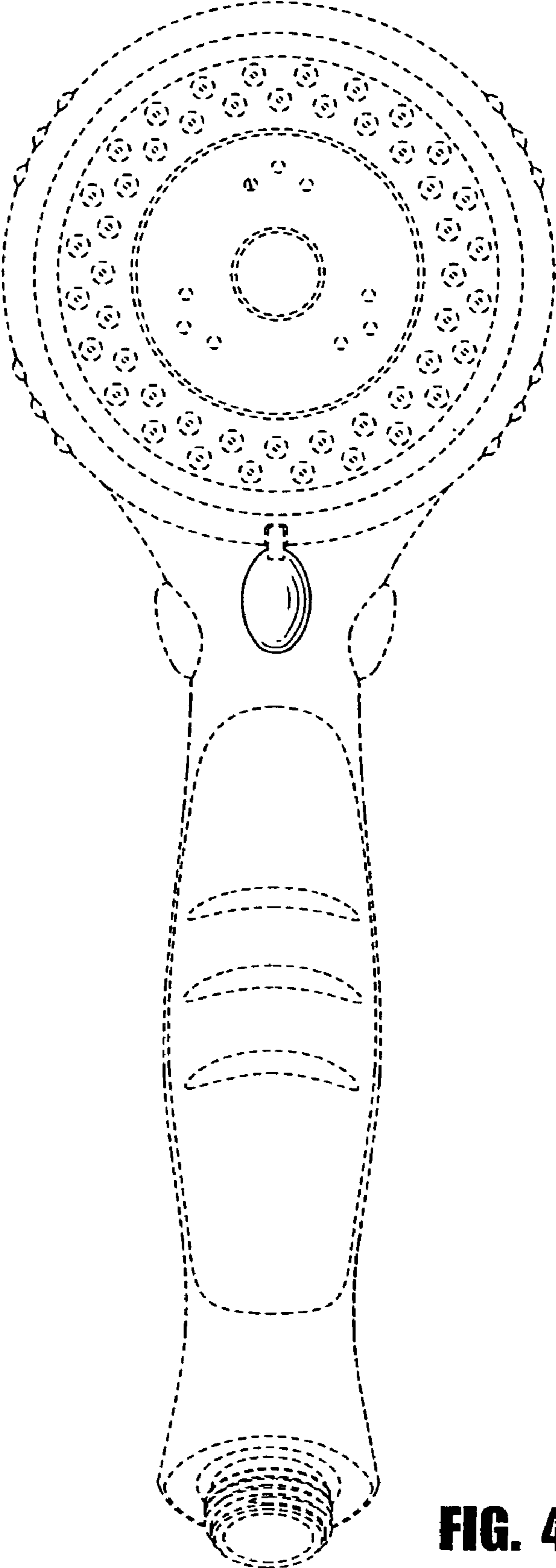


FIG. 4